

MICROpendium

Volume 13 Number 2

March 1996


\$3.50

Fest West '96

In the photo below, the Super AMS card is shown with a 1- megabyte daughter board. (The AMS card is the lower card.)

At right, visitors at Fest West spent a lot of time in the exhibit hall.

At lower right is the TI99/4A CD-ROM.




Reviews

Load Master

Quiz Family

TI-Planner



Inside

Graphics Compatibility — Keeping graphics programs straight

DATA CAL in Extended BASIC

Master Diskette Librarian in Extended BASIC

The Art of Assembly — We interrupt this program

CONTENTS

MICROpendium

MICROpendium (ISSN 10432299) is published monthly for \$35 per year by Burns-Koloen Communications Inc., 502 Windsor Rd., Round Rock, TX 78664-7639. Second-class postage paid at Round Rock, Texas. POSTMASTER: Send address changes to MICROpendium, P.O. Box 1343, Round Rock, TX 78680-1343.

No information published in the pages of MICROpendium may be used without permission of the publisher, Burns-Koloen Communications Inc. Only computer user groups that have exchange agreements with MICROpendium may excerpt articles appearing in MICROpendium without prior approval.

While all efforts are directed at providing factual and true information in published articles, the publisher cannot accept responsibility for errors that appear in advertising or text appearing in MICROpendium. The inclusion of brand names in text does not constitute an endorsement of any product by the publisher. Statements published by MICROpendium which reflect erroneously on individuals, products or companies will be corrected upon contacting the publisher.

Unless the author specifies, letters will be treated as unconditionally assigned for publication, copyright purposes and use in any other publication or brochure and are subject to MICROpendium's unrestricted right to edit and comment.

Display advertising deadlines and rates are available upon request.

All correspondence should be mailed to MICROpendium at P.O. Box 1343, Round Rock, TX 78680. We cannot take responsibility for unsolicited manuscripts but will give consideration to anything sent to the above address. Manuscripts will be returned only if a self-addressed stamped envelope is included.

Foreign subscriptions are \$40.25 (Mexico); \$42.50 (Canada); \$40.00, surface mail to other countries; \$52 airmail to other countries.

All editions of MICROpendium are mailed from the Round Rock (Texas) Post Office.

Mailing address: P.O. Box 1343, Round Rock, TX 78680.

Telephone & FAX: (512) 255-1512

Delphi TI NET: MICROpendium

GEnie: J.Koloen

Internet E-mail: jkoloen@io.com

John Koloen.....Publisher
Laura Burns.....Editor

Fair Reports

| | |
|----------------------|---------|
| Fest West..... | Page 8 |
| Vienna TI Fair | Page 27 |

The Art of Assembly

| | |
|--------------------------------|---------|
| We interrupt this program..... | Page 11 |
|--------------------------------|---------|

The Home Computer Era

| | |
|--------------------------|---------|
| More on the TI99/4A..... | Page 14 |
|--------------------------|---------|

Graphics Compatibility

| | |
|---|---------|
| Keeping graphics programs straight..... | Page 16 |
|---|---------|

Extended BASIC

| | |
|---------------------------------|---------|
| DATA CAL | Page 18 |
| Master Diskette Librarian | Page 22 |

Reviews

| | |
|---|---------|
| MICRO-Reviews: Load Master and Quiz Family..... | Page 25 |
| TI-Planner | Page 26 |

Newsbytes

| | |
|---|---------|
| Upcoming fairs, some address changes, and a Companion disk for Funnelweb..... | Page 28 |
|---|---------|

User Notes

| | |
|--|---------|
| RAMdisks and Mini-Memory, Term 80 tips, and converting XBASIC files..... | Page 29 |
|--|---------|

| | |
|-------------------------|---------|
| Classified | Page 31 |
|-------------------------|---------|

*READ THIS

Here are some tips to help you when entering programs from MICROpendium:

1. Most BASIC and Extended BASIC programs are run through Checksum, which places the numbers that follow exclamation points at the end of each program line. Do not enter these numbers or exclamation points. Checksum is available on disk from MICROpendium for \$4.
2. Long Extended BASIC lines are entered by inputting until the screen stops accepting characters, pressing Enter, pressing FCTN REDO, cursoring to the end of the line and continuing input.

TEX COMP LTD.

THE SALE OF THE MONTH. WE HAVE 3 CART GAME PACKS THIS MONTH ON SALE FOR \$4.00. YOU GET PARSEC, TOMBSTONE CITY, & TI INVADERS. THREE OF THE BEST GAMES EVER MADE FOR THE TI!

SUPER AMS CARD

TAKE YOUR TI TO THE NEXT LEVEL! This memory expansion card breaks the 32K barrier allowing for very large E/A programs or multiple XB programs using the included XB packer. The number of XB programs loadable at one time depends on the memory option ordered. Comes with modified assembler allowing use of all the new features and a multi-page manual on disk. IN THE NEXT COUPLE OF MONTHS YOU WILL BE SEEING NEW PROGRAMS JUST FOR THE AMS CARD FROM TEX-COMP.

There are two versions to choose from
128K version **\$85**
256K version (recommended) **\$100**
128K to 256K upgrade **\$25**
ADD \$5 EXTRA FOR SHIP / INSURANCE

TO RECEIVE TEX-COMP'S 1996 CATALOG SEND \$2.50 TO THE ADDRESS BELOW. Please REMEMBER TO INCLUDE YOUR MAILING ADDRESS WITH ORDER!

| | | | |
|--------------------|---------|-------------------|---------|
| 4/A FLYER | \$24.95 | MIDNIGHT MASON | \$24.95 |
| BARRAGE | \$29.95 | MINI WRITER | \$24.95 |
| BEYOND PARSEC | \$24.95 | MUNCHMAN II | \$24.95 |
| BEYOND WORD WRITER | \$39.95 | PARAPRINT | \$69.95 |
| BLACK HOLE | \$24.95 | TI PLANNER | \$24.95 |
| BOXER | \$24.95 | PROTYPER | \$24.95 |
| BREAKTHGH BREAKOUT | \$24.95 | QMAZE | \$29.95 |
| BURGER BUILDER | \$24.95 | RED BARON | \$39.95 |
| COMPUTER WAR | \$29.95 | SORGON II | \$29.95 |
| CONSOLE CALC | \$24.95 | SPACE PATROL | \$24.95 |
| D-STATION I | \$24.95 | SPOT SHOT | \$29.95 |
| D-STATION II | \$24.95 | SPY'S DEMISE | \$24.95 |
| DRAGON FLYER | \$29.95 | STARGAZER | \$39.95 |
| DESKTOP PUBLISHER | \$39.95 | STAR RUNNER | \$29.95 |
| ESCAPE | \$24.95 | STAR TRAP | \$24.95 |
| FACE CHASE | \$24.95 | STRIKE 3 | \$29.95 |
| GREAT WORD RACE | \$29.95 | TI TOAD | \$24.95 |
| JUMPY | \$29.95 | TI WORKSHOP | \$49.95 |
| JUNK MAN JR | \$29.95 | WORD WRITER | \$29.95 |
| MAGIC MEMORY | \$49.95 | WORD WRITER EXTRA | \$29.95 |
| MANCALA | \$29.95 | | |
| MICRO PINBALL | \$29.95 | | |
| MICRO TENNIS | \$29.95 | | |

DBT

DataBioTics



**SOLID STATE
CARTRIDGES**

Order **PC 99** for your *386 (or higher)* PC and watch it change into the user friendly Texas Instruments 99/4A Home Computer right before your eyes.

Every function of the original computer is reproduced in this superb chip by chip emulation of the original **TMS9900** processor, the **TMS9918A** video display processor, the **TMS9901** programmable system interface, the **TMS9902** asynchronous communication controller, the **TMS9919** sound chip, and the **WD-1771** floppy disk controller. Even the function of the **P-CODE** card has been emulated. Come in out of the dark! **STOP CLONING AROUND!** Just say **PC99 Please!**

THERE ARE TWO VERSIONS OF PC99 AVAILABLE:

PC99-- the full product. ONLY \$94
Includes *PC99.EXE, PC99A.EXE, & UTILITIES.*

PC99L--the light product. ONLY \$47
Includes *PC99L.EXE (LIGHT VER.), & UTILITIES.*

MAGIC MEMORY

MAGIC MEMORY belongs in every TI99/4A, give your TI the gift of power. Magic Memory brings many of the average users needs right into one handy cartridge. With features like disk manager functions that rival DM1000, and editor assembler loader functions. It also offers the advanced user easy access to many programs that are used regularly like memory manager, advanced sector editor, debugger, and an editor/assembler cartridge that does not need the editor or assembler files off the disk (a real time saver) all in one convenient cartridge. MAGIC MEMORY comes with a 58 page owners manual that will help you get started and explain all the features contained in the cartridge. **\$49.95**

TEX  COMP LTD.
 AMERICA'S NUMBER ONE TI COMPUTER RETAILER
425 E. ARROW HWY. #732
GLENDDORA, CA 91740



VISA & MASTER CARD ACCEPTED

ORDER BY PHONE
(800) 846-3474

ADD 5% SHIPPING {\$5.00 MINIMUM}
FOR ORDERS OUTSIDE USA ADD 10% FOR SHIPPING

ALL PRICES ARE FOR CASH/CHECK, ADD 4.5% FOR CREDIT CARD ORDERS

COMMENTS

Readers leaning toward bimonthly

I've been receiving comments from readers about their preferences regarding how many issues we will be publishing in the future. Seems like a majority of you prefer bimonthly with 48 pages, rather than nine times per year. I admit, nine times a year is a little difficult to put my finger on. Does that mean every six weeks or what? I don't know. As it has been pointed out to me, six issues of 48 pages equals 288 pages of MICROpendium per year. I think that's still a lot of pages.

We'll keep you posted. As of now, we're still monthly.

GENIE HAS NEW OWNER

GENie, the on-line service operated by General Electric, has been sold to a Queens, New York, company. Yovelle Renaissance Corp. purchased GENie effective Feb. 1. Coincidentally, perhaps, GENie has announced a new pricing policy and says it will be moving to the Internet over the next several months. GENie is home to one of the largest on-line collections of TI shareware.

The first thing the company did was raise prices. A minimal membership now costs \$18.95 per month, instead of \$9.95. You get more hours but for those who use it sparingly the extra charge isn't worth it. A number of the mainstay Tiers have announced that they are bailing out. I'm not sure if any other service has as extensive an on-line library of TI software as GENie. Losing this library could be quite a blow to the TI community.

CECURE PURCHASES RAVE99

Cecure Electronics has purchased Rave 99 Co. from John McDevitt. According to Beth Walden, president of Cecure,

Rave will become a division of Cecure. Cecure will be selling most of Rave's products, including new products that were in development.

Rave products that will be available include the MX01 Memory Enhancement System, Speech Synthesizer Adapter Card and PC Keyboard Interface.

IS TI-BAR ACCURATE?

Don Walden took exception to Charlie Good's suggestions last month that TI-Bar, the barcoding software reviewed in the January edition, does not print barcodes in the correct place on envelopes. Charlie tried the program and gave the resulting envelope to his local postmaster and the postmaster said it wasn't up to spec.

Don faxed us several pages from U.S. Postal Service Publication 25, "Designing Business Letter Mail." Not wanting to get in the middle of this, let it suffice that the examples he faxed us seem to be up to spec. The examples show barcodes both above and below the address. Thus, it would seem there is more than one way to do barcodes. That's as much expertise as I have in this matter. If you want to confirm the accurate placement of the barcodes on a mailing piece, contact your local postal automation readability specialist.

Don also reports that William F.S. Dowling, author of TI-Bar, is beta-testing an upgraded version that prints postal barcodes on labels. Tests indicate it can handle up to 2,000 names. It has other features, including the ability to print from one to 12 labels for a single person, with or without barcodes.

—JK

READER TO READER

Frank W. Aylstock, 4336 Eureka Ave., Yorba Linda, CA 92686-2343, writes:

We are looking for a copy of the UCSD VERSION 4.0 PASCAL for the IBM. Most of our existing TI programs will run on same.

Jim Uzzell has responded to Kurt Radowisch's inquiry in the December 1995 issue. He writes:

To begin to understand VALHEX (MY-BASIC command/statement) Kurt can read the following sections of the Editor/Assembler manual:

| SECTION | PAGE |
|---------|------|
| 3.5.1 | 50 |
| 17.1.1 | 281 |
| 23.21 | 390 |
| 23.22 | 391 |
| 24.1.3 | 396 |
| 24.1.4 | 397 |

George S. Tory, 970 Tulip Ave., Victoria, BC, Canada V8Z 2P7, writes:

I'd like to know more about the Amateur Radio module for the TI (Hamssoft module). Are any of these ever available second hand?

Marine sailboat instruments use a system of serial transmission called NMEA0183, or a proprietary system such as "Seatak." This is a serial transmission at 4800 baud and includes various sentences giving boats' position, speed, depth, wind speed and velocity, heading, etc. There should be some way that this info could be fed into a computer's serial port and with a suitable program, display it on a monitor. Has anyone tried this or does anyone know enough about the system to verify feasibility?

Reader to Reader is a column to put TI and Geneve users in touch with other users. Address questions to Reader to Reader, c/o MICROpendium, P.O. Box 1343, Round Rock, TX 78680. We encourage those who answer the questions to forward us a copy of the reply to share with readers.

RAVE 99

With RAVE, the Future is now!

P.O. BOX 2
MUSKEGO, WI 53150-0002

ORDERS ONLY 800-959-9640

DIVISION OF
GENEVE
ELECTRONICS INC.

TECHNICAL 414-679-9918
FAX 414-679-3736

MX01 MEMORY ENHANCEMENT SYSTEM

ORIGINAL PRICE \$ 218.95
ON SALE FOR \$ 75.00

CONFIGURATIONS - Three MODELS available

- MODEL MX01/64 - Includes
- 8K Bytes memory at 6000 - 7FFF
- 8K Bytes Non-DSR Memory
- 8K Bytes System DSR Memory
- 8K Bytes User DSR Memory
- 32K Bytes MAIN Memory

Only Very Low-Power Memories Used
Advanced Memory Backup Design
Expansion sockets to increase memory to 544k.
RUNS Keyboard MACRO program & Super Cartridge Programs

ORIGINAL PRICE \$ 309.95
ON SALE FOR \$ 125.00

MODEL MX01/288 - Includes
All of the features of the MODEL MX01/64 with additional memory included to have 256K Bytes of MAIN memory. RUNS Keyboard MACRO program, RAMDISK Software (1-DSSD, 1/2-SSSD), Modified version of MYARC XBII, and Super Cartridge Programs.

ORIGINAL PRICE \$ 399.95
ON SALE FOR \$ 175.00

MODEL MX01/544 - Includes
All of the features of the MODEL MX01/64 with additional memory included to have 512K Bytes of MAIN memory. RUNS Keyboard MACRO program, RAMDISK Software (1-DSSD, 1/3-SSSD), Modified version of MYARC XBII, and Super Cartridge Programs.

Special "memory mapping" of addresses 4000 - 7FFF allows an extra 16K BYTES of memory for assembly programs which allows program up to 48K in length without any user memory mapping required.

TWO (2) 8K Bytes "backed-up" DSR's are provided. One is reserved for the system software, the other for the user.

NON-DSR Space - The memory at address space 4000 - 5FFF is used normally to map in a Peripheral Device Service Routine. When a device's DSR is not mapped in, this memory space goes unused. Now 8K Bytes are mapped in when no other DSR is active.

SOFTWARE COMPATIBILITY - All software originally programmed to run on the TI 32K memory expansion card are compatible.

Memory Management software is supplied which controls the memory bank switching, Cartridge space access, and loading of programs into the DSR memories. System "CALL's" from (X)BASIC allow the selection of the 32K memory bank to map into the computer as well as enabling/disabling the "CARTRIDGE" memory space (6000 - 7FFF).

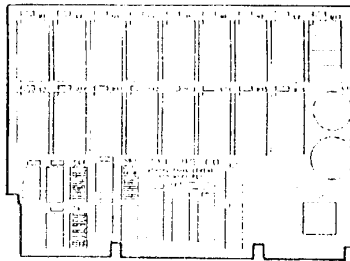
The NEW Memory Enhancement Card allows memory expansion for the TI-99/4A up to 544K bytes of backed-up memory. Up to FOUR (4) memory cards may be installed in the PEB which allows access to over 2 MEGABYTES of "BACKED-UP" memory. The Memory Enhancement Card replaces your existing 32K memory so that no additional PE Box card slots are required.

MX01 MEMORY ENHANCEMENT SYSTEM

Memory Back-up is provided in two methods. 1). The card is designed to backup the memory for about 5 days without the use of batteries or external power source. Each time the system is turned on, the Card "RE-CHARGES" itself automatically. 2). To extend the back-up time beyond 5 days, an optional LITHIUM battery may be installed which provides back-up for months to years.

HARDWARE REQUIREMENTS - TI-99/4A with PE BOX, E/A and Extended BASIC Modules. Note! the TI-32K memory expansion card must be removed from the PE Box. This memory is located on the Memory Enhancement Card.

HARDWARE COMPATIBILITY - Works with the following PE Box Cards: TI RS232 Card, TI Disk Controller Card, MYARC Floppy Disk Controller Card, Corcomp Disk Controller, Horizon RamDisk, and RAVE 99 Speech Adapter Card. Other cards MAY work but have not been tested.



MX01 MEMORY ENHANCEMENT CARD

ADVANCED programs, SOLD separately, which take advantage of the additional memory include:

- RAVE 99 RAVE_OS
- RAVE 99 Keyboard MACRO Loader
- RAVE 99 RAMDISK Software
- RAVE 99 PRINT Spooler (to be released)
- RAVE 99 MODIFIED version of MYARC's Extended BASIC, runs without a cartridge.
- RYTE DATA's COMMAND DOS
- R.A. Green's MACRO Assembler
- DataBiotics Software Support Loader



No Surcharge on Credit Cards



Speech Synthesizer Adapter Card

ORIGINAL PRICE \$ 40.00
ON SALE FOR \$ 29.95



Features:

- o Compatible with the TI-99/4A and 9640 GENEVE Computer.
- o Software compatible with TI-Speech Synthesizer.
- o High quality construction.
- o 90 Day Warranty

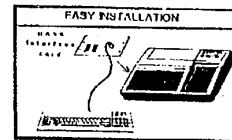
IBM Style Keyboard Interface Card 99XT

ORIGINAL PRICE \$ 140.95
ON SALE FOR \$ 39.95

PC Keyboard Interface

Our Model 99XT Interface Card installs in the 99/4A console in place of the old keyboard. Only a screw driver is the only tool needed for installation. Comes with clear step by step instructions. NO Soldering required.

The Model 99XT Interface Card allows use of any IBM PC/XT compatible keyboards with your 99/4A. The Interface Card supports all 83 standard PC/XT key codes. Keyboards that "Auto" select between an XT and AT compatible computers will not work. A switch selectable X/AT keyboard is compatible.



Key Assignments

Function Keys

The Model 99XT Interface Card provides single key press operation for the TI 2-key press combination "FCTN-0" through "FCTN-9".

Cursor Keys

The Model 99XT provides single key press operation for the TI 2-key press combination "FCTN-F", "FCTN-S", "FCTN-D", and "FCTN-X"

Page Keys

The Model 99XT provides single key press operations for the following TI 2 key press combination:

- PAGE - UP (FCTN-6), Page-Down (FCTN-4)
- Home (CTRL-L)

PRICES GOOD UNTIL APRIL 30, 1996 OR UNTIL EXISTING STOCK IS DEPLETED

ORDERS ONLY 800-959-9640

TECHNICAL 414-679-9918

FAX 414-679-3736

FEEDBACK

It keeps going ...

I was looking through my MICROpendiums for an article on Picasso, which I did not locate.

I did find another piece, far more interesting, though.

It appeared in your November 1988 issue of MICROpendium, page 10 — Feedback.

This is the question asked by Leo F. Letourneau of Mountain Home, Arkansas:

“There are so many rumors that the TI99 interest is waning, that sometimes I feel like I’m driving a Model “A” and should be in a new Buick. Is there anything to these rumors?”

I’m wondering, in 1996, if possibly Mr. Letourneau may have run out of gas, while the TI99/4A “is still going” — like the Eveready rabbit?

Edward Mandich
West Penn 99ers

East McKeesport, Pennsylvania

Presenter praises Fest-West hosts

I am writing to express my sincere gratitude to the Southwest 99ers of Tucson, Arizona, particularly BJ and Jack Mathis, Tom Wills, Mike Doane and Ed McCullough, for putting on one of the most enjoyable TI99/4A festivals I’ve ever attended. I’m sure you’ll see an article on it in MICROpendium from Gary Cox of the Mid-South 99ers, whom I had the great pleasure of finally meeting. But let me just holler out to the whole world for a moment how happy I was that I was able to attend the marvelous meeting.

I got to see and sit down to dinner with best friend in the world Steve Mehr and my friend Rodger Merritt, who are both partners in Comprodine. I saw Gene Bohot and Ed Butcher from the Pomona, California, User Group again, both of whom treated me fabulously. I saw long-time acquaintance Frank Aylstock from Yorba Linda, California, who runs the Silverado Kennels out there, and so many other wonderful folks too numerous to mention.

I also met many new friends who attended my (way too short) hour-long sem-

inar on “What Are They Doing Now?” trivia, where we discussed Lou Phillips, Craig Miller, Chris Bobbitt, Steve Lamberti and others who are no loner 99/4A community supporters. It sure was fun. I then gave a demo of my Card File 3.1 program and subsequently sold several copies to users, which is always nice.

The Ramada Inn facilities were superb (I brought wife, daughter and daughter’s boyfriend along), so the location couldn’t have been better.

Berry Harmsen from the Netherlands walked away with virtually every door prize offered, but I can’t think of a more deserving 99er anyway. He is probably the most prolific “Fest” attender I’ve ever had the good fortune to meet.

Anyway — thanks, SouthWest 99ers, for making my Feb. 17, 1996, and the days just before and after something *really* special. You folks are truly awesome.

Bill Gaskill

Grand Junction, Colorado

Long live TI!

I was very happy to see the “Greetings from MICROpendium” card. I knew I’d have another year of wonderful articles and insightful suggestions and updates for our orphans.

Rumor had it — you know, it just wouldn’t be the same if not for all the rumors in the TI community. We’re like a bunch of old busybodies sitting on the porch passing gossip around the neighborhood. Anyway, rumor had it that the declining readership of MICROpendium would make December 1995 the last issue. And when I couldn’t find that issue, I thought my worst nightmares had come true. Thanks for hanging in there.

I’m in Vero Beach, Florida, taking care of my ailing mother. I thought I would be here a month tops and it’s been two and likely two to three more. It’s been a nerve-racking, sleep-losing, physically draining experience. But I always had my TI and a link to the outside world via the ‘net. These helped keep me entertained and grounded in the truly important things in life. One of those important “things” has been and continues to be some of the friendships I’ve made while being a Tler.

I know this is true for many people the community. It is a community in the most rewarding sense of the word. It is a relationship that even the power of the Pentium can’t replace. We’ve done more with less. Listen to me! I’ve reaped the benefits with very little effort or input. I’m the beneficiary of countless hours of detailed, often frustrating work by people who may not even recognize my name. I thank them for that and ask them to excuse my laziness. I thank you for keeping me informed and introducing me to some very special artisans in this cyber-world. As we approach the millennium, new ways of communicating and living are yet to be discovered. But I think the kids on the patio will still amaze themselves with Logo II in the GROM port of a very old and dependable TMS9900 series chip that may not destroy the forces of evil at blinding speeds, but allow them to “make something on TV”! That’s what it’s all about, really, don’t you think?

Gary Fitzgerald
Milford, Connecticut

Give authors reprints

Thank you for reprinting a few of my articles which appeared in *Bits, Bytes & Pixels*. You might suggest to newsletter editors in a future editorial that it would be appreciated if a copy of the newsletter in which a reprinted article appears be sent to the author. This would not be necessary if the author was a member of the user group issuing the newsletter. In addition to letting the author know the distribution of his work, this practice could be beneficial to the user group. I have recently joined two user groups after picking up a copy of their newsletters at the M.U.N.C.H. (Massachusetts Users of the Ninety-nine Computer and Hobbyists) fair last September.

Jacques GrosLouis
Bathurst, New Brunswick, Canada
(Newsletter editors reprinting GrosLouis’ articles can send them to him at 1747 Riverbank Dr., Bathurst, NB Canada E2A 4L1 — Ed.)

Send your letters and comments to
MICROpendium Feedback, P.O. Box
1343, Round Rock, TX 78680.

COMPETITION 800-471-1600 COMPUTER

(Nationwide & Canada ORDERS ONLY)

350 MARCELLA WAY MILLBRAE, CALIFORNIA 94030
 STILL NO EXTRA CHARGE FOR CREDIT CARD ORDERS
 NO "HANDLING" CHARGES
 NON-PROFIT SHIPPING CHARGES, YOU ONLY PAY WHAT WE PAY
 WE ACCEPT PERSONAL CHECKS 4 BUSINESS DAYS FOR CLEARANCE!
 MONEY ORDERS
 MASTERCARD AND VISA

BUY - SELL - TRADE

The obsession of the Civil Corps
Wrestle in...

TI-Pei

This classic game of solitaire with graphics, sound and 20 levels of play. Since then it has fascinated players all over the world. TI-Pei is an excellent introduction to the TI-99/4A. It's easy to learn and play, and it's a great way to test out your new computer. The object is to move the tiles from a pile two by two to empty slots on the table. To be successful, you must have a removal routine outside the edge of the stack, however. While simple in concept, TI-Pei is a challenging and addictive game that will keep you coming back for more.

This version adds all the things you'd expect to find in a modern solitaire game. TI-Pei will find all the tiles for you, and you can create your own custom designed stacks, and even allow the computer to play for you. It's a true test of your skills, and it's available on 5 1/4" and 8" disks. TI-99/4A or Myric Console 9640

By the folks, TI Perquester, who also developed the excellent BASIC on the Editor's Essential module, includes both version and TI-99/4A.


EX118 \$14.95
Disk



Strategy Corner

Daily Trivia

Tournament Solitaire




As game to several more...
 Tournament Solitaire is a computer version of the classic card game. It features a fast-paced, challenging game that will keep you coming back for more. The game is available on 5 1/4" and 8" disks. TI-99/4A or Myric Console 9640

EX119 \$14.95
Disk

High Gravity


This truly amazing...
 High Gravity is a fast-paced, challenging game that will keep you coming back for more. The game is available on 5 1/4" and 8" disks. TI-99/4A or Myric Console 9640

EX120 \$5.95
Disk



Water Works

This game combines fast action with...
 Water Works is a fast-paced, challenging game that will keep you coming back for more. The game is available on 5 1/4" and 8" disks. TI-99/4A or Myric Console 9640



Classic Checkers


Playing this popular board game...
 Classic Checkers is a classic board game that will keep you coming back for more. The game is available on 5 1/4" and 8" disks. TI-99/4A or Myric Console 9640

EX121 \$12.95
Disk

Starbase Raiders

Action packed...
 Starbase Raiders is an action-packed game that will keep you coming back for more. The game is available on 5 1/4" and 8" disks. TI-99/4A or Myric Console 9640

EX122 \$12.95
Disk



Rock Runner


Are all time favorites...
 Rock Runner is a fast-paced, challenging game that will keep you coming back for more. The game is available on 5 1/4" and 8" disks. TI-99/4A or Myric Console 9640



Tris

An extremely addictive mind buster...
 Tris is an addictive mind buster game that will keep you coming back for more. The game is available on 5 1/4" and 8" disks. TI-99/4A or Myric Console 9640

EX123 \$12.95
Disk



Karate Challenge


Rock 'n' tee, piano...
 Karate Challenge is a fast-paced, challenging game that will keep you coming back for more. The game is available on 5 1/4" and 8" disks. TI-99/4A or Myric Console 9640



Mission Desruel

For those that have taken over...
 Mission Desruel is a fast-paced, challenging game that will keep you coming back for more. The game is available on 5 1/4" and 8" disks. TI-99/4A or Myric Console 9640

EX124 \$7.95
Disk



Colors


It's a strategy game based on...
 Colors is a strategy game based on the classic game of Connect Four. It's a fast-paced, challenging game that will keep you coming back for more. The game is available on 5 1/4" and 8" disks. TI-99/4A or Myric Console 9640



Balloon Wars

It's your turn to launch a...
 Balloon Wars is a fast-paced, challenging game that will keep you coming back for more. The game is available on 5 1/4" and 8" disks. TI-99/4A or Myric Console 9640

EX125 \$4.95
Disk



Arcade Action

It's your turn to launch a...
 Arcade Action is a fast-paced, challenging game that will keep you coming back for more. The game is available on 5 1/4" and 8" disks. TI-99/4A or Myric Console 9640



Column Attack

Stop the maniacal...
 Column Attack is a fast-paced, challenging game that will keep you coming back for more. The game is available on 5 1/4" and 8" disks. TI-99/4A or Myric Console 9640


EX126 \$7.95
Disk



The Volcano Fortress

Five great games for the...
 The Volcano Fortress is a collection of five great games for the TI-99/4A. It's a fast-paced, challenging game that will keep you coming back for more. The game is available on 5 1/4" and 8" disks. TI-99/4A or Myric Console 9640

EX127 \$7.95
Disk



T.O.D. Editor

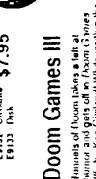
This remarkable software...
 T.O.D. Editor is a remarkable software tool that will keep you coming back for more. The game is available on 5 1/4" and 8" disks. TI-99/4A or Myric Console 9640

EX128 \$12.95
Disk

Doom Games I

The package that started a...
 Doom Games I is a package that started a new era in gaming. It's a fast-paced, challenging game that will keep you coming back for more. The game is available on 5 1/4" and 8" disks. TI-99/4A or Myric Console 9640

EX129 \$7.95
Disk



Doom Games II

Volume two of the...
 Doom Games II is the second volume of the Doom Games series. It's a fast-paced, challenging game that will keep you coming back for more. The game is available on 5 1/4" and 8" disks. TI-99/4A or Myric Console 9640

EX130 \$7.95
Disk

Doom Games III

Volume three of the...
 Doom Games III is the third volume of the Doom Games series. It's a fast-paced, challenging game that will keep you coming back for more. The game is available on 5 1/4" and 8" disks. TI-99/4A or Myric Console 9640

EX131 \$7.95
Disk

Doom Games IV

Volume four of the...
 Doom Games IV is the fourth volume of the Doom Games series. It's a fast-paced, challenging game that will keep you coming back for more. The game is available on 5 1/4" and 8" disks. TI-99/4A or Myric Console 9640

EX132 \$7.95
Disk

Doom Games V

Volume five of the...
 Doom Games V is the fifth volume of the Doom Games series. It's a fast-paced, challenging game that will keep you coming back for more. The game is available on 5 1/4" and 8" disks. TI-99/4A or Myric Console 9640

EX133 \$7.95
Disk

Graphics Adventures

For a limited time only, get both Legends and Legends II together for only \$29.95!

Together both of these games are an adventure you can't miss. Highly rated by all reviewers, the legends series is a 99/4A-9640 classic.

Order Item E9147

Legends in Endland

This amazing graphic adventure has been the most successful of all. It's a fast-paced, challenging game that will keep you coming back for more. The game is available on 5 1/4" and 8" disks. TI-99/4A or Myric Console 9640

EX134 \$14.95
Disk



Legends II: The Sequel

This amazing graphic adventure...
 Legends II: The Sequel is the second volume of the Legends series. It's a fast-paced, challenging game that will keep you coming back for more. The game is available on 5 1/4" and 8" disks. TI-99/4A or Myric Console 9640

EX135 \$14.95
Disk



Text Adventures

An introductory adventure...
 Text Adventures is an introductory adventure game that will keep you coming back for more. The game is available on 5 1/4" and 8" disks. TI-99/4A or Myric Console 9640

EX136 \$5.95
Disk



Wizard's Brew

An excellent introductory game for the adventure module...
 Wizard's Brew is an excellent introductory game for the adventure module. It's a fast-paced, challenging game that will keep you coming back for more. The game is available on 5 1/4" and 8" disks. TI-99/4A or Myric Console 9640

EX137 \$9.95
Disk



Castle Darkholm

A Gothic masterpiece!
 Castle Darkholm is a Gothic masterpiece. It's a fast-paced, challenging game that will keep you coming back for more. The game is available on 5 1/4" and 8" disks. TI-99/4A or Myric Console 9640

EX138 \$9.95
Disk



TI-99/4A™ CD ROM

IMAGINE 650 MEGABYTES OF SOFTWARE WRITTEN FOR THE TI99/4A AND 9640 ON ONE CDROM THAT IS WHAT YOU WILL HAVE AT THE END OF YOUR SUBSCRIPTION TO THE TI99/4A CDROM. FOR THE PRICE OF 30 30 PUBLIC DOMAIN DISKS YOU WILL RECEIVE 1900 DISKS INITIALLY AND MANY MORE IN PERIODIC UPDATES UNTIL YOU WILL HAVE 650 MEGABYTES OF TI SOFTWARE. THAT'S A LOT OF SOFTWARE FOR YOUR COST OF ONLY \$100. SEND YOUR ORDER FORM WITH A CHECK OR MONEY ORDER PAYABLE TO MILLBRAE CD ROM, 350 MARCELLA WAY, MILLBRAE, CA 94030. VOICE (415) 697-1108 FAX (415) 697-7406

YOUR NAME _____
 ADDRESS _____

CDROM PLAYER AND PLATFORM INFORMATION
 MY CDROM PLAYER IS MADE BY _____ MODEL # _____
 I HAVE IT CONNECTED TO: IBM COMPATIBLE _____ MAC _____ HORIZON SCSI _____
 IF YOU CHECKED HORIZON SCSI IT IS CONNECTED TO: TI99/4A _____ 9640 _____
 I USE THE FOLLOWING OPERATING SYSTEM WITH MY CDROM PLAYER: WINDOWS _____ DOS _____ VERSION _____ (3 1/2 FOR WINDOWS FOR EXAMPLE)
 SYSTEM 7.X _____ MY ARC DOS (MDOS) _____ VERSION _____ TI99/4A _____
 PLEASE INCLUDE YOUR CDROM PLAYERS SPEC SHEET WITH YOUR ORDER

Fest West '96

New software, CD-ROM make debuts at event

Story and Photos
By GARY W. COX

The "Best Fest in the West" is what the TI Fest West has been called in years past. Certainly Fest West '96 was still the best in the west, although vendor and user attendance was not what it used to be... The weather for the Fest West '96 could not have been better, with temperatures in the middle 70s and clear skies. The hotel was nice, with the entrance to the fair room opening to an outside garden area with plenty of space, all of which made for a pleasant atmosphere.

Many well-known faces in the TI community were present at the TI Fest West '96! One such person whom I have not seen in a while was Ken Gilliland of Notung Software. Ken had a new easy to understand and use solitaire game cloned from the Windows solitaire game. The game can be an add-on to the TI Casino or used as a standalone program. Ken also had his usual assortment of software, including a book called *How to Use Printer's Apprentice and Not Go Insane*. Ken also demonstrated his Internet Web page containing many of Ken's paintings as well as a listing of what he offers for the TI99/4A. The Internet address of Ken's page is:
<http://ourworld.compuserve.com/homepages/notung/>

Rodger Merritt and Steve Mehr were present from Comproline Software with a wide assortment of their software at reduced prices! The well-known programs that they were selling included Hyperterminal, Maxflix, Grampacker and Reminders, to name just a few of a long list of software.

A new vendor to the TI community as well as new for Fest West was Red Baron Software, operated by Richard and Shawn Baron. All of the software presented by Red Baron Software is completely new and very reasonably priced. Red Baron software selections include Our Solar System (\$10) which displays pictures and statistics on various


planets. Also available on disk or in printed version was Teach Yourself Assembly (\$5) which is an excellent tutorial on TI assembly language. This tutorial compares Extended BASIC commands with their assembly language equivalents; thus someone who can program in XB should be able to more easily understand assembly. Furthermore, a disk of prewritten assembly language routines (\$5) was available to aid in writing assembly language programs without having to reinvent the wheel. Also available is a new Tetris game (\$3) plus an enhanced version (\$2 more) which includes cheat codes for those who can't win the conventional way. Finally for only \$1 was a program to view TI-Artist pictures.

Larry and Carey Hoffman of Tex-Comp Ltd were present at the event and, while they did not have a large variety of items for sale, they were passing out a very impressive and extensive catalog of products that Tex-Comp sells. Furthermore, Tex-Comp has a working prototype of a memory expansion daughter board for the Super AMS (Asgard Memory Systems) card which will allow for 1mb of memory in a TI99/4A system. According to Larry Hoffman, interest in the daughter board will dictate whether the card will be mass produced.

Kyle Crichton and Jay Norlund of Competition Computer had on display their new TI CD-ROM which currently contains 120mb of pub-

lic domain and shareware programs obtained from various sources including user group libraries. A subscription to the CD will include updates as more software is added. However, the TI CD ROM can not currently be used on the TI since the DSR (device service routine) to control a CD-ROM on the TI is not complete on the SCSI (small computer systems interface) card. Thus the CD must be used on a PC system and accessed via a TI Emulator or transferred over to a TI or Geneve via a "null modem cable" and communications software. Kyle mentioned that he is in the process of acquiring some materials marketed by Asgard Software and is looking into reproducing the TI manuals on the CD-ROM.

Don O'Neil of Western Horizon Technologies was present selling SCSI cards which now work with the 4A to save and load programs from a SCSI drive. Don also had upgraded EPROMs for their AT keyboard interface which fixes a problem that exists when the 4A goes into screen save mode and will not come back from it. By the way WHT also performs repairs on
(See Page 9)



The Western Horizon Technologies keyboard interface for the TI. The interface, which is shown in a TI console without its cover, connects a PC keyboard to the TI console.

FEST-WEST —

(Continued from Page 8)

most 99/4A and Geneve equipment.

The Southwest Ninety-Niners were not only the host of the TI Fest West '96 but are the producers of the Super AMS card which was available for purchase at the fair. The SW 99ers also had a variety of software and other items for sale, plus the Jim Peterson library was available for anyone to copy on a self-service basis. Among those of the SW 99ers present were BJ Mathis, Jack Mathis, Tom Wills, Mike Doane, Richard Baron and Jeane Matthews just to name a few.

Dave Connery of the Chicago TI Users Group had one of the largest assortments of software and equipment at TI Fest West. Gene Bohot and Ed Butcher of the Pomona Valley 99ers had a nearly equal amount of equipment, including some hard-to-find items such as a GRAM Kracker, Myarc Expansion System and a



This Geneve system combined 5.25 and 3.5-inch floppy drives as well as hard drives.

CorComp Expansion System. Earl Raguse of the Orange County Users Group was present selling out their stock of equipment. Jack and Myrna Workman and Hazel Knight represented the Vast 99 Users Group with a variety of Page Pro pictures which can be printed on paper and cut out and folded to make dolls, airplanes etc. Other user groups with miscellaneous items include the Southern California Computer Group (SCCG) and the TI North County 99ers.

While representatives were present from various user groups across the country, Berry Harmsen from Holland certainly traveled the greatest distance not to

mention he won several items.

Last, but not least, I finally met in person Bill Gaskill, who sells a variety of products including Card File v3.1, Check Plus v3.0, Mailing List Manager v1.2 and Microdex 99. However, Bill is most well-known for his many TI history articles published in MICROpendium and various newsletters around the country. In the seminar that Bill Gaskill put on we had a discussion of where people famous in the TI community are now and just generally what is going on in the TI community. Through the discussion I discovered that Ram-charged Computers have purchased all of Textaments products and Steve Lambert of Textaments is now working in Oklahoma with Barry Boone at Creative Labs Inc. (makers of the Sound Blaster). Chris Bobbitt (Asgard Software) is now working for the National League of Cities as a PC troubleshooter. I discovered that Dennis Faherty, who wrote TI-Artist (as well as TI-BASE), made around \$30,000 on TI-Artist but did not do very well on TI-BASE.

Craig Miller of Miller Graphics (GRAM Kracker) is still writing programs, but for other systems, and is now living in Diamond Bar, California. Roger Dooley of Tenex is now in the PC business. Lou Phillips is now a vice president with




The main exhibit room at Fest West was a busy place.

Chase Manhattan Bank in New York. I wonder if they use Geneves in their bank? I suggested to Bill Gaskill that he write an article on "where they are now" telling where the former TI community front runners are now, so perhaps we will see something more on this issue sometime soon.

I definitely had a great time at TI Fest West '96. I commend Tom Wills, BJ Mathis and many others in the South West 99ers who worked hard to make this event possible. I must say that the event was very well organized and a *free* lunch was even provided for all the fair goers!

Finally I had the opportunity at TI Fest West '96 to talk some with Bill Gaskill and find out a little about him. Bill is definitely a TI99/4A historian, as is evident by (See Page 10)



Kyle Crichton of Competition Computer gives a demo at Fest West.

FEST-WEST —

(Continued from Page 9)

the articles that he writes, and I was curious as to how he got started and where he obtains all his information on the TI. Thus, I discovered that Bill Gaskill is 46 years

TI99/4A started when he was in college and used a TI99/4A. After the class he purchased a Commodore 64 and the quality of the C64s was so bad that the first and second C64 didn't even work out of the box.



Bill Gaskill, left, well-known chronicler of the TI, went home with plenty of TI paraphernalia. One of the Fest West organizers, Tom Wills, keeps busy.

old, is married and has a daughter (17) and a son (19). Bill's "real job" is a lieutenant for the police department in Grand Junction, Colorado.

Bill said that his "romance" with the

Then in January 1984 TI bailed out of the home computer market, JC Penney had a TI99/4A for only \$49.95 which he purchased. In 1985 Bill had his first ad in MICROpendium where he sold copies of Personal Auditor, also listed in Tenex's catalog.

Then he started joining various TI users groups across the country, joining around 10 groups. In researching the history of the TI99/4A he obtained a great

deal of information from Jerry Price, former vice president of Tex-Comp, as well as Steve Mehr of Comprodine Software. It seems that in obtaining all this information he wrote a great many letters and made

many phone calls. Bill says that his basement is one-third full of just TI99/4A stuff. Bill said that his "very inquisitive nature" is how he has obtained so much information.

I asked Bill why he is still involved with the TI99/4A and his answer was "it's the people who keep me involved" and "the reason we come to the fests and fairs is to see the people and to sell back to them what we bought the year before." I asked Bill if he will ever give up the TI99/4A and he said, "As long as there is another 99er involved I will be," and I think that holds true for many of us dedicated TI99ers.

I would like to end by saying that I too stick with the TI99/4A, not only because it was my first computer and it is certainly a classic, but it is the people in the TI community that keep it together and make it fun. Please support the vendors, the people, the user groups, the fairs and keep our community alive. Most of all support MICROpendium magazine, which continues to support us, as without it we would have no TI community!

Remember, other TI fairs coming up are the Multi Users Group Conference in Cleveland, Ohio, May 25 and the Chicago TI Faire Nov. 9 in Evanston, Illinois.

TI Fest West '96 vendor listing

Bill Gaskill, 2310 Cypress Court, Grand Junction, CO 81506, (970) 242-8842

Chicago TI Users Group, attn: Dave Connery, P.O. Box 7009, Evanston, IL 60204

Competition Computer Products, 350 Marcella Way, Millbrae, CA 94030, 1-800-471-1600, (415) 697-1108, fax (415) 697-7406

Comprodine Software, 1949 Evergreen Ave., Fullerton, CA 92635 (714) 990-4577 (variety of software)

Notung Software, 7647 McGroarty St., Tujunga, CA 91042, (818) 951-2718 (now carrying MS software), email: 102277.3452@compuserve.com

Orange County 99 User Group, 17161 Edwards, Huntington Beach, CA 92647 (714) 847-5875, attn: Earl Raguse

Pomona Valley 99ers, c/o Gene Bohot, 11824 Butterfield Ave., Chino, CA 91710, (909) 628-6886

Red Baron Software, 8427 E. Cambria, Tucson, AZ 85738,

(520) 885-4812

Southern California Computer Group (SCCG), P.O. Box 152535, San Diego, CA 92195, (619) 264-6515, BBS (619) 263-9135

SouthWest 99ers, P.O. Box 17831, Tucson, AZ 85731, attn: Tom Wills, (520) 886-2460, BBS (520) 290-6277

Tex-Comp Ltd., 425 East Arrow Highway, Suite 732, Glendora, CA 91740-5684 Phone: 1-800-846-3474, (818) 339-8924 or fax (818) 858-2785 (recently purchased TM Direct Marketing stock), email: texcomp9@idl.liberty.com

TI North County 99ers, 16560 Casero Rd., San Diego, CA 92128

Vast 99 Users Group, P.O. Box 37725, Phoenix, AZ 85069, (602) 437-3187, BBS (602) 267-1419

Western Horizon Technologies, c/o Don O'Neil, 3297 Woody Lane, San Jose, CA 95132, (408) 934-0352, fax (408) 934-9682.

THE ART OF ASSEMBLY — PART 57

We interrupt this program...

By **BRUCE HARRISON**
©1996 B. Harrison

We get letters from readers, and even phone calls now and then. This time Terry Blovas called to ask about the use of User Interrupts. His goal was to read the Cor-Comp real time clock during a User Interrupt and to place the time on-screen while other programs were running in the "foreground." The reading of the clock would have to be done by a DSRLNK operation, and he was concerned about whether the DSRLNK could be made to operate during a User Interrupt.

IT'S ANOTHER YES, BUT!

The answer is yes, you can operate a DSRLNK operation during a User Interrupt, but there are some unexpected side effects from such an operation. After sending off some quick help to Mr. Blovas, we started doing some experimenting with the combination of DSRLNK and User Interrupt. To give you an appreciation for the strange interaction, we'll start this month's column with a simpler case, in which things behave as we expect them to.

The first part of this month's sidebar is a little experiment that uses the User Interrupt to write to VDP RAM. This is just a "non-sense" program called ATEX. It slowly fills the screen with the "@" symbol by writing one per 1/60th second via a User Interrupt. When that's finished, it swaps the bytes in R1, and starts again at the top of the screen, so that space characters get written in a similar fashion, slowly clearing the screen. Just to show it can be done, the interrupt then puts the legend "FINISHED A CYCLE" in the middle of the screen, and starts over again with the @ symbol.

While all this is happening during the interrupts, the main program is just cycling endlessly through the "Key loop" at label KEYIN. So long as no key is pressed, this will continue all day. If a key is pressed, the main program will exit its loop, clear the word at >83C4, load the GPL workspace, and then go back to the GPL interpreter. This all works as planned, so the key loop does sense a keypress, and the interrupt goes about its business because the loop includes LIM1 2 and LIM1 0. Mr. Blovas was under the impression that you couldn't write to VDP during an interrupt, so we sent along a copy of ATEX to show him that this could indeed be done, both by VSBW and VMBW. (You can also read from VDP by VSBR and VMBR during an interrupt.) To add some excitement, you can comment out the instruction CLR @>83C4 just after JNE KEYIN. When that's assembled and run, pressing a key will get you out of the program to Editor/Assembler's PRESS ENTER TO CONTINUE, but the interrupt will continue doing its thing, even after you've pressed ENTER, obliterating the E/A main menu in due course.

BUT WITH DSRLNK, ...

In the second part of the sidebar is another program, and this one uses DSRLNK during the interrupt. Mr. Blovas was under the impression that DSRLNK was itself an interrupt. We assured him that the TI DSRLNK is not itself an interrupt, and that it should be able to operate during one. Here we've set it up so that on the first

pass through the interrupt cycle, the interrupt opens the program's source file for input, then on each successive cycle it reads a record from that file. To save ourselves trouble, we placed the VDP Buffer for this file access at the start of row 12 in the screen. This way we get to see the records as they come in from the disk without having to put them on-screen ourselves.

We immediately ran into some difficulty. First, the DSRLNK uses parts of the CPU RAM Pad to do its work, and this tended to mess up the operation of the main program. Thus we put in loops at the beginning and end of the interrupt's code to stash away the 256 bytes starting at >8300, then to put those back before leaving the interrupt code. That allowed things to proceed, and sure enough the source file's contents get shown on-screen, one record each 1/60th of a second. There was just one hitch. While this file was open, pressing a key had no effect at all. Only after the file was closed and the interrupt disabled would our main program's BLWP @KSCAN have any effect. The program behaves as if KSCAN were a couple of NOP instructions as long as the Interrupt cycle has a file opened! We know that the main program is still executing, but KSCAN just doesn't work! To reassure ourselves, we wrote a different version of this program, in which the DSRLNK happens in the main program, not during an interrupt, and in that case KSCAN continues to function as usual while the file is open.

Now, before the letters come in, we'll admit that we don't know why this is so. We've nosed around in KSCAN with a disassembler, and haven't found any clues as to how KSCAN could "know" that an interrupt had a file opened, nor how that would affect KSCAN's operation. There probably is a reason for this behavior, but TI isn't saying, and we haven't figured out either the why or the how. If any of our readers knows, we'd be very happy to hear about it.

IT GETS WORSE

Up to this point, we're talking about the DSRLNK vector that's built into the E/A module, operating from low memory under E/A Option 3. In anticipation of the need to operate outside the E/A environment, we tried using the Warren/Miller general-purpose GPL/DSR link vectors. This created yet another problem. The Warren/Miller DSRLNK uses its GPLLNK to perform the file operations, and that introduces another complication, in that the GPLLNK branches to >0060 in the console ROM. When the code starting at >0060 runs, there's a LIM1 2 and LIM1 0 at >0070 through >0077. This will cause a reentry into our user interrupt, which of course we can't handle. Thus, in the case of the Warren/Miller DSRLNK, we have to insert an instruction into our interrupt code itself to shut off the user interrupt before proceeding to the DSRLNK part. That's shown as a commented out line just after JNE PUTPAD in the sidebar. Doing it this way means that after the interrupt code is finished for one cycle, the loop at GETPAD will put back the previous state of >83C4, thus reactivating

(See Page 12)

THE ART OF ASSEMBLY —

(Continued from Page 11)

the user interrupt for the next cycle.

This is getting pretty muddy, isn't it? Well let's just go on with what happens when the end of file is reached. The code at label CLSF1 executes, first closing the open file, then clearing the "file open" flag, and then there's that mysterious instruction CLR @SAVPAD+>C4. What's that? By clearing the word at SAVPAD+>C4, we allow the code starting at CHEX to put back the RAM Pad contents as before, but when this is done, the word at >83C4 will be cleared, so our user interrupt will no longer be in effect.

OTHER THINGS TO TRY

There are some nifty little experiments you can do with the stuff in the sidebar. For example, when the file end is reached in running DSREX, pressing the space bar, or any other key but Enter, will cause the file to be reopened and shown again. If you're really curious, try pressing Function-= (Quit) while the file records are flashing by. The file access will stop while you're holding down Function=, then start up from where it left off when you release either of those keys. If you're quick about it, you can stop and start the file reading several times before the end is reached. Something, however, will "remember" that you pressed Function=, so when the file ends, you'll go back to the startup title screen or RAMdisk menu, depending how you're configured. We could even make a "game" of this, seeing who can stop the file the most times before it ends. Perhaps our friend Mickey Cendrowski? But seriously, folks, here's yet another mystery in the inner workings of our favorite

When the file end is reached in running DSREX, pressing the space bar, or any other key but Enter, will cause the file to be reopened and shown again.

computer, and we haven't a clue what's going on here.

Our advice to Mr. Blovas was to make sure that he closes that file from which his time information comes before the RTW ends his interrupt. If he heeds that advice then he'll most likely be able to achieve his goal, at least while his own programs are running. Of course he'll still have some other problems to overcome. For example if the clock function is to work on background while other programs are running he'll have to find a "safe" place for his interrupt code, so that the programs he loads won't overwrite his interrupt code. This could turn out to be a "killer," since people who write programs for the TI usually don't anticipate having to leave room for other

things in the expansion memory.

Since we write these things so far in advance, we've sent Mr. Blovas a copy of all this long before it appears here in your MICROpendium. Perhaps by the time you see this, he'll have his background clock display working, at least on his own system. We don't have any real-time clock on our own systems, so we can't even test his code for him.

Once again we've demonstrated how far we'll go to help any of our readers. You, too, can take advantage of our nature by sending any plea for help, either through Reader to Reader or direct to your author. We'll even promise to spell your name correctly! We're available at: Bruce Harrison, 5705 40th Place, Hyattsville, MD 20781; phone (301)277-3467.

SIDEBAR 57

** SIDEBAR 57

* PLAYING WITH INTERRUPTS

*

*

* ATEX

* STORED AS ATEX/S

* EXPERIMENT WITH INTERRUPTS

* PUBLIC DOMAIN

* CODE BY: Bruce Harrison

*

REF VSEW, VMBW, KSCAN REF UTILITIES

DEF START DEFINE ENTRY POINT

*

* FIRST SECTION OF CODE JUST SETS THINGS UP

*

START LWPI WS LOAD OUR WORKSPACE

MOV @INTLOC, @>83C4 ACTIVATE INTERRUPT

LI R1, >2040 SPACE IN LEFT BYTE, @ IN RIGHT BYTE

*

* CODE AT SWAP1 GETS REPEATED AFTER SCREEN FINISHED

*

```
SWAP1 SWPB R1          SWAP SO WE START WITH @ IN LEFT BYTE R1
      CLR R0          SCREEN ORIGIN
      LI R2, 768      768 TO GO
```

*

* MAIN PROGRAM CODE HERE JUST WAITS FOR A KEYPRESS,

* BUT KEEPS ALLOWING INTERRUPTS SO THE USER INTERRUPT

* WILL GET SERVICED

*

```
KEYIN BLWP @KSCAN      SCAN KEYBOARD
      LIM1 2          INTERRUPTS ON
      LIM1 0          INTERRUPTS OFF
      MOV R2, R2      IS R2 ZERO?
      JEQ SWAP1      IF SO, BACK TO SWAP1
      CB @>837C, @ANYKEY KEY PRESSED?
      JNE KEYIN      IF NOT, REPEAT
      CLR @>83C4      ELSE CLEAR USER INTERRUPT
      LWPI >83E0      LOAD GPL WORKSPACE
      B @>6A         BACK TO GPL INTERPRETER
```

*

* HERE'S THE INTERRUPT CODE

(See Page 13)

THE ART OF ASSEMBLY —

(Continued from Page 12)

```

USRINT BLWP @CHVECT      USE CHVECT TO WRITE A CHARACTER
INTEX RT                THEN RETURN TO INTERRUPT SERVICE ROUTINE

```

```

*
* THE VECTOR CHVECT DOES THE SCREEN WRITING
* IT USES THE MAIN CODE'S WORKSPACE
*

```

```

CHVECT DATA WS,CHG1      USES OUR OWN WORKSPACE, CODE AT CHG1
CHG1  BLWP @VSBW          WRITE LEFT BYTE R1 TO SPOT POINTED BY R0
      INC R0              POINT AT NEXT SPOT
      DEC R2              DECREMENT COUNT IN R2
      JNE CHEX            NOT FINISHED
      CB R1,@ANYKEY       DOING SPACES?
      JNE CHEX            IF NOT, JUMP
      MOV R1,R3           STASH R1 FOR NOW
      LI R0,11*32+5      ROW 12,COL 5
      LI R1,FINMSG        FINISHED
      LI R2,17            17 CHARACTERS
      BLWP @VMBW          WRITE THAT
      CLR R2              THEN CLEAR REG 2
      MOV R3,R1           GET OLD R1 BACK
CHEX  RTWP               RETURN WITH WORKSPACE POINTER
WS    BSS 32             OUR WORKSPACE
INTLOC DATA USRINT      INTERRUPT'S ADDRESS
FINMSG TEXT 'FINISHED A CYCLE'
ANYKEY BYTE >20         HEX 20 FOR COMPARISON
      END

```

PART TWO

```

* THE DSR LINK PROBLEM
*
* DSREX
* STORED AS DSREX/S
* EXPERIMENT WITH INTERRUPTS
* PUBLIC DOMAIN
* CODE BY: Bruce Harrison
*

```

```

      REF DSRLNK,VSBW,VSBR,VMBW,KSCAN
      DEF START          DEFINE ENTRY POINT
PAB   EQU >1000         PAB LOCATION IN VDP RAM
BUF   EQU 11*32        BUFFER AT ROW 12, COL 1
PABPNT EQU >8356       NAME LENGTH POINTER
STATUS EQU >837C       GPL STATUS BYTE
*
* FIRST SECTION OF CODE JUST SETS THINGS UP
*
START LWPI WS          LOAD OUR WORKSPACE
SETUI MOV @INTLOC,@>83C4 SET USER INTERRUPT
*
* MAIN PROGRAM CODE HERE JUST WAITS FOR A KEYPRESS,
* BUT KEEPS ALLOWING INTERRUPTS SO THE USER INTERRUPT
* WILL GET SERVICED
*
LIM   LIM1 2           INTERRUPTS ON
      LIM1 0           INTERRUPTS OFF
KEYIN BLWP @KSCAN      SCAN KEYBOARD
      CB @ANYKEY,@STATUS KEY STRUCK?
      JNE LIM          IF NOT, BACK TO LIM
      CB @>8375,@ENTERV "ENTER" PRESSED?

```

```

      JEQ STPIT        IF SO, STOP
      JMP SETUI        ELSE RE-SET USER INTERRUPT
STPIT CLR @>83C4       CLEAR USER INTERRUPT
      LWPI >83E0       LOAD GPL WORKSPACE
      B @>6A          BACK TO GPL INTERPRETER

```

```

*
* HERE'S THE INTERRUPT CODE
*

```

```

USRINT BLWP @DSVTECT    USE DSVTECT TO OPEN OR READ THE FILE
INTEX RT                THEN RETURN TO INTERRUPT SERVICE ROUTINE
*
*
DSVTECT DATA WS,DSRACT USES OUR WORKSPACE, CODE AT DSRACT
DSRACT LI R9,>8300      POINT AT RAM PAD
      LI R10,SAVPAD     AND PLACE TO SAVE IT
      LI R4,256         256 BYTES TO MOVE
PUTPAD MOVB *R9+,*R10+ MOVE A BYTE
      DEC R4            DECREMENT COUNT
      JNE PUTPAD       RPT IF NOT ZERO
*
      CLR @>83C4       KILL THE USRINT FOR NOW
      MOV @F1FLG,R0    IS FILE OPEN?
      JNE REDREC       IF YES, JUMP
FNOK  LI R0,PAB        POINT AT PAB
      LI R1,PABDT      AND PAB DATA
      MOV @8(R1),R2     GET NAME LENGTH
      AI R2,10          ADD 10
      BLWP @VMBW        WRITE PAB
      AI R0,9           ADD NINE
      MOV R0,@PABPNT   PUT AT POINTER
      BLWP @DSRLNK     USE DSR LINKAGE
      DATA 8          FOR FILE ACCESS
F1OK  INC @F1FLG       INDICATE FILE OPEN
REDREC LI R0,PAB       POINT AT PAB
      MOV @READF,R1    READ OPCODE
      BLWP @VSBW       WRITE THAT
      AI R0,9          ADD NINE
      MOV R0,@PABPNT   PUT AT POINTER
      BLWP @DSRLNK     USE DSR LINK
      DATA 8          DATA FOR FILE
      JNE CLBU         IF NO ERROR, JUMP
      LI R0,PAB+1     POINT AT PAB PLUS 1
      BLWP @VSBR       READ THE BYTE
      SRL R1,13        SHIFT RIGHT
      CI R1,5          *END OF FILE* ERROR?
      JEQ CLSF1        IF SO, JUMP
      CLR @SAVPAD+>C4 ELSE CLEAR USER INT
      JMP CHEX         THEN JUMP
CLSF1 LI R0,PAB        POINT AT PAB
      MOV @CLSF,R1     CLOSE OPCODE
      BLWP @VSBW       WRITE THAT
      AI R0,9          ADD NINE
      MOV R0,@PABPNT   TO POINTER
      BLWP @DSRLNK     USE DSR LINK
      DATA 8          CLOSE FILE
      CLR @F1FLG       CLEAR "OPEN" FLAG
      CLR @SAVPAD+>C4 CLEAR USER INTERRUPT
      JMP CHEX         THEN TO EXIT
CLBU  LI R0,PAB+5     LENGTH OF RECORD
      BLWP @VSBR       READ THAT

```

(See Page 14)

THE ART OF ASSEMBLY —

(Continued from Page 13)

```

SRL R1,8      RT. JUST.
JEQ CHEX      IF ZERO, JUMP
LI R2,80      MAX LENGTH
S R1,R2       SUBTRACT ACTUAL
LI R0,BUF     POINT AT BUFFER
A R1,R0       ADD ACTUAL
MOV @ANYKEY,R1 SPACE IN R1
CLRBUF BLWP @VSBW WRITE A SPACE
INC R0        MOVE ONE SPOT
DEC R2        DEC COUNT
JNE CLRBUF   RPT. IF NOT ZERO
CHEX LI R9,SAVPAD POINT AT SAVED RAMPAD
LI R10,>8300  AND AT RAMPAD
LI R4,256    256 BYTES

```

```

GETPAD MOV @R9+,*R10+ MOVE ONE
DEC R4        DEC COUNT
JNE GETPAD   RPT. IF NOT ZERO
RTWP         RETURN WITH WORKSPACE POINTER
WS BSS 32     OUR WORKSPACE
SAVPAD BSS 256 SPACE TO SAVE RAMPAD
INTLOC DATA USRINT INTERRUPT'S ADDRESS
F1FLG DATA 0 *FILE OPEN* FLAG
PABDT DATA >0014,BUF,>5000,>0000,>000C
TEXT 'DSK1.DSREX/S'
ENTERV BYTE 13 ENTER KEY VALUE
READF BYTE 2   READ OPCODE
CLSF BYTE 1    CLOSE OPCODE
ANYKEY BYTE >20 HEX 20 FOR COMPARISON
END

```

The 1980s Home Computer Era — Part 10

More on the TI99/4A

By **BILL GASKILL**
© c1995 by Bill Gaskill

JUNE 1983: TI releases the beige console with its new operating system designed to defeat cartridges that bypass the use of TI's patented GROM. The console is now made of plastic in an effort to get the price of the Home Computer as low as possible.

— Under the stewardship of Jerry Junkins, the TI99/4A becomes a loss leader when its price is reduced to \$99 in order to match the VIC-20. It is now selling for \$25-30 less than it costs to make it.

— TI releases its now famous "Notice" to plug-in cartridge makers warning them of possible patent infringements if they try to make cartridges for the 99/4A without going through TI's licensing program.

— In a series of meetings after the Consumer Electronics Show, in which TI purposely failed to display the Computer 99/8, plans to introduce it are shelved indefinitely, but the decision is not made public.

— Yet another sales promotion surfaces when TI begins offering a free Speech Synthesizer to anyone who purchases six Solid State Software Command Modules or an Entertainment Value Pack and three modules, or two Software Libraries between June 1, 1983, and January 1, 1984.

— Microsurgeon, Super Demon Attack, Moonmine and Sneggit are announced by Texas Instruments.

— Former TI employee Michael Brouthers, founder of Funware, announces that his firm will produce Ant Colony, Astrobilitz, Cave Creatures, Crisis Mountain, Driving Demon, Pipes, St. Nick and Trashman for the 99/4A and guarantees that all will run on the new operating system despite TI's efforts to lock out unlicensed third party developers.

— Milton Bradley announces that the MBX Voice Recognition System, originally planned for release in April, will be available some time during the fourth quarter of 1983.

—Jim Peterson's first Tips from Tigercub Software is published.

— Romox announces the impending release of their Hen Pecked, Typo and Whiz Kid cartridges.

— TI announces a third quarter release for Mini Writer, a word processor on cassette that runs out of the Mini-Memory cartridge and Entrapment, a Mini-Memory-based game program.

JULY 1983: Texas Instruments releases an internal report listing software sales ranking for the second quarter 1983 which shows that Texas Instruments has three of the top eight games, the No. 1 seller in home productivity programs (No. 12), the No. 1 seller in the computer programming category (No. 13) and the No. 1 seller in the educational area (No. 16).

1. Pac-Man
2. Parsec
3. Galaxian
4. Centipede
5. Star Raiders
6. Munchman
7. Frogger
8. TI Invaders
9. Missile Command
10. Defender
11. Cosmic Cruncher
12. Household Budget Management
13. Teach Yourself BASIC
14. A-Maze-Ing
15. Garf
16. Early Learning Fun
17. Jupiter Landing
18. Hunt the Wumpus
19. Personal Record Keeping
20. Car Wars

(See Page 15)

THE HOME COMPUTER ERA —

(Continued from Page 14)

— Control Data Corporation announces its Plato Courseware Development 2 program, or PCD2. PCD2 allows third-party courseware developers to submit programs for evaluation and possible acceptance into the Plato Courseware line. Ken Modesitt of the TI Computer Based Learning Center in Lubbock is named as the PCD2 contact for Texas Instruments.

— Anteater is released by Romox Software Publishing.

— Texas Instruments announces a \$119 million loss on the Home Computer during the second quarter 1983 alone.

— Scott, Foresman and Company releases the Mathematics Action Games programs as individual cartridges for \$39.95.

AUGUST 1983: TI's audits and surveys of retail sales data indicate the following video game and home computer sales breakdown for 1983.

| | Video Games | Home Computers |
|----------|-------------|----------------|
| January | 72% | 28% |
| February | 70 | 30 |
| March | 62 | 38 |
| April | 53 | 47 |
| May | 57 | 43 |
| June | 53 | 47 |
| July | 51 | 49 |

— TI signs an agreement with Spinnaker Software that allows TI to produce Facemaker and Story Machine for the 99/4A. They also reach a similar agreement with Sega that allows TI to produce Duck Rogers, Congo Bongo and Star Trek for the Home Computer.

— Ralph Fowler goes on-line with the first TIBBS in Kennewick, Georgia and the Chicago TI Users Group goes on line with their first BBS. Both systems are the first electronic bulletin board systems ever created for a TI99/4A system.

SEPTEMBER 1983: *Consumer Reports* publishes a non-complimentary review of the 99/4A system, stating the pricing of the peripherals is too high and the system cannot do much without the peripherals.

— Atari Chief Executive Officer Raymond Kassar is fired as Atari continues to lose money on their home computer line. While Atari was the darling of investors in 1981, all gains in stock price since then have been lost. James J. Morgan is named as Kassar's replacement.

— Coleco's Adam Home Computer receives Federal Communications Commission approval and is announced to the world as being ready to ship.

— On September 20, 1983 Texas Instruments announces its fourth quarter 1983 Home Computer Network TV schedule to retail dealers. The line-up includes over 160 airings of two commercials; "Reaching" and "Sixth Grade Math," both 30-second spots prepared for TI by McCann-Erickson's Houston, Texas, office.

— TI delivers a Product Status Sheet to retailers that is designed to provide the latest information on 99/4A software development. The sheet lists the following products:

| Title | PH# | APP | DEALE \$ | AVAIL |
|----------|------|-----|----------|----------|
| Baseball | 3148 | ENT | 33.75 | 11/14/83 |
| Bigfoot | 3151 | ENT | 27.00 | 11/14/83 |

| | | | | |
|--------------------------|------------|-----|-------|----------|
| Burgertime | 3233 | ENT | 26.00 | 11/14/83 |
| Computer Math Games III | 3085 | ED | 26.00 | 10/03/83 |
| Computer Math Games IV | 3086 | ED | 26.00 | 10/24/83 |
| Congo Bongo | 3227 | ENT | 26.00 | 12/05/83 |
| Crossfire | 3207 | ENT | 26.00 | 11/14/83 |
| Demon Attack | 3219 | ENT | 26.00 | 11/14/83 |
| Early Logo Learning Fun | 3144 | ED | 26.00 | 10/10/83 |
| Face Maker | 3177 | ED | 26.00 | 10/03/83 |
| Fathom | 3222 | ENT | 26.00 | 11/21/83 |
| Honey Hunt | 3156 | ED | 27.00 | 11/14/83 |
| Hopper | 3229 | ENT | 26.00 | 09/26/83 |
| I'm Hiding | 3155 | ED | 27.00 | 11/14/83 |
| Jawbreaker | 3194 | ENT | 26.00 | 09/26/83 |
| Key To Spanish | 3126 | ED | 97.50 | 10/17/83 |
| Logo II | 3109 | ED | 57.20 | 09/26/83 |
| M*A*S*H | 3158 | ENT | 26.00 | 09/26/83 |
| Microsurgeon | 3220 | ENT | 26.00 | 10/03/83 |
| Moonmine | 3131 | ENT | 26.00 | 09/26/83 |
| Moonsweeper | 3224 | ENT | 26.00 | 11/21/83 |
| Munchmobile | 3146 | ENT | 26.00 | 11/14/83 |
| Plato | 3122 | ED | 32.50 | 09/26/83 |
| Sewermania | 3150 | ENT | 27.00 | 11/14/83 |
| Slymoids | 3197 | ENT | 26.00 | 10/03/83 |
| Sneggit | 3145 | ENT | 26.00 | 09/26/83 |
| Sound Track Trolley | 3157 | ED | 27.00 | 11/14/83 |
| Space Bandits | 3149 | ENT | 27.00 | 11/14/83 |
| Star Trek | 3225 | ENT | 26.00 | 11/12/83 |
| Superfly | 3153 | ENT | 27.00 | 11/14/83 |
| Teach Yourself BASIC | PHT 6007ED | | 19.50 | 09/26/83 |
| Terry Turtle's Adventure | 3154 | ED | 27.00 | 11/14/83 |
| TI Mini-Writer | PHT 6103HU | | 13.00 | 10/17/83 |
| Treasure Island | 3168 | ENT | 26.00 | 11/18/83 |
| Wingwar | 3223 | ENT | 26.00 | 12/08/83 |
| Word Invasion | 3169 | ED | 26.00 | 11/21/83 |
| Word Radar | 3185 | ED | 26.00 | 11/14/83 |

OCTOBER 1983: TI extends the \$50 rebate program and includes the cassette version of Teach Yourself BASIC with the purchase.

— Navarone releases the Grombuster cartridge designed to defeat the new operating system in the beige consoles.

— Two top Atari executives, John Cavalier and Jeffrey Heimbeck, leave troubled Atari as the company's new chief executive officer James J. Morgan appears to be cleaning house.

— Battered by losses of \$223 million during the first nine months of 1983, on Oct. 28 TI publicly announces that it will bow out of the home computer business. It is a victim of its own self-destructive strategy to bolster sagging sales. In a series of price reductions and rebates over the last year, TI slashed the price of the computer in half, a move which cost the firm \$50 on every computer shipped, according to *Business Week*. By the end of September 1983, the Home Computer Division was more than \$500 million in the red.

— The \$50 rebate program is canceled Oct. 31, but TI decides to continue the free Speech Synthesizer (with purchase of six modules) offer until Jan. 31, 1984.

— Andrew Pollack writes a multipage article on the demise of the 99/4A in the Oct. 29, 1983 issue of the *New York Times*.

(See Page 16)

THE HOME COMPUTER ERA —

(Continued from Page 15)

NOVEMBER 1983: The last *99er Home Computer Magazine* is published.

— Don and Lucy Veith release the first issue of *The National Ninety Niner* newsletter out of Bakersfield, California.

— CorComp announces a 32K memory expansion card that is available immediately, and they announce the impending release of a DS/DD disk controller card, a Peripheral Expansion System with 32K memory, an RS232 interface, a disk drive power supply, a quad density disk controller, a hard disk connection and 3-4 expansion slots. CorComp also announces that it is developing a 128/256K RAM card.

DECEMBER 1983: *99er Home Computer Magazine* fails to appear with the December issue, supposedly because of a problem with advertisers after the TI announcement of Oct. 28.

JANUARY 1984: TI's Ron Wolfson releases figures of 2.5 million TI99/4A consoles sold with about 250,000 having expansion systems.

— Control Data Corporation places an ad in the January 1984 issue of *Byte* on page 151, but only mentions the 99/4A as having "selected" lessons available for it.

— \$1995 could buy you the SEEQUA Chameleon IBM compatible computer with your choice of a DOS and CP/M operating system. It included 128K RAM expandable to 256K, a 320K floppy disk drive, one serial and one parallel port, a 640x200 monochrome monitor, Perfect Writer, Perfect Calc and MBASIC.

FEBRUARY 1984: JC Penney department stores drop the 99/4A after trying to unload as many during the Christmas season as they could.

MARCH 1984: San Francisco-based Triton Products Company is chosen as the fulfillment house for remaining 99/4A hardware and software.

— Texas Instruments officially leaves the home computer market on March 28, 1984 when the last 99/4A is produced and the assembly lines are shut down forever.

Graphics compatibility

Keeping graphic programs straight

We're not sure who wrote the following article. However, readers may find it a useful compendium of many of the graphic programs available for the TI.—Ed.

This article has been prompted by a very odd chart of the various graphics programs for the TI which I came across in a newsletter — odd because it failed to tell you very much and was decidedly biased.

Each type of file is referred to by means of a short abbreviation, details of which are given in the first section below:

LIST OF FORMATS:

TI-ARTIST - Fonts (_F files, referred to later as TIAF); Pictures (_P and _C files, referred to as TIAP); Slides (_S files, TIAS); Instances (_I files, TIAI)

GRAPHX — Clip art, inc. fonts (GC); Pictures (GP)

CSGD — Pictures (/DT files, CP); Graphics (/GR files, CG); Fonts-usual (/CH files, CF) — care: see note at end!; Fonts-DocuPrinter (/DP files, CD); Labels (/LB files, CL); Letterheadings (/IL files, CH)

JOYPAINT — Pictures (JP); Compressed pictures (JC)

PICASSO — Pictures (PP); Fonts (PF); Icons (PI)

BITMAC — Pictures (BP)

DRAW N PLOT — Pictures (DP)

DRAW A BIT 1 — Pictures (DAB1)

DRAW A BIT 2 — Pictures (DAB2)

MAX RLE — Pictures: DV80 files or DF128 files (MP)

PAINT N PRINT (Module) — PNPP.

Max RLE and PICASSO are available from the disk library.

NOTE: CSGD uses two different sets of /CH files. The font editor creates one set of /CH files, which then have to be converted to another type of /CH file for use. The /CH files referred to here are always the converted files. The conversion program is on CSGD Volume 1.

MUTUALITY:

This section indicates the types of file each graphics program can use from the above list, *without* using an external conversion utility. The ability to both save and load can be assumed unless otherwise noted:

MAX/RLE — TIAP, GP, MP

TI-ARTIST — TIAP, TIAF, TIAS, TIAI, DAB1, DAB2, DP, GP

GRAPHX — GC, GP

CSGD 1 and 2 — CP, CF, CG

CSGD 3 — CF, CG, CH, CL and LOAD ONLY CD.

PICASSO — PP, PI, PF, TIAP; can

also LOAD a TI-Writer text file.

JOYPAINT — JP

JOYPAINT PAL 2 — JP, TIAP, JC, can also LOAD GP, DP

Where more than one type is listed in the above section, conversions are possible as part of the main program, which is usually much faster.

GRAPHICS UTILITIES

The following listing includes external (e.g., separately loaded) conversion routines on main graphics disks:

THE PRINTERS APPRENTICE — Uses its own picture and font formats, can also use TIAP.

TPA TOOLBOX — Uses TPA fonts and graphics, plus can convert into TPA format the following: TIAI, TIAF, TIAP, CF

PRINT WIZARD — Creates its own format from TIAI and TIAF.

FONT WRITER 2 — Uses, in various utilities, TIAF, TIAI, TIAP, CF, CG, GP; can convert: CG to TIAI, CP to TIAI, TIAI to CG and TIAI to CP.

PICASSO — Can convert an XB font to PF, or load a PF into an XB program. Convert BP to PP. Make use of CF and CC files.

(See Page 17)

GRAPHICS PROGRAMS —

(Continued from Page 16)

EXTENDED GRAPHICS PACKAGE — Requires Paint n Print module.

CSGD 1 — can convert an XB screen into CP.

ARTIST EXTRAS (Texaments) — Can convert: CF or CD to TIAF, CG to TIAI, and CP to TIAI. Allows SUPERSKETCH to be used as an input device for TI-Artist.

ARTCONVERT (Trio+) — Can convert TIAI and TIAF to TI-Writer graphics.

ARTIST ENLARGER (Asgard) — Works with TIAF and TIAI.

GRAPHICS EXPANDER AND BIG-TYPE (Genial) — Works with TIAF, TIAP, and TIAI.

GRAPHICS LISTER (Nameloc) — TIAI.

PICASSO UTILITIES (Asgard) — Ad description fails to indicate what this does.

DISPLAY MASTER (Inscebot) — TIAP.

CSGD CATALOGER (Texaments) — CG, CF, TIAF, TIAI.

GRAPHX SLIDE SHOW (Asgard) — GP.

DESIGNER LABELS (Texaments) — TIAI.

EXTENDED BUSINESS GRAPHS (Gt Lakes) — JP.

CHART MAKER II (QS99) — DP.

CALENDAR MAKER 99 (Asgard) — TIAI.

PICTURE IT (Merritt) — TIAI to Banner, XB, and TI-Writer.

GRAPHIC LABELLER (disk library) — CG.

JBM103 (disk library) — Enables graphics to be loaded/saved to/from Extended BASIC bit-mapped screens in TIAP format.

UTIL12 (disk library) — Has a utility to convert from TIAI to Extended BASIC program format — merge file, or listing to disk or printer.

UTIL 7 (disk library) — Has a utility to convert TIAI to TI-Writer graphics.

UTIL17 (disk library) — Has a utility to convert a segment (5x5 chars) of a GP to CG, and a utility to convert CG to TIAI and/or Extended BASIC merge file. (Called XBGC).

TASS (disk library) — TIAP, GP, DAB2. Slide show.

COMIC 1 (disk library) — A utility which enables you to create a machine code animation sequence from up to 100 TIA Pictures (TIAP). The animation speed is adjustable as the program runs, and can be very fast indeed.

MYARC UTILITIES (disk library) — TIAP and GP to load into Myarc XB program.

PICASSO and PICTURE IT are copyrighted. Other disk library programs are fairware. All other programs are copyright commercial programs.

The de facto standard has been set by TI

Artist — only graphics programs released before TI-Artist lack TIA capabilities, apart from CSGD, although external utilities have been created to remedy that!

As far as printers go, all these work with Epson FX series printers or any printer which follows Epson commands — the usual commands used are:

ESC * (8-pin bit image mode)

ESC K (480-dot 8-pin mode)

ESC L (960-dot 8-pin)

ESC Z (1,920-dot 8-pin)

ESC A n (line spacing in n/72 inch)

ESC l n (left margin setting)


A few programs allow Gemini printers to be used, but Gemini used two incompatible codings in their printers, and Gemini owners often report problems. A very few programs will support other printer codings.

The vast majority of the programs listed above remain available. Not a bad choice at all for an orphan computer, whose manufacturers left it with a VIDEO GRAPHS module which compares very badly with the above.

I have deliberately omitted a few simple programs such as Norton Graphics Package, and an input device, Supersketch — but note that Supersketch can be interfaced to TI-Artist. Any other omissions are due entirely to my ignorance of the products involved.

Want to talk to someone at
MICROpendium?

You'll need to call
between the hours of 9
a.m. and noon
Saturdays. If you call at
other times, you will
probably get an
answering machine.



But don't let that bother you. We
listen to the answering machine at
least once a day and
return calls as soon as
possible, usually that
day.

Call us at
512-255-1512

DATA-CAL

A calendar that helps you keep track of important dates

By LUCIE DORAIS

The following article and program were a part of Lucie's Fast Extended BASIC column that appeared in the newsletter of the Ottawa TI User Group.—Ed.

A longer program, to keep you busy. Yes, another calendar, but this is a DATA-CALendar, with space to enter your busy schedule.

You can Load a Datacal, or build a new one. The calendar is then shown on the screen, and you can enter your data, four lines of ten characters each. The calendar will get a little dot besides the dates that have data. You can then print the Datacal, save it, change your data or delete it. The calendar always remains on screen, so you know where you are.

Since this is a practical calendar, we do not need a "perpetual calendar" routine. This program will work from now to December 1999. I designed a new routine to build the calendar, based on the fact that 1988 started on a Sunday. To find the starting day of each month, we keep the total of days from January first in the DD() array: see the DATA in lines 130-140; don't worry about leap years, they are taken care of in the routine itself. The DATA in line 150 is for the menu items, MEN\$().

The screen displays a black on white calendar, instructions, etc., on a magenta background, consisting of a whole screen of character 130, a solid block. Char. 128 is the dot indicating data for a given date. Initializing is done in line 170. Since many routines needed a FOR X=1 TO 12, I included them all into one FOR-NEXT. L\$, a line of hyphens, will be used in printing the Datacal. EL\$ defines a line of 40 spaces. E\$ is the escape code for the printer, and ON\$/OF\$ defines the underlining codes. These are pretty standard. If your printer uses different codes, just change those variables accordingly. MO\$ is a complete calendar — please be careful with the spaces.

Lines 210-240 display the screen (empty calendar space and menu) and ask you if

Since this is a practical calendar, we do not need a "perpetual calendar" routine. This program will work from now to December 1999. I designed a new routine to build the calendar, based on the fact that 1988 started on a Sunday.

you want to load a previous Datacal. Either answer will lead you to line 460, where you are asked for the year and month. The default year, 1989, should be altered every new year (in line 460). If you answered "Y" to load, the program moves to line 600. To keep things simple, I decided that the program would create the file name, as "DC/MONxx", where MON stands for the first three letters of the month name, and xx for the last two digits of the year. That way, there's no need to remember the names of the files. If you need more than one Datacal for a given month and year, you will need to use different disks, or change the LOAD/SAVE routines.

If you did not load a Datacal, Tex will build a new calendar into the string CAL\$, starting in line 490. Since 1988 started on a Sunday, i.e. day 1, each following year must start on YR-88 or later. If the year is a leap year, the variable X will be set to "-1", i.e. "true," in the relational expression, to be used later. Then, if the year is later than 1992 or 1996, two leap years, we need to add one or two more days. Again, two relational expressions.

Now we need to make DAY, starting

day of our year, into the starting day of the chosen month: just add to it the number of days to the end of the previous month. If we are in a leap year and the month is after February, add that extra day. Then take this number of days, subtract the number of complete weeks (seven days) that have occurred since the beginning of the year, and we get the starting day for the month, a number from 1 to 7. The length L, total days in our given month, is simply the difference between the total days in the year for this month and the previous one. If leap year, our X was set to "-1" earlier, so we use it here to tell Tex that February has 29 days.

Finally, with L, we can take a segment of MO\$, and we quickly set the data for each day, in the array D\$(), to nothing. This is useful when we build a new Datacal. Then we add spaces before our calendar string and after (to make sure that a shorter month will totally erase the previous one on screen). The month and year are displayed at the upper right corner as M\$, and the sub in line 770 will display our calendar on screen. All this takes long to explain, but Tex does it in about one second.

Every routine returns to line 260, the main portion of the program. The sub ER erases the instruction field of the screen (with character 130) and ERDATA displays an empty "day:" white spaces for the day and for the four lines of data. The CALL KEY asks for a MENU letter. You can use uppercase or lowercase, Tex will convert them to uppercase (I know, I know... we could use a keyboard=3, but then there are too many ACCEPTS, we would have to come back to a keyboard=5.)

We check the CALL KEY with P, position of the first letter pressed. Please note the "*"s: they refer to the two empty lines in the menu (corresponding to the ".,," in the DATA line 150). I have grouped together the functions that affect one day (See Page 19)

DATAACAL —

(Continued from Page 18)

Enter, change, delete), the four that affect the whole month (view, print, load and save), and lastly new and quit. So you can enter an asterisk, but the corresponding line numbers in the ON-GOTO will bring you back to calling the key.

The first three routines start by asking you "Which Day?" you want. If you pressed the wrong key, just enter "0" to escape to the menu. The temporary string A\$ is emptied. If you want to delete, P=3, Tex immediately goes to line 380. If you want to enter, some instructions are printed: to enter repetitive data, just enter "P" on an empty line, and the previous data, kept in OAS\$, will be displayed. If you want to change, P=2, the data for this day is displayed by the subroutine in line 760.

The data for each day consists of four lines of 10 characters. Lines 340-390 accept the four lines, pads them to 10 characters with spaces, and ask if OK. If no, go back to accept. If yes, Tex first looks for empty data lines. If A\$ is empty or if it consists of 40 spaces (as when you erase previous data), the character X to be inserted into the CAL\$ string will be a space. Otherwise, it will insert a small dot, char. 128. The value of S in line 390 simply calculates the exact position of that dot or space into CAL\$. The modified CAL\$ is then displayed on screen.

V)iew simply shows the data for each day for which the D\$() content is not empty. Press the space bar to read through the whole month. If you quickly need to see only one day, use the "change" option in the menu, then accept the four lines as they are. When you want a N)ew month, Tex again takes you to line 460. This routine was described above.

S)ave and L)oad a month file both use SUB F, passing the month-and-year M\$ to build the filename, bringing back the complete filename to open the file. In SUB F, the default disk number is asked only once, so be careful to put all your Datacal for one session on the same disk. Before saving CAL\$, that contains both the calendar and the dot-flags, we strip from it spaces at the beginning and at the end, to keep the file smaller. A file size of 95 takes care of the months that have 31 days. Tex then saves L, the exact number of days in

the month, and DAY, the starting day, then the data D\$() for all the days. Since the data file size is Variable, the more data you have, the bigger the file. Don't worry — the biggest Datacal is seven sectors, so a SSSD disk can hold at least 48 Datacals, i.e. four full years!

L)oad a Datacal works the same way, but in reverse: read the file, then, after closing the file, go to line 540, where CAL\$ gets its beginning and end spaces. The calendar is then displayed on the screen. In line 600, I put an ON ERROR 780. Since the major error that could break the program is trying to Load a nonexistent file, I put it here, and the program will reset its Error line each time it passes through line 600. Warning: to make your debugging easier, don't type that statement until you are absolutely sure that your program is bug-free. Or enter it as ON ERROR STOP until then. Otherwise, the program will print FILE ERROR for any error. Worse, it will go to line 460 and continue to run. It just happened to me: it was a long time before I figured that I had a syntax error.

P)rint the file starts by asking you the printer name, just once. The file name must be stripped of the extra characters 130 if your file name is shorter than 14 characters (the ACCEPT routine takes all the 14 characters reserved by SIZE). Variable S is temporarily used for the starting position of CAL\$ to print. The printer is then opened as "VARIABLE 130," because the lines that will print the days, enclosed into a nice square and bolded, have more than 80 characters (the printable ones plus the escape, codes, etc.). E\$&&"@@@" simply resets the printer to normal, just in case.

Lines 641-645, and 735, allow you to enter four lines of notes to printout at the end of the calendar. You cannot save them with the Datacal though. However, it should be easy for you to modify the program if you want to save the comments.

Line 660 prints the month and year in expanded characters (ASCII=14) and centered, then the days of the week and a line of hyphens. The fun starts in line 680: each line to print has to be built into a temporary T\$ line. E\$+G tell the printer to go into double-printing mode for the line that

contains the day-numbers, then it takes the next seven days in CAL\$ (remember our S position variable) and frames them with the ON\$/OF\$ underlining codes. If a given day number has a "dot", i.e. the character immediately after it is 128, keep the corresponding data for that day into temporary array DL\$(n), where n=1 to 7 for each day of the week. If the day number in CAL\$ is followed by a space (no data), DL\$ becomes EL\$, 40 spaces (because printing an empty D\$() string would greatly disturb the printed Datacal).

Position S is then incremented by three, and Tex does the next Y day. When the week is complete, we print T\$, followed by ESC+H to disable double-printing. We have now printed the day number line, and kept the data into the DL\$ array; lines 710-720 then take the DL\$ strings to build and prints four lines, taking each time the relevant portion of DL\$(). I found that building each line in memory before printing it is much faster than printing each portion (followed by a ";") separately. Line 730 prints a nice line of hyphens. If the next portion of CAL\$ is not spaces, i.e. we still have days in the month, Tex goes back to line 680 to build and print the next week. If the month has all been printed, line 740 does a form feed before closing the printer.

DATAACAL

```

100 REM ** DATAACAL ** L.Dora
    is/Ottawa UG/Sept. 1989 !215
110 REM !154
120 DIM D$(31), MM$(12), DD(12)
    , MEN$(11), DL$(7), N$(4) !032
130 DATA JANUARY, 31, FEBRUARY
    , 59, MARCH, 90, APRIL, 120, MAY, 1
    51, JUNE, 181 !072
140 DATA JULY, 212, AUGUST, 243
    , SEPTEMBER, 273, OCTOBER, 304, N
    OVEMBER, 334, DECEMBER, 365 !22
    4
150 DATA E)nter, C)hnge, D)ele
    t, , V)iew, P)rint, L)oad, S)ave,
    , N)ew, Q)uit !143
160 CALL CHAR(128, "000000F0F
    0F0F0", 130, "FFFFFFFFFFFFFFF
    ") :: CALL COLOR(13, 14, 15) ::
    CALL CLEAR !244
170 CALL SCREEN(14) :: FOR X=
    (See Page 20)

```

DATA CAL —

(Continued from Page 19)

```

1 TO 12 :: CALL COLOR(X,2,15
):: CALL HCHAR(2*X-1,1,130,6
4):: READ MM$(X),DD(X):: NEX
T X !199
180 L$=" "&RPT$("-",77):: EL
$=RPT$(" ",40):: E$=CHR$(27)
:: ON$=E$&"-1" :: OF$=E$&"-0
" !176
190 MO$=" 1 2 3 4 5 6
7 8 9 10 11 12 13 14 15 16
17 18 19 20 21 22 23 24 25
26 27 28 29 30 31 " !062
200 GOTO 210 :: A$,CAL$,D,DA
Y,F$,K,L,LD$,M,M$,N,OA$,P,PR
$,S,T$,Y,YR :: CALL KEY :: !
@P- !240
210 DISPLAY AT(2,1):"SU MO T
U WE TH FR SA ";; FOR X=3 T
O 15 :: CALL HCHAR(X,3,32,21
):: NEXT X !022
220 FOR X=1 TO 11 :: READ ME
N$(X):: DISPLAY AT(X+3,23)SI
ZE(6):MEN$(X):: NEXT X !024
230 DISPLAY AT(20,4):"LOAD a
DATA CAL? N ";; CALL YN(20,
T$):: IF T$="Y" THEN P=7 !00
4
240 CALL HCHAR(20,6,130,18) :
: CALL ERDATA :: GOTO 460 !0
79
250 ! ** main ** !048
260 CALL ER :: CALL ERDATA :
: CALL D(20,"PRESS A KEY")!2
21
270 CALL KEY(0,K,S):: IF S=0
THEN 270 ELSE IF K>96 THEN
K=K-32 !145
280 P=POS("ECD*VPLS*NQ",CHR$(
K),1):: IF P=0 THEN 270 ELS
E CALL ER !044
290 ON P GOTO 300,300,300,27
0,410,630,450,560,270,460,75
0 !124
300 CALL D(18,MEN$(P)):: CAL
L D(20,"WHICH DAY? "):: CALL
D(22,"[ESC=0]")!032
310 ACCEPT AT(20,26)VALIDATE
(DIGIT)BEEP:D :: IF D>L THEN
310 ELSE IF D=0 THEN 260 !2
09
320 CALL HCHAR(22,17,130,7) :
: A$="" :: IF P=3 THEN 380 !
135
330 GOSUB 760 :: IF P=1 THEN
CALL D(20,"enter ""P"" for"
):: CALL D(21,"previous data
")!143
340 FOR X=1 TO 4 :: ACCEPT A
T(19+X,2)SIZE(-10):T$ :: IF
T$="P" OR T$="p" THEN A$,D$(
D)=OA$ :: GOSUB 760 :: GOTO
360 !015
350 A$=A$&T$&RPT$(" ",10-LEN
(T$)):: NEXT X !112
360 CALL D(23," OK? Y "):: C
ALL YN(23,T$):: IF T$="N" TH
EN A$="" :: GOTO 340 !194
370 IF A$=EL$ THEN A$="" !24
6
380 IF A$="" THEN X=32 ELSE
X=128 !096
390 S=(DAY+D)*3-3 :: CAL$=SE
G$(CAL$,1,S-1)&CHR$(X)&SEG$(
CAL$,S+1,220):: D$(D),OA$=A$
:: GOSUB 770 :: GOTO 260 !1
63
400 ! ** view ** !070
410 CALL D(20,"<SPACE BAR>")
:: CALL D(21,"to continue")!
086
420 FOR D=1 TO L :: IF D$(D)
="" THEN 440 ELSE GOSUB 760
!038
430 CALL KEY(0,K,S):: IF S=0
OR K<>32 THEN 430 !166
440 NEXT D :: GOTO 260 !176
450 CALL ER ! ** new ** !211
460 CALL D(18,MEN$(P)):: CAL
L D(20,"YEAR,1990"):: CALL
D(21,"[ESC=0] ")!130
470 ACCEPT AT(20,23)SIZE(-2)
BEEP:YR :: IF YR=0 THEN 260
!088
480 CALL D(21,"MNT[1-12]:
"):: ACCEPT AT(21,27)SIZE(-
2)BEEP:M :: M$=SEG$(MM$(M),1
,3)&" "&STR$(YR)!198
490 IF P=7 THEN 600 ELSE DAY
=YR-88 :: X=(INT(YR/4)=YR/4)
:: DAY=DAY-(YR>92)-(YR>96)!1
58
500 DAY=DAY+DD(M-1):: IF X A
ND M>2 THEN DAY=DAY+1 !063
510 DAY=DAY-INT(DAY/7)*7 ::
IF DAY=0 THEN DAY=7 !196
520 L=DD(M)-DD(M-1):: IF X A
ND M=2 THEN L=29 !026
530 CAL$=SEG$(MO$,1,L*3):: F
OR X=1 TO L :: D$(X)="" :: N
EXT X !225
540 CAL$=RPT$(" ",DAY-1)
AL$&EL$ :: DISPLAY AT(1,23) :
M$ :: GOSUB 770 :: GOTO 260
!192
550 ! ** save ** !058
560 CALL D(20,MEN$(8)):: CAL
L F(F$,M$):: OPEN #1:F$,OUTP
UT,INTERNAL,VARIABLE 95 !248
570 PRINT #1:SEG$(CAL$,3*DAY
-2,3*L):: PRINT #1:L,DAY !24
3
580 FOR X=1 TO L :: PRINT #1
:D$(X):: NEXT X :: CLOSE #1
:: GOTO 260 !239
590 ! ** load ** !043
600 ON ERROR 780 :: CALL F(F
$,M$):: OPEN #1:F$,INPUT,IN
TERNAL,VARIABLE 95 !067
610 INPUT #1:CAL$ :: INPUT #
1:L,DAY :: FOR X=1 TO L :: I
NPUT #1:D$(X):: NEXT X :: CL
OSE #1 :: GOTO 540 !079
620 ! ** print ** !184
630 CALL D(18,MEN$(6)):: S=1
:: IF PR$<>" " THEN 650 !017
640 CALL D(20,"PIO"):: ACC
T AT(20,15)SIZE(-14)BEEP:A$
:: PR$=SEG$(A$,1,POS(A$,CHR$(
130),1)-1)!004
641 N=0 :: CALL D(22,"ADD NO
TES? N"):: ACCEPT AT(22,26)S
IZE(-1):A$ :: IF A$="N" THEN
650 ELSE N=1 !000
642 DISPLAY AT(18,2):"NOTES"
;:: A$=RPT$(" ",28):: DISPLA
Y AT(20,1):A$:A$:A$:A$ !034
643 FOR X=1 TO 4 :: ACCEPT A
T(19+X,1)SIZE(-28):N$(X):: N
EXT X !113
644 CALL D(18," OK? Y"):: CA
LL YN(18,T$):: IF T$="N" THE
N 643 !231
645 FOR X=18 TO 23 :: CALL H
CHAR(X,3,130,28):: NEXT X ::
CALL D(18,MEN$(6))!211
650 OPEN #1:PR$,VARIABLE 130
:: PRINT #1:E$&"@" !009
660 A$=MM$(M)&" 19"&STR$(YR)
:: PRINT #1:TAB(40-LEN(A$));
CHR$(14)&A$ !095
670 PRINT #1:"" SUNDAY
MONDAY TUESDAY WED
NESDAY THURSDAY FRIDAY
(See Page 21)

```

DATAACAL —

(Continued from Page 20)

```

SATURDAY":L$ !092
680 T$=E$&"G|"::FOR Y=1 TO 7::A$=SEG$(CAL$,S,2)::T$=T$&ON$&A$&OF$&"|"!1253
690 IF SEG$(CAL$,S+2,1)=CHR$(128)THEN K=VAL(A$)::DL$(Y)=D$(K)ELSE DL$(Y)=EL$ !064
700 S=S+3::NEXT Y::PRINT #1:T$&E$&"H" !189
710 FOR X=1 TO 4::T$="|"::FOR Y=1 TO 7::T$=T$&SEG$(DL$(Y),10*X-9,10)&"|"!117
720 NEXT Y::PRINT #1:T$::NEXT X !161
730 PRINT #1:L$::IF SEG$(CAL$,S,2)<>" "THEN 680 !086
735 IF N THEN PRINT #1:"":N

```

```

OTES:"":N$(1):N$(2):N$(3):N$(4)::N=0 !023
740 PRINT #1:CHR$(12)::CLOSE #1::GOTO 260 !167
750 END !139
760 DISPLAY AT(18,2)SIZE(-3):D::FOR X=1 TO 4::DISPLAY AT(19+X,2)SIZE(-10):SEG$(D$(D),10*X-9,10)::NEXT X::RETURN !164
770 FOR X=1 TO 6::DISPLAY AT(2*X+2,1)SIZE(-21):SEG$(CAL$,21*X-20,21)::NEXT X::RETURN !196
780 CALL D(23,"FILE ERROR!!")::GOTO 460 !184
790 !@P+ !062
800 SUB D(R,A$)::DISPLAY AT(R,15):A$::SUBEND !051

```

```

810 SUB F(F$,M$)::IF DSK$<>" "THEN 830 !183
820 CALL D(23,">DISK 1")::ACCEPT AT(23,21)VALIDATE("123456")SIZE(-1)BEEP:DSK$ !041
830 F$="DSK"&DSK$&".DC/"&SEG$(M$,1,3)&SEG$(M$,5,2)::CALL D(23,F$)::SUBEND !159840
SUB YN(R,A$)::ACCEPT AT(R,20)VALIDATE("YNyn")SIZE(-1)BEEP:A$::A=ASC(A$)::A$=CHR$(A+32*(A>95))::SUBEND !088
850 SUB ER::FOR X=18 TO 23::CALL HCHAR(X,17,130,14)::NEXT X::SUBEND !195
860 SUB ERDATA::CALL HCHAR(18,4,32,4)::FOR X=20 TO 23::CALL HCHAR(X,4,32,10)::NEXT X::SUBEND !165

```

Transferring Multiplan files between a TI/Geneve and PCs

By DICK OHI

This article originally appeared in the newsletter of the West Penn 99ers.—Ed.

You will need the program PC-Transfer and PC-Transfer Utilities by Mike Dodd. PC-Transfer requires a CorComp or Myarc disk controller and two double-sided disk drives.

The following was tested using a TI and a Gateway 2000 PC running Quattro Pro SE. These procedures should work with any PC spreadsheet that will import files in the symbolic link format.

Begin by running Multiplan on your TI. Load the file you wish to transfer to the PC.

1. Press (T)ransfer, (O)ptions, (S)ymbolic. Press Enter. This sets all transfer operations to the symbolic link format.

2. Press T(ransfer), S(ave) and type in a new file name so that you do not overwrite the original file, or you may want to save the new file to another disk.

3. If you want to transfer more than one file, you have to reset the normal mode for transfer operations. Press T(ransfer), O(ptions), N(ormal). Press Enter. Load the next file to be converted and repeat steps 1 and 2 above.

4. When you have saved all the files you wish to transfer, exit Multiplan and insert the Extended BASIC cartridge in the console. (You can also use Editor/Assembler.) Insert the PC-Transfer disk in drive 1 and select Extended BASIC. PC-Transfer will autoloading from DSK1.

5. Using the prompts on screen, select a DOS drive and a TI drive.

6. Remove the PC-Transfer disk and insert the PC-Transfer Utilities disk. At the "Conversion File Name" prompt, type: DSK1.SYLK and press Enter. This loads the routine that handles SYLK files.

7. You may now remove the PC-Transfer Utilities disk. Insert the disk

with your TI files in the designated TI drive, and either a blank disk or a DOS-formatted disk in the designated DOS drive. It is possible to format a DOS diskette with PC-Transfer, but it is a very slow process. I recommend using a formatted 360K DOS disk.

8. Load the TI disk catalog.

9. Select the files to be transferred by pressing "C" when the cursor is next to the file name. Use the space bar or down arrow to move through the list of files.

10. When all files have been selected, press "E" to execute the procedure.

11. You will be prompted for a DOS file name for each file you want to transfer. Type in a file name using up to eight characters, plus a period, and SLK (MYFILE.SLK) and press Enter. The .SLK extension is required for the DOS program to recognize the file.

12. When all the selected TI files have a DOS file name entered, the transfer procedure will begin.

After the files are transferred, take the DOS disk to your PC, load your spreadsheet program and either open or import the SYLK files from the disk. All data and formulae should be transferred to the DOS spreadsheet, though you may have to adjust formatting.

Master Diskette Librarian

Keeping track of files and disks the easy way

Master Diskette Librarian is an Extended BASIC program that creates a three-column listing of disk contents. An advantage of the program is that it can create a catalog of multiple disks, up to a maximum of 750 files.

The program works out of DSK1. It prompts you for disks to catalog. After reading the disks, it automatically sorts them alphabetically by file name. Sorting can take a long time, depending on the number of files the program is working with. After the sort, you have three options: output to a printer using PIO, output to a printer using RS232, or output to another device, such as a disk drive. After making a selection, you are prompted to enter a date. Then the catalog is outputted. The printout includes filename and diskname, size and type for each file in the catalog.

The program is large, and takes up almost all available memory in an expanded system. You may need to delete the first several lines to avoid a memory full error.

LIBRARIAN

```

1 ! MASTER DISKETTE LIBRARIAN
PROGRAM !216
2 !!131
3 ! Modified By Gerald
Smith !211
4 !!131
5 ! Language: EXTENDED-BASIC
!033
6 !!131
7 ! Requirements: 32K MEMORY
EXPANSION !159
8 !!131
9 ! Three-Up Catalog Listing
. !144
10 ! Part of a FAIRWARE
package by the
Mid-South 99 User Group
P.O. Box 38522
Germantown, TN 38183 !0
32
11 CALL CLEAR !209
12 CALL CHAR(33,"041E121F109

```

```

4D07F",34,"090909FF009200FF"
,35,"000000F8084F0BFE",36,"0
0003048B4B44830",37,"FF")!16
2
13 GOTO 34 :: V :: W :: DIM
PN$(750):: X :: Y :: Z :: I
:: PP$ :: SS :: DIM DK$(750)
,Q(750),T(750),U(750),TYPE$(
5)!052
14 DISPLAY AT(24,8):"<SORT R
UNNING>" :: DISPLAY AT(23,1)
:RPT$(" ",28)!159
15 CALL HCHAR(17,1,37,32)!22
9
16 DISPLAY AT(10,5)BEEP:"(Memphis, Tennessee)" :: DISPLAY
AT(18,5):"Rollin' On The River" !069
17 CALL SPRITE(#1,33,16,120,
256,0,-10)!229
18 FOR X=1 TO 15 :: NEXT X !
237
19 CALL SPRITE(#2,34,16,120,
256,0,-10)!231
20 FOR X=1 TO 15 :: NEXT X !
237
21 CALL SPRITE(#3,35,16,120,
256,0,-10)!233
22 FOR X=1 TO 15 :: NEXT X !
237
23 CALL SPRITE(#4,36,11,120,
256,0,-10)!230
24 Y=INT(Y/2)!107
25 IF Y=0 THEN 73 !086
26 Z=I-Y :: X=1 !014
27 V=X !108
28 W=V+Y !133
29 IF PN$(V)<=PN$(W) THEN 33
!166
30 PP$=PN$(V):: PN$(V)=PN$(W)
):: PN$(W)=PP$ :: PP$=DK$(V)
:: DK$(V)=DK$(W):: DK$(W)=PP
$ :: SS=Q(V):: Q(V)=Q(W):: Q
(W)=SS :: SS=T(V):: T(V)=T(W)
):: T(W)=SS :: SS=U(V)!196
31 U(V)=U(W):: U(W)=SS !238
32 V=V-Y :: IF V>=1 THEN 28
!238
33 X=X+1 :: IF X>Z THEN 24 E
LSE 27 !151

```

```

34 ON ERROR 140 :: CALL INIT
:: CALL LOAD(-31878,0):: ON
ERROR STOP !204
35 CALL SCREEN(5):: FOR I=0
TO 14 :: CALL COLOR(I,16,1):
: NEXT I :: CALL COLOR(0,11,
5,2,11,5,12,16,5,13,16,5,14,
16,5)!152
36 J=0 :: SW=0 :: D=1 !098
37 CALL CHAR(129,"7FC0C0C0C0
C0C0C0",130,"C04040424542407
0",131,"000000FF8080C0E0",13
2,"C0C0CFDC0C1F0001",133,"30
66CC1818B3B464")!185
38 CALL CHAR(134,"7C84F41226
E10101",135,"7070381C0F01000
0",136,"010343A426266271",13
7,"64C8C810101808F1",138,"01
0101060830C000",139,"381C1C0
E070301")!121
39 CALL CHAR(126,"FF00FF",14
0,"020404080884C478",58,"00
0003030003030",42,"F00FF00FF
00FF00F",43,"183C7E181818181
8")!172
40 DISPLAY AT(1,10):"TI-99/4
A" :: DISPLAY AT(6,1):"Mid-S
outh Users Group" ::
CALL HCHAR(8,2,42,30)!202
41 CALL HCHAR(3,15,129):: CA
LL HCHAR(3,16,130):: CALL HC
HAR(4,14,131):: CALL HCHAR(4
,15,132):: CALL HCHAR(4,16,1
33):: CALL HCHAR(4,17,134)!1
83
42 CALL HCHAR(5,14,135):: CA
LL HCHAR(5,15,136):: CALL HC
HAR(5,16,137):: CALL HCHAR(5
,17,138):: CALL HCHAR(6,15,1
39):: CALL HCHAR(6,16,140)!2
11
43 DISPLAY AT(11,1):"TI-99/4
A DISKETTE LIBRARIAN":" ":"
":" This PROGRAM will READ t
he":" CATALOG from MULTIPLE
DISKS" !103
44 DISPLAY AT(16,2):"and PRI
NT in ALPHABETICAL":" ORDER
up to 750 PROGRAM":" NAMES"

```

(See Page 23)

LIBRARIAN —

(Continued from Page 22)

```

006
45 DISPLAY AT(21,2)BEEP:"Place FIRST DISK into DSK1": " "
:" Press ANY KEY to START"
!164
46 CALL KEY(0,K,S):: IF S=0
THEN 46 !114
47 TYPE$(1)="D/F:" :: TYPE$(
2)="D/V:" :: TYPE$(3)="I/F:"
:: TYPE$(4)="I/V:" :: TYPE$(
5)="PROGRAM" !209
48 I=0 !000
49 OPEN #2:"DSK1.",INPUT,RELATIVE,INTERNAL !237
50 INPUT #2:B$,J,J,K !157
51 FOR LOOP=1 TO 127 !148
52 INPUT #2:A$,A,J,K !147
53 IF LEN(A$)=0 THEN 58 !149
54 I=I+1 !011
55 IF I>750 THEN 58 !167
56 PN$(I)=A$ :: DK$(I)=B$ ::
Q(I)=J :: T(I)=A :: U(I)=K
!092
57 NEXT LOOP !208
58 CLOSE #2 !152
59 CALL HCHAR(10,1,32,480)::
DISPLAY AT(21,2):I;" FILENAME
MES (MAX.=750)" !013
60 IF I<751 THEN 64 !173
61 DISPLAY AT(22,2):"750 FILE
ENAMES NOW, PROCEEDING TO SO
RT": " " !086
62 I=750 !110
63 GOTO 69 !148
64 DISPLAY AT(23,3)BEEP:"MORE
DISK INPUT ? (Y/N)Y" :: AC
CEPT AT(23,26)SIZE(-1)VALIDA
TE("YN"):A$ !044
65 IF A$="N" THEN 69 !123
66 CALL HCHAR(20,1,32,140)::
DISPLAY AT(21,2)BEEP:"Place
NEXT DISK into DSK1 ":" "
Press ANY KEY to CONTINUE"
!160
67 CALL KEY(0,K,S):: IF S=0
THEN 67 !135
68 GOTO 49 !128
69 TOT=I !254
70 DISPLAY AT(22,2)BEEP:"
" !126
71 Y=I !096
72 GOTO 14 !093
73 CALL DELSPRITE(ALL):: FOR
PS=1 TO 5 !139
74 DISPLAY AT(11,1)BEEP:" "
:: CALL SOUND(2000,900,0)::
DISPLAY AT(11,1)BEEP:" " ::
CALL SOUND(2000,900,0):: DIS
PLAY AT(11,1)BEEP:" " !147
75 CALL SOUND(2000,900,0)::
NEXT PS !108
76 GOSUB 132 !212
77 CALL HCHAR(10,1,32,480)::
DISPLAY AT(22,1)BEEP:"REPOR
T DATE:" :: "JAN 01, 2001
" :: ACCEPT AT(2
4,1)SIZE(-28):A$ !181
78 OPEN #9:DEV$,VARIABLE 132
!093
79 GOSUB 144 !224
80 I=TOT !254
81 JJJ=(I/3)-INT(I/3)!025
82 IF JJJ=0 THEN 84 !230
83 I=I+1 :: GOTO 81 !045
84 JJJ=I/3 !165
85 FOR I=1 TO JJJ !028
86 J=ABS(T(I))!074
87 IF Q(I)>999 THEN TB=24 EL
SE IF Q(I)>99 THEN TB=25 EL
E IF Q(I)>9 THEN TB=26 ELSE
IF Q(I)<10 THEN TB=27 !099
88 JKL$="000" !029
89 IF J=5 THEN GOTO 95 !232
90 JKL=U(I)!170
91 JKL$=STR$(JKL)!236

```

(See Page 24)

1996 TI FAIRS

FEBRUARY

Fest West '96, Feb.17, Ramada Inn, 1601 Oracle Dr., Tucson, Arizona. Contact SouthWest Ninety-Niners User Group by sending e-mail to twills@primenet.com. Or call the Cactus Patch BBS at (520) 290-6277; BJ Mathis (520) 747-5046; Tom Wills (520) 886-2460; or write Fest West 96 Committee, South-West 99ers, P.O. Box 17831, Tucson, AZ 85731-7831.

MARCH

1996 TI Workshop, TI99/4A User Group U.K., March 16, Wheatsheaf Public House, Sandbach, Cheshire, England. Contact Trevor Stevens, chairman, 249 Southwell Rd. East, Rainworth, Notts, NG21 0BN, UK, or call the MOBB BBS at 01623 491282.

Dutch TI Users Group Annual Meeting, March 23, Buusthuis Kremerstraat 241 Utrecht, The Netherlands. Contact Berry Harmsen, chairman, 1E Oosterparkstraat 141E, 1091 GZ Amsterdam, The Netherlands, (phone) (31) 20-6941047.

MAY

Multi Users Group Conference, May 25, Ohio National Guard Armory, Brookpark. Contact Glenn Bernasek, 13246 Harper Rd., Strongsville, OH 44136, or call (after 9 p.m. Eastern time) at (216) 846-0865 or Internet dd314@cleveland.freenet.edu.

SEPTEMBER

11th International TI99/4A and Geneve Computer-Treffen, Sept. 20-22, Freizeitheim Vorsfelde, Am Sportplatz 5, D-38448 Wolfsburg, Germany. Contact Martin Zeddies, Hauptstr. 28, D-38448 Wolfsburg-Reislingen, Germany. Phone/fax number +Germany-5363-71125.

This TI event listing is a permanent feature of MICROpendium. User groups and others planning events for TI/Geneve users may send information for inclusion in this standing column. Send information to MICROpendium Fairs, P.O. Box 1343, Round Rock, TX 78680.

MICRO-REVIEWS

Load Master and Quiz Family

By CHARLES GOOD

LOAD MASTER by Mickey Cendrowski

This is designed for the owner of a minimal expanded disk system with one or two floppy drives as an aid in loading disk software. It is written in extended basic with assembly language subroutines and is the first software I have seen that utilizes John Bull's XB Windows. Using Bull's product, Load Master displays drop down windows at appropriate times.

As you use Load Master you are in 40-column mode and are often presented with several choices. Press the first letter of the choice you select. When you boot Load Master as XB DSK1.LOAD you are given your choice of Load manager, Funnelweb, Boot or Exit. You must add Funnelweb or John Johnson's Boot to the Load Master disk to make these choices operative. Pressing "L" for Load manager gets you to the guts of Load Master.

Here you have your choice of Catalog, Options, Back or Exit. If you press "O" for Options a little window appears and gives you these options: Colors, Drives, Printer and Back. Colors changes the screen colors. Drives lets you specify the drive that is accessed with the Catalog option. You have to go through the Options window each time you want to change this drive. Path names are supported. Printer lets you change the name of your printer, and you can supply a path name if you want to save output to a file. Once you configure your options you have to press "B" to get Back to the Load manager menu.

Catalog is by far the most significant part of Load Master. Pressing "C" displays a screen full of file names from the drive specified with the Options menu. A cursor is positioned next to the first file name, and you also get a choice of Page?, Label or Back. Page? asks for a number and displays that page (screen full) of file names if there are too many to fit onto one screen. Label prints nicely formatted disk labels using superscript sized print in a format that fits fan-fold sheets of 1x3-inch

sticky labels. If there are too many file names to fit on one label, Label will automatically space down to the next label on the fan-fold sheet and continue printing file names.

From a Catalog display you can put the cursor next to a file name and press <enter>. If the file is DV80 or DF80 the text is displayed on screen. You press a key to advanced to the next line of text. I like this method of displaying text. Some DV80 viewers just scroll the text continuously until you pause the scroll, and the scrolling is almost always too fast to read. If the program next to the cursor is an Extended BASIC program it will run if you press <enter>. If the file next to the cursor is anything else, pressing <enter> gets you an error message.

Load Master is a product under development. What I have described above is v1.2, and the documentation states quite clearly that this version is less than finished. The stated goal is to allow the user to load and run any type of runnable file by placing the cursor next to the file and pressing <enter>. This can now be done using Funnelweb's disk review. Another goal stated in the Load Master docs is to inform the user of the software needed to load any file that cannot be run by itself, such as identifying a TI-Artist picture file as such. The author requests user input concerning what users want future versions of Load Manager to be able to do, and programmer input on ways to accomplish her stated goals.

Send me \$1 and I will mail you the latest version of Load Master on a SSSD disk. It is fairware, and the author requests that you send whatever you think the software is worth.

QUIZ FAMILY by Charles Kirkwood Jr.

This is a group of separate but related Extended BASIC programs to help teachers create multiple choice and true/false examinations. You type in data banks of your own test questions and the software creates exams nicely with a specific num-

ber of questions from these data banks. You can either manually select particular questions from one or more data banks, or the software will randomly pick the specified number of exam questions for you.

As a university professor I am familiar with this type of software and have used several packages similar to Quiz Family. There are at least two similar products for the 99/4A. One was created by Jim Peterson, and one was published years ago in *Home Computer Magazine*. Many similar programs exist in the PC world. Almost any textbook publisher of high school or introductory level college textbooks will supply such software free to teachers, complete with already created test question banks keyed to particular textbooks. In my opinion, almost all of these 99/4A and PC test making software packages are difficult to use. Editing existing questions in a test bank is cumbersome, and you almost always need a hard copy printout or bound hard copy of the test bank questions in order to create an exam. With the PC software I have seen, if you lose the book containing the exam questions in the data banks, you are out of luck. Your only other option is to view on screen the data bank questions one at a time and select or not select that question for your exam. This is very cumbersome. You can't check them in big bunches because the software only displays the questions one at a time.

Based on my experience with similar products I consider Quiz Family to be as good as any and better than most, which means I rate it quite highly. This is because of the ability to use any DV80 text editor such as the Funnelweb editor to enter, edit and quickly view exam questions in a database. The other quiz-making programs I have tried don't give you this ease and flexibility. Alternatively, you can create your quizzes using an included Extended BASIC program called BuildQuiz. This uses several lines in XBASIC's 28-column screen display to simulate a single 80-column text line. This is workable, but the results are visually rather confusing. There is no word wrap.

(See Page 26)

MICRO-REVIEWS —

(Continued from Page 25)

Whether using a DV80 text editor or BuildQuiz, you have to preface each 80-column text line (record) with an uppercase code letter to let the software know what to do with the line of text. The first text line of a question starts with a "Q." Each subsequent line of the same question starts with a "C." The first answer line must contain the correct answer and start with "A." For a true/false question, the first and only answer line might read "ATrue." Subsequent answer lines, such as in a multiple choice question, start with "C." The question/answer group ends in a line containing only "E" (for "End") in the first column of the line.

I had no trouble modifying my existing DV80 files of multiple choice questions to this format. I just inserted the appropriate uppercase letter at the beginning of each line of the DV80 file. Since these are DV80 files, they are easy to go into to edit questions, add questions or delete questions. DV80 question files are than run through a supplied program called Convert to make them into the Internal/Fixed 80 format needed by Quiz Family to generate quizzes. You can also directly manipulate these exam question data files (edit, add or delete questions) with a program called Correct if you don't mind the 28-column screen.

PrintQuiz is the real guts of the Quiz Family software package. This program

actually creates and prints your exams from the question databases. Questions are printed in random order, and the possible answers to multiple choice questions are also printed in random order even though you always entered the correct answer first. You tell PrintQuiz how many questions to put in the exam. You then tell PrintQuiz which exact questions to include or you let PrintQuiz automatically randomly select questions from the data base. The exam can have any combination of personally selected and automatically randomly selected questions, a feature not found in other quiz-making software I have used. You can tell PrintQuiz to generate several different versions of the same quiz, each containing the same questions but in a different random order, discouraging students sitting next to each other from paying attention to their neighbors' answers. A record of the quiz, listing questions in the data bank used in the quiz and the correct question answers, can be saved to disk.

A couple of additional utilities are included in this very complete package. A program called MergeQuiz lets you combine several data banks into one larger bank. The program Select lets you make an exam file using questions from several different database files. You can you get a hard copy of a question data bank, complete with correct answers indicated, using ListQuiz.

If you are a teacher who has access to a textbook publisher's IBM-compatible text bank of questions for a particular textbook, you can convert these questions to a DV80 file on a TI disk for use with Quiz Family. Using an IBM-compatible computer print, the entire question test bank to an ASCII disk file on a 360K IBM disk. Almost all IBM quiz-making software will let you do this. Then on your 99/4A or Geneve with a DSDD disk controller use the commercial product PC Transfer to convert this list of questions to a DV80 file on a TI disk. This is what I have done over the last several years. For the college courses I teach, I create all my exams with the Funnelweb editor using questions I write myself or questions that have imported from publisher's IBM-compatible test banks.

Quiz Family is public domain. The author doesn't request any money for his work. Send me \$1 and I will mail it to you on a SSSD disk.

ACCESS

Mickey Cendrowski (Load Master author): 100 Pine St. Russellton, PA 15076

Charles Kirkwood Jr. (QuizFamily author): P.O. Box 1241, Clemson, SC 29633

Charles Good (your humble columnist): P.O. Box 647, Venedocia, OH 45894. Phone 419-667-3131. E-mail cgood@osulima1.lima.ohio-state.edu (preferred) or good.6@osu.edu

TI-Planner

A simple, easy-to-use spreadsheet module

By STEPHEN SHAW

*This review originally appeared in TI*MES. — Ed.*

This product should be better known. I love it and will use it — what better recommendation?

Many years ago I made the mistake of buying the Multiplan package. Ugh. Apart from having to learn how to handle it, it took so long to set up a spreadsheet it never seemed worth it. TI-Planner, by Databi-

otics, is a spreadsheet for users who do not need the power of Multiplan, but who do need a simple, easy to use — and fast — spreadsheet.

A spreadsheet can be thought of as a sheet of paper with large boxes on it. Some boxes contain text — heading and so on. Some boxes contain numbers. And some boxes contain formulae, linking the values in the number boxes, for instance, to total rows or columns, to find averages, inter-

est, and so on.

And because you can change one number and then recalculate everything else quickly, you can set up "what if" scenarios.

TI-Planner is for unexpanded users, who need only a console. Spreadsheets can be saved to cassette. If you are used to saving data to cassette, it may help you to know that every eight spreadsheet cells

(See Page 27)

TI-PLANNER —

☛ (Continued from Page 26)

Such something in them occupy one cassette data record, and there are header and tail records as well. A large spreadsheet may take a little time to save or reload, but as empty cells are not saved, it is quite efficient at using the tape storage system.

Expanded owners will be glad to know that this module — unlike TI's Personal Record Keeping database module — can sense the presence of 32K RAM and use it.

Unexpanded users have three choices of spreadsheet to use:

28 rows x 27 columns

34 rows x 22 columns

42 rows x 18 columns

Owners with memory expansions can choose among:

50 rows x 50 columns

40 rows x 63 columns

35 rows x 72 columns

And expanded owners can save and load to/from disk.

No printer interface? A second version of the module is available which has a printer cable coming out of it, ready for direct connection to the parallel port of a printer.

When printing spreadsheets, they are printed — to printer or disk — in pages of six columns. The maximum number of rows means that in terms of depth, you will never exceed one page.

If you use six or fewer columns, only one page is printed regardless of the empty spreadsheet size. If you have cells (boxes) with things in them up to 12 columns, then the first page printed will contain the first six columns. A second page will appear

with the next six, then you stick them together.

It is thus better in terms of printing to have your spreadsheets stretching downward rather than across.

This module has columns of fixed width, capable of holding 12 characters (or numbers), but numbers can be displayed with zero to nine decimal places. If the number is too large to fit (eg 1234.5 with nine decimal places) then the cell will fill with asterisks, but the number in the cell remains available to formulae.

Formulae are also restricted to 12 characters, and as each cell reference is three characters, this means you can use only three cells in a formula:

A01+B04/a04

Rows are A to Z then a to w.

Formula are calculated from left to right.

Rows and columns can be added very simply by using the formula +A01:A20 (add all the cells in row A, columns 1 to 20).

A formula can use the usual +//*, and you also have access to Arctan, Cos, Sin, Tan, Square and Square Root. Trig functions use radians.

There is also a natural log function, but it has no inverse, so I'm not too sure where you would use it. "A" is also supposed to be available (eg 2^A) but is bugged and should not be used.

Making an error in adding a row or column can cause a fatal crash: make sure you do not omit the leading plus sign when entering this type of formula.

Menu commands are Erase sheet, Enter

formula, Enter number, Number of digits to display, Go to cell xx, Load sheet, Save sheet, Print sheet, Recalculate, and Quit.

Like TI-Writer, you can use CTRL-3 to change screen/text colors, and the same keys are used to window (FCTN-4, -5 and -6). Using normal cursor keys, columns and rows move off/on screen one at a time.

Spreadsheet professionals may wish to know that CALC is always off, only being performed when a formula is entered or when recalc is chosen. There is no move or copy facility. Cells are blanked by entering a null text. There is no external entry.

I did think of giving you a timing for the calculations, which is easy to do with Multiplan, as it is so incredibly slow in doing a recalc! However, TI-Planner is just too fast for me to give a meaningful timing. My reaction time in turning a stopwatch on and off becomes too meaningful! It is fast.

If Personal Record Keeping can be thought of as an entry level database (it cannot sense 32K RAM, and takes ages to do any calculations) then TI-Planner is its equivalent in the spreadsheet class, but perhaps a little better.

Data is stored in Internal/Fixed 128 files, and you would need a hefty machine code routine if you wished to use these files in other programs. They are superbly coded for a dense data structure. If you wish to export data, it would be easier to print to disk and use the resultant Display/Variable 80 file.

This program is very highly recommended.

Vienna TI fair brought old and new together

By OLIVER ARNOLD
and THIERRY NOUSPIKEL

The following review of the International TI Fair in Vienna, Austria, appeared in Bits, Bytes & Pixels, the newsletter of the Lima 99/4A User Group.—Ed.

This was the 10th international TI meeting in Europe. TI friends came from all over to see new software and hardware,

and, of course, to get in touch with other TI users. About 70 people attended, most from northern parts of Europe. Some of the visitors used the event as an excuse to visit Vienna. Kurt Radowisch of the Vienna TI user group, organized the event and provided advice on accommodations and sightseeing.

In the event hall, there were about 15

complete TI and Geneve systems to show and demonstrate what can be done with such old computers. There were TI systems with the EVPC, a graphic card for the Peripheral Expansion Box. This card, developed by Michael Becker, gives the best resolution with a TI, even better than is possible with a Geneve, thanks to the 6-bit

(See Page 28)

VIENNA TI FAIR —

(Continued from Page 27)

color palette. This palette has a range of 256,000 color possibilities. You could see the difference on a new GIF loader program that displayed a picture with and without the color palette. I saw a picture of a mouse on which you could see fine arteries in the ear.

The new High Speed GPL Card, another product by Becker, was also demonstrated. This card has two megabytes of RAM to load any module you wish. Becker uses flash EPROMs so that the software remains on board after the power is turned off. It is also possible to load multiple modules with ROM because each GROM bank has its own ROM bank. A new loading program makes the card user-friendly.

Thierry Nouspikel, a TI user from Switzerland, brought some of his GPL-related programs. For instance, a 9900 disassembler written in GPL so that it runs in GRAM memory and leaves the whole CPU memory for the program to be disassembled. As well as his new GPL-assembler/loader package and Module Explorer, a software reminiscent of the look and feel of Miller's Graphics Explorer, but deals with GPL. It comprises a GPL disassembler, several analysis screens and a GPL interpreter so that one can execute GPL programs (including BASIC and Extended BASIC) in slow mode or even step by step. Finally Thierry demonstrated a tiny

interface board for the connection of a PC analog joystick to the TI joystick port.

Another new project for the TI or Geneve was shown by Oliver Arnold. It is a Teletext card. The card is an external device which is connected to the RS232 interface. On the other hand you need a CVBS signal from a TV or something else. The software is written in C99 and in assembly language. This software controls the decoder chip via the RS232. A menu program which loads the pages directly encoded from the CVBS signal displays Teletext including graphics. All handling is done with this menu. Another new program called scriptloader is controlled by a text file to select pages, change the TV channel and save the pages to any allowing device you like. All searching and saving procedures are done automatically.

Roeland Muys and his father use the Teletext-Card for their great stock exchange program. This program works on a Geneve. It analyzes the different stock data and prints them on screen using high resolution graphic curves. So you see the daily changing courses. In the past Mr. Muys had to input the data by hand, but now using the Teletext-Card the data come on-line into the computer.

The TI-User-Group-Mannheim showed a 16-bit board with a logic analyzer software. This board opens the way to the full 16-bit world. On the board is installed a

64K memory banked RAM with 16-bit access and a super fast 16-bit input/output port expandable to 256 bits; this port can be used by any language you like. All you need is a Call Peek or a Call Load. The board is installed in the TI with a special socket on top of the CPU so it is easy to install it. The next development for this board will be a 16-bit RAMdisk with 2 megabyte RAM. This RAMdisk will be twice as fast as all other RAMdisks.

After dinner, Berry Harmsen, a TI user from Holland, started with an auction about used TI and Geneve hardware. People were selling books, TI computers, full P-boxes, some homemade hardware and even a Geneve. So it was possible to get real good computer equipment at very low prices.

Saturday evening the Vienna User Group organized a music and dance show. With songs of Tina Turner, Mother's Finest, Joe Cocker and many other groups the event got a new nuance. Two girls interpreted these songs very well and made an enjoyable evening.

Sunday was the last chance to turn on the computers in Vienna. The Fair closed after dinner with a farewell until the next TI-Fair to be held in Wolfsburg, Germany.

You can reach the authors at Oliver Arnold, oliver@thorin.swb.de; Thierry Nouspikel, nouspike@cmu.unige.ch.

NEWSBYTES

Vendors slated for MUG

Glenn Bernasek of TI-Chips has announced that several vendors have already committed for the Multi User Group scheduled Brookpark, Ohio, May 25. TI-Chips and the Northcoast 99ers (Cleveland area TI groups) will sponsor the MUG.

Vendors signed up include: Tim Tesch, S&T Software; Bruce Harrison, Harrison Software; Mickey Cendrowski, Notung Software and West Penn 99ers; Jim Krych, SW99ers (SuperAMS); Ron Markus,

Ramcharged Computers; and Mike Wright, CaDD Electronics.

Persons wishing to give demos or presentations need to let TI-Chips know the exact presentation subject by April 1, Bernasek says, to allow the group time to set up and publish schedules. Presentations will be scheduled in 30- to 45-minute sessions for the single large conference room. Bernasek says the MUG will be able to hold 12 45-minute demos. Tables and demo time cannot be reserved or allocated on setup day (May 24) or conference day.

For further information, contact Bernasek at 13246 Harper Rd.,

Strongsville, OH 44136 or call (after 9 p.m. Eastern time) at (216) 846-0865 or Internet dd314@cleveland.freenet.edu.


Fair set for Germany

The 11th International TI99/4A and Myarc Geneve Computer Treffen is scheduled for Sept. 20-22 at Freizeitheim Vorsfelde, Am Sportsplatz 5, D-38448 Wolfsburg, Germany.

Martin Zeddies, one of the fair's organizers, says plans for the fair include a small sightseeing tour of Wolfsburg, site of Volkswagen's automobile factory. He

(See Page 29)

NEWSBYTES

 (Continued from Page 28)
 ndies that Berlin, Hamburg and Hannover are in day-trip distance from Wolfsburg. For further information, contact Zeddies at Hauptstr. 26, D-38446 Wolfsburg-Reisingen, Germany. Phone/fax number is +Germany-5363-71125.

Perth TI club changes address

The TI Users of Perth has a new mailing address: Secretary TIUP (Inc.), 20 Hudson St., Bayswater 6053, Western Australia.

Oakland club changes address

The Oakland Computer Club, a TI99/4A users group composed primarily

of elementary students at the Atwood-Tapley School in Oakland, Maine, has changed its mailing address.

The group may now be contacted at the address of its sponsor: The Oakland Computer Club c/o Eunice Spooner, RR #4, Box 5860 Pond Road, Sidney, ME 04330-9778.

Companion disk for Funnelweb

Jacques GrosLouis is offering a companion disk for use with Funnelweb 5.01 that make it easy to incorporate TI-Artist graphics into documents. It handles small and large graphics.

To use these programs you'll need Funnelweb Editor 5.01, which requires Funnelweb 4.4. Also required is an Epson-

compatible printer capable of handling downloaded characters and reverse line-feeds. The programs are written in Extended BASIC. The user can revise printer codes.

For more information, contact GrosLouis at 1747 Riverbank Dr., Bathurst, New Brunswick, E2A 4L1 Canada; 506-548-3930.

BUG News ends publication

The BUG News, the official newsletter of the Brea 99ers, has ceased publication. The club has sent notices to exchange publications.

Mailing address of the Brea 99ers is c/o B.B. August, 1311 Kenwood St., La Habra, CA 90631-7216.

USER NOTES

RAMdisk and Mini-Memory, and Term-80 tips

This comes from John C. Johnson via the Internet. He writes:

After reading the second paragraph of the second page of appendix 2 in the blue Horizon RAMdisk Reference Manual, I purchased a Mini-Memory cart to allow me to turn off the cards and reload the RAMdisk Operating System (ROS) when experiencing a lockup. The problem I ran into was that while using the CRU command to turn on the card, the appropriate base address was already a 1. It never occurred to me that entering a 1 again would do anything. But it does. It does exactly what it should. The light on the card will light and you now have control of your system and can reload ROS using CFG from the ROS disk furnished.

Discovery number two was that if you have saved a copy of your ROS on a disk, finding that ROS will restore all your files without having to reload them.

After purchasing Term 80, I had troubles getting it to communicate with the

modem on both of my systems. After much experimenting I discovered that pressing FCTN/SHIFT/0 (zero) and holding for a couple of cursor blinks cures the problem. I have contacted Jeff Brown (Term 80 author) about this problem. It has to do with a console he had that used a speeded up clock.

Converting XBASIC programs

This comes from Jim Uzzell. He writes: The following is a solution to the problem of large programs, like "12 O'CLOCK," published in the December 1995 MICROpendium.

First, you must use MY-BASIC. Load MY-BASIC into your Geneve and at the prompt type KEY LIST and press Enter. This will display a list of function keys and their commands.

You will be working with the information at PPT.

Load any program (MY-BASIC will load TI Extended BASIC Internal/Variable 254 programs).

From the prompt, type LPT DSKx.FILENAME and press Enter.

(Don't forget to change LPT back to PIO after you are finished.)

From the prompt, type LLIST W28. "W28" is the width you want the program to be listed (the maximum is 132 characters). This lists the program to disk as a D/V28 file. The LLIST command will always list a blank line first, then the program.

Now you have a choice. You can use Peter Muys' DOS Editor V1.31 to load the D/V28 file, then save it as a D/V80, or you can use the following MY-BASIC program.

```
100 CALL GRAPHICS(4)
110 INPUT "SOURCE PATH.FILENAME " :A$
120 INPUT "DESTINATION PATH.FILENAME " :B$
130 OPEN #1:A$, INPUT, DISPLAY, VARIABLE 28
140 OPEN #2:B$, OUTPUT, DISPLAY, VARIABLE 80
150 LINPUT #1:C$
160 IF EOF(1)=1 THEN 200
170 PRINT #2:C$
175 IF X=2 THEN 230
180 GOTO 150
```

(See Page 30)

USER NOTES

(Continued from Page 29)

200 CLOSE #1
 210 X=2
 220 GOTO 170
 230 CLOSE #2
 240 END

Program converts TI sound files for use on PCs

This comes from Owen L. Mayer, of Hoffman Estates, Illinois. He writes:

A program is available that runs under Windows 3.1 that will convert TI Sound F/X files to wave format for use in your PC. The program is called Towave V1.0 and is available on a CD-ROM called Show&Go Graphics & Sound Explorer or perhaps from the author at: Bells & Whistles Software; 3829 Lawndale Ave.; Ft. Worth TX 76133. Show&Go CD-ROMS

are from Laser Magic Inc., Eden Prairie, MN 55347.

When converted and the speed adjusted, the sound is better than using the audio from the TI and rerecording with your PC. The program claims to be able to convert sound files from any computer or format to wave format. You will need at least a Sound Blaster V2, 8-bit card, and Creative Wave Studio software version 2.0 to slow down the playback.

Several steps and some time is required. First, use your favorite terminal emulator in the TI. I suggest using XMODEM, 8N1, 2400 baud because it worked well for me. I used a serial cable and null modem direct to the PC that worked on Bruce Harrison's Smart Connect. (I did not use Smart Connect for this transfer).

Open Windows 3.1 and its terminal program. Set the program to the same parameters as above. Set your TI terminal program and enter file name to send. Set the

windows terminal program to receive binary file. Enter a drive letter and the same file name and add the extension .TI to it. Then start the transfer for the TI.

On your PC disk you will now have files that DOS or Windows can recognize but which need conversion. Open Towave in Windows 3.1 and select Options. Select 8- or 16-bit, depending on your sound card, and monaural and 44.1 KHz. Then select your .TI file. Simply click on the convert button and a file in .WAV format will be added to the disk. The original may optionally be deleted.

You're not done. You will need to open Creative Lab's Wave Studio program version 2.0 and make some adjustments to slow the speed down. (This wave editor was packaged with the Sound Blaster 2 card). Open the wave file you need to adjust and select Special at the top of the window. Select playback frequency or (See Page 31)

MICROpendium disks, etc.

- Series 1995-1996 mailed monthly (April 1995-March 1996)..... \$40.00
- Series 1994-1995 (April 1994-Mar 1994, 6 disks) \$25.00
- Series 1993-1994 (April 1993-Mar 1994, 6 disks) \$25.00
- Series 1992-1993 (Apr 1992-Mar 1993, 6 disks) .. \$25.00
- Series 1991-1992 (Apr 1991-Mar 1992, 6 disks) .. \$25.00
- Series 1990-1991 (Apr 1990-Mar 1991, 6 disks) ..\$25.00
- Series 1989-1990 (Apr 1989-Mar 1991, 6 disks) ..\$25.00
- Series 1988-1989 (Apr 1988-Mar 1989, 6 disks)...\$25.00
- 110 Subprograms (Jerry Stern's collection of 110 XB subprograms, 1 disk)\$6.00
- TI-Forth (2 disks, req. 32K, E/A, no docs).....\$6.00
- TI-Forth Docs (2 disks, D/V80 files)\$6.00
- 1988 updates of TI-Writer, Multiplan & SBUG (2 disks)\$6.00
- Disk of programs from any one issue of MICROpendium between April 1988 and present\$4.00
- CHECKSUM and CHECK programs from October 1987 issue (includes docs as D/V 80 file)\$4.00

Name _____
 Address _____
 City _____
 State _____ ZIP _____

Texas residents add 7.75% sales tax.. Credit card orders add 5%.
 Check box for each item ordered and enter total amount here:

Check/MO Visa M/C
 (Circle method of payment)

Credit Card # _____
 Exp. Date _____
 Signature _____

USER NOTES

(Continued from Page 30)

and choose 11.025 KHz. If you then attempt playback, it will probably still be too fast. Select Special again and choose Convert Format back to 44.1 KHz. (The program changed this parameter when you changed the playback frequency). Then select Special again and change the playback to 22.050 KHz. The file should play at the correct speed. When you are done, be sure to choose Save Changes. You may opt to use Towave and Wave Studio at lower speeds to limit the file size. Certain other combinations may work, but these settings provide the best whistle-free sound.

The user should not use the conversion process to mass reproduce copyrighted material.

DM_AID is viewer for Display Master files

The following was written by Mary Leard and appeared in the newsletter of Dallas TI Home Computer Group. The original program was written by Richard Mitchell and was published in The Smart Programmer.

This program will create a command file for Display Master to view 25-sector program files that have the _P ending in the filename. It will work on TI-Artist and MAX-RLE pictures. DM_AID.

DM_AID

```
100 DISPLAY AT(1,1)ERASE ALL
```

```
: "DM AID": "THE SMART PROGRAM
MER" !182
110 OPTION BASE 1 !137
120 DIM N$(127)!206
130 DISPLAY AT(10,1): "NAME F
OR DISPLAY MASTER COMMAND FI
LE": "DSK1.CFILE" !133
140 ACCEPT AT(12,1)BEEP VALI
DATE(UALPHA,DIGIT,".*")SIZE(
-15):F$: DISPLAY AT(5,1): "
": "" !060
150 OPEN #1:SEG$(F$,1,5), INP
UT ,RELATIVE, INTERNAL !236
160 I=1 !001
170 INPUT #1:A$,U,U,U !187
180 INPUT #1:N$(I),U,U,U !12
6
190 IF N$(I)=SEG$(F$,6,10)TH
EN DISPLAY AT(5,10:"DUPLICAT
E FILENAME," : "TRY AGAIN" :
```

```
CLOSE #1 :: GOTO 130 !165
200 IF n$(I)<>" THEN I=I+1
:: IF I<128 THEN 180 !110
210 CLOSE #1 !151
220 OPEN #2:F$,DISPLAY ,VARI
ABLE 80,OUTPUT !141
230 FOR J=1 TO I !136
240 IF POS(N$(J), "_P",2)<>0
THEN PRINT #2:".LOADPIC "&CH
R$(34)&SEG$(F$,1,5)&SEG$(N$(
J),1,LEN(N$(J))-2)&CHR$(34)&
";" : " DELAY 5;" !129
250 NEXT J !224
260 CLOSE #2 :: END !165
```

MICROpendium pays \$10 for items used in this column that are sent in by readers. Send User Notes to MICROpendium User Notes, P.O. Box 1343, Round Rock, TX 78680; e-mail jkoloen@io.com.

BUGS & BYTES

Dallas users help kids

The Dallas TI Users Group recently gave two TI99/4A systems to the Bellevue Baptist Church Child Development Center in Hurst, Texas. The teacher reports that the Early Learning Fun module is really helping several children who had previously not been able to learn as quickly as others.

PV99ers clone around

The Pomona Valley 99ers plan to open their group to users of all other computers as well as the TI99/4A. The club's name will change to Pomona Valley Computer Group. Address is c/o Howard McDonald, 6880 Gloria St., Chino, CA 91710-6278.

CLASSIFIED

FOR SALE

HARDWARE FOR SALE

Smart One 2400X 2400baud modem with power supply (works with any TI modem cable), \$30; Volksmodem 1200 baud modem (needs TI cable), \$15; Signalman Mark XII 1200 baud modem (incl. TI cable, no docs), \$15; Signalman III-TI 300 baud modem (incl. TI cable, no docs), \$50; Commodore 1702 color composite monitor, incl. cables for TI99/4A (mea-

sures 13" diagonally), \$70; add \$5 shipping for each item except monitor. Will split shipping cost of monitor. Call John Koloen, 512-255-1512.

TRADE

WILL TRADE

Complete TI system for a Myarc or Cor-Comp Floppy Disk Controller. It comes with the following: keyboard & cables, PE box, flexcable, 32K memory, TI disk controller, RS232 & Speech Syn. Contact Stan Ulan Tue-Sat Phone (334) 344-2077

Fax (334) 342-1675.

v13n2

**Call 512-255-1512 to
place a classified ad.
The cost is 10 cents
per word.**

The ONLY monthly devoted to the TI99/4A

Subscription Fees

- 12 issues, USA, \$35 12 issues, Mexico, \$40.25
- 12 issues, Canada \$42.50 12 issues, other countries surface mail, \$40.00
- 12 issues, other countries, air mail, \$52.00

Outside U.S., pay via postal or international money order or credit card; personal checks from non-U.S. banks will be returned.

Address Changes

Subscribers who move may have the delivery of their most recent issue(s) delayed unless MICROpendium is notified six weeks in advance of address changes. Please include your old address as it appears on your mailing label when making an address change.

Check each item ordered (or list on separate page) and enter total amount here: _____

Check/MO   (check one)

Card No. _____

Expiration Date _____
(Minimum credit card order is \$9)

Signature _____
(Required on credit card orders.)

No sales tax on magazine subscriptions. Texas residents add 7.75% sales tax on other items, including back issues and disk subscriptions. Credit card orders add 5%.

Mail to: MICROpendium, P.O. Box 1343, Round Rock, TX 78680

Name _____

Address _____

City _____

State _____ ZIP _____

The set of numbers at the top of your mailing label indicates the cover date of the last issue of your subscription.

Disks, Etc.

Back Issues, \$3.50 each. List issues: _____

No price breaks on sets of back issues. Free shipping USA. Add 30 cents, single issues to Canada/Mexico. Other foreign shipping 50 cents single issue surface, \$1.50 airmail. Write for foreign shipping on multiple copies.

OUT OF STOCK: Vols. 1, No. 1-2; Vol. 2, No. 1

- MICROpendium Index (2 SSSD disks, 1984-1992), Extended BASIC required\$6.00
- MICROpendium Index II (9 SSSD disks — 1 for each year — 1984-1992), XB required\$30.00
- MICROpendium Index II with MICROdex 99 (11 SSSD disks), XB required.....\$35.00
- MICROdex 99 (for use with MP Index II, 2 SSSD disks), XB required\$10.00
- MICROpendium Index II annual disks ordered separately (1 disk per year, 1984-1992); each\$6.00

MICROdex 99, by Bill Gaskill, is a collection of programs that allow users of MP Index II to modify their Index entries, as well as add entries. MICROdex 99 supports many other functions, including file merging, deletion of purged records, record counting and file browsing.

GENEVE DISKS (SSSD unless specified)

- MDOS 2.21 (req. DSSD or larger (for floppy & hard drive systems)\$4.00
- GPL 1.5\$4.00
- Myarc Disk Manager 1.50\$4.00
- Myarc BASIC 3.0\$4.00
- MY-Word V1.21\$4.00
- Menu 80 (specify floppy or hard disk versions(s); includes SETCOLR, SHOWCOLOR, FIND, XUTILS, REMIND\$4.00

GENEVE PUBLIC DOMAIN DISKS

These disks consists of public domain programs available from bulletin boards. If ordering DSSD, specify whether Myarc or CoeComp.

| | SSSD | DSSD | DSSD |
|-----------------------------------|--------|--------|--------|
| <input type="checkbox"/> Series 1 | \$9.00 | \$7.00 | \$5.00 |
| <input type="checkbox"/> Series 2 | \$9.00 | \$7.00 | \$5.00 |
| <input type="checkbox"/> Series 3 | \$9.00 | \$7.00 | \$5.00 |
| <input type="checkbox"/> Series 4 | \$9.00 | \$7.00 | \$5.00 |
| <input type="checkbox"/> Series 5 | \$9.00 | \$7.00 | \$5.00 |
| <input type="checkbox"/> Series 6 | \$9.00 | \$7.00 | \$5.00 |

SECOND CLASS

POSTMASTER: RETURN TO:
 MICROpendium
 P.O. Box 1343
 Round Rock, TX 78680