

SONY.



The monitor image is simulated.

# HVR-1500

Digital HD Videocassette Recorder

[www.sony.com/HDV](http://www.sony.com/HDV)

# Bringing a New Level of Functionality and Robustness to HDV Productions – the HVR-1500 HDV Recorder

The HVR-1500 is an HDV™ source feeder/ recorder\*1 positioned at the top of the Sony HDV Series. Inheriting the design concept of the market-acclaimed DSR-1500A, the HVR-1500 offers the same convenient features that professional users demand, such as quick mechanical response, multi-format DV playback, and a rich set of professional video/audio interfaces ranging from analog to digital SDI and AES/EBU. The HVR-1500 also offers HD-SDI output and RS-422A control capabilities, bridging HDV source footage and assets with high-end HD formats and HD editing equipment.

The HVR-1500 can also be used as a standard definition DVCAM™ recorder, in which case the same editing features as the DSR-1500A are offered.

The HVR-1500 is certainly the HDV recorder of choice for environments where robustness and functionality are prime concerns.

\*1 In HDV mode, editing capabilities are not available.

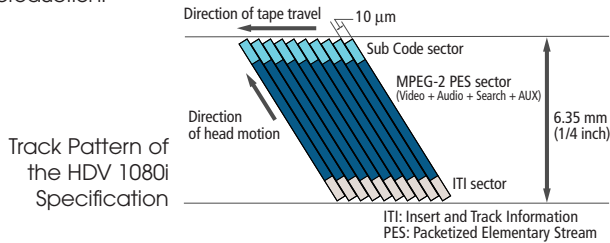


The monitor image is simulated.

# HDV FORMAT

## HDV 1080i Specification

The HDV 1080i specification\*2 for the HDV format features 1,080 effective scanning lines (interlace scanning system) and 1,440 horizontal pixels. It adopts the MPEG-2 compression format (MP@H-14 for video), which uses 8-bit digital component recording with a sampling rate of 4:2:0. MPEG-1 Audio Layer II is used as the audio compression format, allowing for two-channel recording with a sampling frequency of 48 kHz/16-bit. The HDV 1080i specification provides the high picture quality required for HDTV program production.



## Compatible with Existing and New DV Videocassette Tapes

As a member of the proven DV family of formats, the HDV format was developed from the outset to be compatible with all grades of DV videocassette tape. This allows operators to use high-grade DV videocassette tapes for applications where high robustness is critical, or consumer-grade videocassette tapes for more economical operations. For heavy-duty applications, the DigitalMaster high-grade cassette tape has been developed. This tape is compatible with the HDV, DVCAM, and DV formats.



\*2 Although it is not used in Sony HDV products, the HDV format also defines the HDV 720p specification, which features 720 effective scanning lines (progressive scanning system) and 1,280 horizontal pixels.

## VERSATILE RECORDING & PLAYBACK

### Switchable Recording -HDV 1080i/DVCAM/DV and 60i/50i

The HVR-1500 can be switched between HDV 1080i\*1, DVCAM, and DV (SP) \*3 recording modes, providing full flexibility to record in either standard definition or high definition depending on your production needs. In addition, it can be switched between 60i and 50i modes, eliminating the need for two separate VTRs, one for each standard.

\*1 In HDV mode, editing capabilities are not available.

\*3 The HVR-1500 supports DV (SP) mode only; DV (LP) mode is not available. Assemble or insert editing is not supported in DV (SP) mode.

### Playback Compatibility with DV (25 Mb/s) Family Formats

For operational versatility, the HVR-1500 is designed to play back DV (25 Mb/s) family format recorded tapes without a mechanical adaptor and without having to switch playback modes on the menu. DVCPRO™ 25 recorded tapes (M-size cassettes) can also be played back.

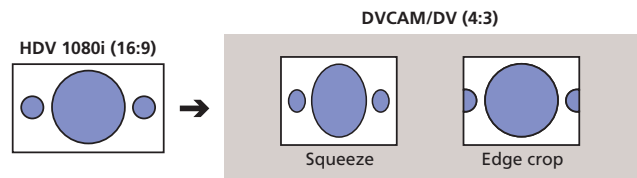


### Long Recording Time

The HDV format adopts the same track pitch and tape speed as the DV format, thus offering the same recording time - a maximum of 276 minutes when recording on a PHDV-276DM DigitalMaster® standard cassette tape and 63 minutes when recording on a PHDVM-63DM DigitalMaster mini cassette tape. The DVCAM format adopts a wider track pitch than the HDV/DV format (15 µm compared to 10 µm), and offers a maximum recording time of 184 minutes on a PDV-184N standard cassette tape and 40 minutes on a PDVM-40N mini cassette tape.

### Down-conversion Capability

The HVR-1500 has a built-in down-conversion capability that allows 1080i recordings to be output as 480i and 576i signals from the i.LINK® and SD-SDI interfaces. These signals can also be output from the analog component, composite, or S-Video connectors. This allows 1080i recordings to be edited using nonlinear editing systems running DV editing software or to be viewed on an SD monitor. When down-converting the 1080i recording, the aspect ratio displayed can be converted from 16:9 to 4:3. Display modes can be selected from Squeeze or Edge crop.



### Down-conversion Formats and Interfaces

#### 60i System

Recording Format		Playback/Down-conversion Format	Output					
			HD-SDI	SD-SDI	i.LINK	Analog Component	Analog Composite	S-Video
HDV	1080/60i*	1080/60i	○	—	○	○	—	—
		480/60i*	—	○	○	○	○	○
DVCAM	480/60i*	—	—	○	○	○	○	
DV(SP)		—	○	○	○	○	○	
DVCPRO 25**	—	—	○	—	○	○	○	

#### 50i System

Recording Format		Playback/Down-conversion Format	Output					
			HD-SDI	SD-SDI	i.LINK	Analog Component	Analog Composite	S-Video
HDV	1080/50i	1080/50i	○	—	○	○	—	—
		576/50i	—	○	○	○	○	○
DVCAM	576/50i	—	—	○	○	○	○	
DV(SP)		—	○	○	○	○	○	
DVCPRO 25**	—	—	○	—	○	○	○	

\*\*60i indicates a field rate of 59.94 Hz.

\*\*The HVR-1500 can play back but cannot record DVCPRO 25 signals.

## PROFESSIONAL INTERFACES

A full range of professional interfaces are available, allowing for flexible analog or digital configurations in both SD and HD systems. This allows operators to integrate the HVR-1500 exactly according to their system needs.

### HD-SDI Interface

The HVR-1500 provides an HD-SDI output<sup>\*4</sup> <sup>\*5</sup> capability, through which 1080/60i or 1080/50i HDV recordings can be output in normal playback and search modes. Time code and audio signals are embedded in this HD-SDI output. This interface allows operators to integrate HDV footage and assets easily into existing HD-SDI-based editing systems such as the HDCAM™ and XDCAM™ HD systems.

<sup>\*4</sup> HDV signals fed to the HVR-1500's i.LINK interface cannot be converted and output from the HD-SDI interface. The i.LINK input signal must be recorded to the HDV tape first.

<sup>\*5</sup> DVCAM/DV playback signals cannot be up-converted for HD-SDI output.

### SD-SDI Interface

The HVR-1500 also provides SD-SDI input<sup>\*6</sup>/output capability. Time code and audio signals are embedded in the SDI signal. This allows the HVR-1500 to connect with a wide variety of digital equipment including SDI-based editing systems.

<sup>\*6</sup> SD-SDI signals fed to the HVR-1500's SD-SDI interface cannot be up-converted to HDV signals for recording to tape or to HD-SDI signals for output from the HD-SDI interface.

### AES/EBU Interface

For professional digital audio needs, the HVR-1500 offers AES/EBU digital audio inputs/outputs.<sup>\*7</sup>

<sup>\*7</sup> AES/EBU input for SD recording only.

## PROFESSIONAL CONTROL

### RS-422A Control

The HVR-1500 is equipped with an RS-422A interface, which is the industry standard for professional editing. This allows the VTR to interface with other Sony VTRs, editing controllers such as the Sony RM-280 Editing Controller, and nonlinear editing systems.

The RS-422A offers frame-accurate insert and assemble editing in DVCAM mode. It can also be used for source feeding<sup>\*10</sup> in HDV mode.

<sup>\*10</sup> The availability of frame-accurate control is dependent on the connected editing controller. For information on compatible editing controllers, please contact your nearest Sony office.

### HD and SD Reference Inputs

The HVR-1500 accepts both HD and SD reference signals.

### Time Code Input/Output

The HVR-1500 has a time code input/output capability to synchronize time code when making tape copies.

### Built-in Signal Generator

Equipped with a built-in signal generator, the HVR-1500 can generate color bars or black burst for video, and a 1-kHz tone or silent signal for audio. These signals can be recorded to tape when the HVR-1500 is operating in DVCAM or DV mode<sup>\*11</sup> to create a pre-stripped tape prior to editing. They can also be output from the analog and digital interfaces to adjust other equipment in the system.

<sup>\*11</sup> Recording these signals to tapes in the HDV format is not available.

### i.LINK Interface

The HVR-1500 is equipped with a 6-pin i.LINK <sup>\*7</sup> <sup>\*8</sup> interface. This allows it to transfer digital video, audio, and command signals (in HDV, DVCAM, and DV format) to a compatible VTR or nonlinear editing system via just a single cable.

<sup>\*7</sup> i.LINK is a trademark of Sony used only to designate that a product contains an IEEE 1394 connector. Not all products with an i.LINK connector will necessarily communicate with each other. For information on compatibility, operating conditions, and proper connection, please refer to the documentation supplied with any device with an i.LINK connector. For information on devices that include an i.LINK connection, please contact your nearest Sony office.

<sup>\*8</sup> DVCAM/DV signals fed to the HVR-1500's i.LINK interface cannot be up-converted to HDV signals for recording to tape or to HD-SDI signals for output from the HD-SDI interface.

### Analog Interfaces

As standard, the HVR-1500 provides analog output interfaces for video and audio. These include composite, component, and S-Video (Y/C) outputs and two channels of audio output (via XLR connectors). Using these interfaces, the HVR-1500 can act as a source feeder for an analog editing system and as a simple playback viewer in various applications such as broadcast station studios, OB vehicles, and production offices. By installing the optional HVBK-1505 Analog Input Board, a full range of analog video and audio inputs also become available, allowing a smooth transition to digital systems.

## OPERATIONAL RELIABILITY

By packing sophisticated mechanical technologies into its robust aluminum diecast chassis, the HVR-1500 provides the reliable operations that today's video professionals demand.

### Quick Response Mechanism

Quick mechanical response is an essential requirement for professional video production. The HVR-1500 provides this feature by using a reliable direct reel and drum motor mechanism. Fast forward and rewind speeds are an impressive +/- 85 times normal play speed. In HDV mode, the color picture search<sup>\*12</sup> speeds are +/-8 and +/-24 times normal play speed, and in DVCAM mode they are between -60 and +60 times normal play speed.

In editing environments, where speed and time are critical, this mechanism reduces the frustration editors often feel when they are searching for specific scenes.

<sup>\*12</sup> The color picture search function can be controlled through the RS-422A interface.

### Tape and Head Cleaner for Reliable Operation

The HVR-1500 incorporates a tape cleaner that adopts a high-grade sapphire blade. This tape cleaner helps prevent signal dropouts by cleaning away particles that accumulate while the tape is running. The recorder also incorporates a head cleaner to maintain the performance of the drum heads. These cleaners improve the reliability of recording and playback.

# OPERATIONAL CONVENIENCE

## Built-in 2.7-inch LCD Monitor

The HVR-1500 is equipped with a 2.7-inch\*<sup>13</sup> color LCD monitor with a high resolution of 211 K dots. This allows operators to view the input source during recording and check the playback picture in a 16:9 widescreen aspect ratio. It can also display the 4-channel audio level meters and time code, as well as setup menus for video, audio, and VTR settings. Three different display modes can be selected, as shown below.

Full Screen Display Mode



Status Display Mode



Small Screen Display Mode



The monitor images are simulated.

\*<sup>13</sup> Viewable area, measured diagonally.

## Auto Repeat

The HVR-1500 has a convenient auto repeat function. This enables the VTR to automatically rewind the tape to either the beginning of the tape or to a user-defined index point, and to start playback again from there. Repeat start and stop index points can also be defined by setting time code values.

## Assign Button

Functions frequently used for VTR operations can be assigned to an ASSIGN button located on the front panel of the HVR-1500.

## Digital Slow Motion and Jog Sound (in DVCAM mode)

When used with an editing controller, such as the Sony RM-280 Editing Controller, the HVR-1500 can provide excellent digital slow motion and jog sound for DVCAM recordings. It offers variable speed playback within the range of -0.5 to +0.5 times normal play speed. This allows operators to locate editing points quickly and accurately using noiseless slow-motion playback pictures.

## Picture Search (in HDV mode)

With an editing controller, such as the Sony RM-280 Editing Controller, the HVR-1500 provides a convenient color picture search function for HDV recordings. \*<sup>14</sup>

Playback speed	Image quality
x24	Coarse
x8	Coarse
x1	Normal
x1/5	Normal
x1/10	Normal
x1/30	Normal
Forward frame-by-frame	Normal
STILL	Normal
x-1	Coarse
x-8	Coarse
x-24	Coarse

\*<sup>14</sup> In HDV mode, audio jog search is not supported and video jog search is supported in forward mode only.

## Picture Search Using Menu Keys

The HVR-1500 provides a picture search function via the menu keys on its front panel. By pressing the →/[B] and ←/[A] buttons, forward and reverse search of 8 and 10 times normal play speed is available in HDV and DVCAM/DV modes, respectively. The ↑ and ↓ buttons allow frame-by-frame picture search, as well as slow-motion playback.

Button operation	Slow motion playback	Recording format	
		HDV	DVCAM/DV
→/[B]	FWD search	x8	x10
←/[A]	REV search	x-8	x-10
↑	FWD frame-by-frame	Yes	Yes
↑ (held down)		x1/5	x1/2
↓	REV frame-by-frame	No	Yes
↓ (held down)		x-1	x-1/2

## Audio Level Control


Audio levels can be adjusted via the control knobs on the front panel. In recording mode, the input audio level of the analog XLR, SD-SDI, AES/EBU, and i.LINK\*<sup>15</sup> interfaces can be adjusted. In playback mode, the analog XLR, SD-SDI, HD-SDI, AES/EBU, and i.LINK\*<sup>15</sup> output audio levels can be controlled.

\*<sup>15</sup> In HDV mode, the input/output audio levels cannot be adjusted.

## OTHER FEATURES

- Compact Design (half-rack wide, 3U high)
- AC Operation (100 to 240V, 50/60 Hz)
- Low Power Consumption (approximate 60 W)
- VITC (Vertical Interval Time Code) (DVCAM format only)
- Video Processor Control via Menu
- Closed Caption Function (DVCAM/DV NTSC format only)
- SIRCS (Sony Integrated Remote Control System) Interface

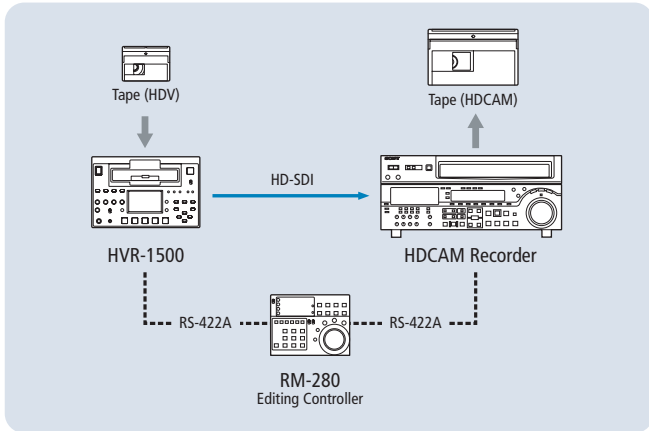
## REAR PANEL



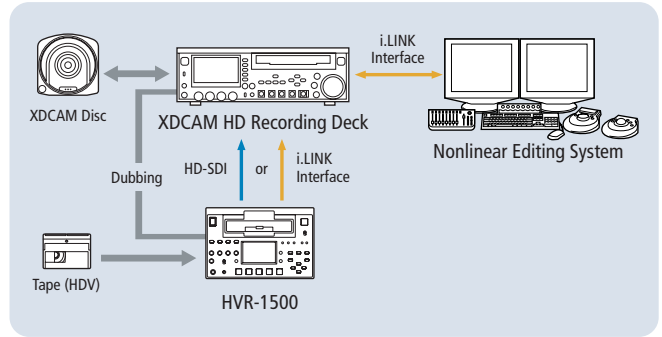
Rear panel of the HVR-1500 (with the optional HVBK-1505 board)

# APPLICATION EXAMPLES

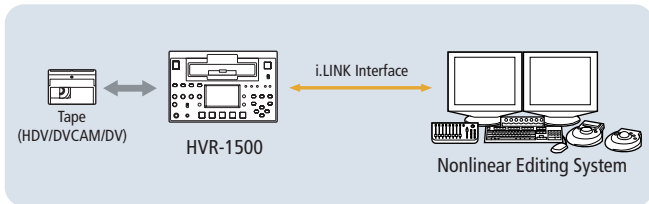
## HDV/HDCAM Linear Editing System



## HDV/XDCAM HD Production System



## HD/SD Nonlinear Editing System



# ACCESSORIES



# SPECIFICATIONS

		HVR-1500	
		60i system	50i system
<b>Recording/playback performance</b>			
Recording format		1080/60i <sup>11</sup> , 480/60i <sup>11</sup> (NTSC)	1080/50i, 576/50i (PAL)
Playback & down conversion format		1080/60i <sup>11</sup> , 480/60i <sup>11</sup> (NTSC)	1080/50i, 576/50i (PAL)
Tape speed	HDV/DV SP	18.812 mm/s	18.831 mm/s
	DVCAM	28.193 mm/s	28.221 mm/s
Playback/recording time	HDV/DV SP	Max. 276 min with PHDV-276DM cassette Max. 63 min with PHDVM-63DM cassette	
	DVCAM	Max. 184 min with PDV-184N cassette Max. 40 min with PDVM-40N cassette	
Fast forward/rewind time		Approx. 3 min with PHDV-276DM and PDV-184N cassette	
<b>Video Input</b>			
Digital video	SD-SDI (BNC x1)	Conforms to Serial Digital Interface (270Mb/s), SMPTE 259M	
Analog video	Ref. video (HD/SD) (BNC x2, loop-through connection) <sup>13</sup>	HD: bipolar tri-level sync, 0.3 Vp-p, 75 Ω, sync negative SD: black burst or composite sync, 0.286 Vp-p, 75 Ω, sync negative	
	Component <sup>12</sup> (BNC x3) <sup>13</sup>	Y: 1.0 Vp-p, 75 Ω, sync negative R-Y: 0.7 Vp-p, 75 Ω, (75% color bars) B-Y: 0.7 Vp-p, 75 Ω, (75% color bars)	
	Composite <sup>12</sup> (BNC x2, loop-through connection) <sup>13</sup>	1.0 Vp-p, 75 Ω, sync negative	
	S-Video <sup>12</sup> (BNC x2) <sup>13</sup>	Y: 1.0 Vp-p, 75 Ω, sync negative C: 0.286 Vp-p, 75 Ω (at burst level)	Y: 1.0 Vp-p, 75 Ω, sync negative C: 0.3 Vp-p, 75 Ω (at burst level)
<b>Audio Input</b>			
Digital audio	AES/EBU (BNC x2)	Conforms to AES-3id-1995	
Analog audio <sup>12</sup>	Audio (XLR 3-pin female x2)	+4/0/-6 dBu high impedance, balanced	+4/0/-3/-6 dBu, high impedance, balanced
<b>Video Output</b>			
Digital video	HD-SDI (BNC x2)	Conforms to Serial Digital Interface (1.485, 1.485/1.001 Gb/s), SMPTE 292M	
	SD-SDI (BNC x2)	Conforms to Serial Digital Interface (270 Mb/s), SMPTE 259M	Conforms to Serial Digital Interface (270 Mb/s), ITU-R BT.656
Analog video	Component (HD) (BNC x3) <sup>14</sup>	Y: 1.0 Vp-p, 75 Ω, sync negative R-Y: 0.7 Vp-p, 75 Ω B-Y: 0.7 Vp-p, 75 Ω	
	Component (SD) (BNC x3) <sup>14</sup>	Y: 1.0 Vp-p, 75 Ω, sync negative R-Y: 0.7 Vp-p, 75 Ω, (75% color bars) B-Y: 0.7 Vp-p, 75 Ω, (75% color bars)	Y: 1.0 Vp-p, 75 Ω, sync negative R-Y: 0.7 Vp-p, 75 Ω, (100% color bars) B-Y: 0.7 Vp-p, 75 Ω, (100% color bars)
	Composite (BNC x1) <sup>14</sup>	1.0 Vp-p, 75 Ω, sync negative	
	S-Video (BNC x2) <sup>14</sup>	Y: 1.0 Vp-p, 75 Ω, sync negative C: 0.286 Vp-p, 75 Ω (at burst level)	Y: 1.0 Vp-p, 75 Ω, sync negative C: 0.3 Vp-p, 75 Ω (at burst level)
Monitor video (BNC x1)	Composite, 1.0 Vp-p, 75 Ω, sync negative, with superimposed text information		
<b>Audio Output</b>			
Digital audio	AES/EBU (BNC x2)	Conforms to AEC-3id-1995	
Analog audio	Audio (XLR 3-pin male x2)	+4/0/-6 dBu, 600 kΩ loading, low impedance balanced	+4/0/-3/-6 dBu, 600 kΩ loading, low impedance, unbalanced
	Monitor (RCA pin x1)	-∞ to -11 dBu ±1 dB (-20 dBFS), 47 kΩ, unbalanced	-∞ to -9 dBu ±1 dB (-18 dBFS), 47 kΩ, unbalanced
	Headphones (JM-60 jack x1)	-∞ to -13 dBu (-20 dBFS), 8 Ω, unbalanced	-∞ to -11 dBu (-18 dBFS), 8 Ω, unbalanced
<b>i.LINK Interface</b>			
	i.LINK 6-pin x1 <sup>15</sup>	IEEE 1394-based	
<b>Time Code Input/Output</b>			
TC In	BNC x1	0.5 Vp-p to 18 Vp-p, 3.3 kΩ, unbalanced	
TC Out	BNC x1	2.2 Vp-p ±3 dB (when 600 Ω terminated), unbalanced	
<b>Remote</b>			
RS-422A		D-sub 9-pin (female) x1	
Control-S (SIRCS)		Stereo mini jack x1	
<b>General</b>			
Weight		Approx. 15 lb 3 oz (6.9 kg)	
Dimensions		8 3/8 x 5 1/8 x 16 5/8 inches (211(W) x 130 (H) x 420 (D) mm)	
Power requirement		AC 100 V to 240 V, 50/60 Hz	
Power consumption		Approx. 60 W	
Operating temperature		41 °F to 104 °F (5 °C to 40 °C)	
Storage temperature		-4 °F to +140 °F (-20 °C to +60 °C)	
Operating relative humidity		Less than 80%	
Storage relative humidity		Less than 90%	
<b>Supplied Accessories</b>			
		AC power cord x1 Operating instructions x1	

<sup>11</sup> "60i" indicates a field rate of 59.94 Hz. <sup>12</sup> The HVBK-1505 Analog Input Board is required. <sup>13</sup> Component, composite, and S-Video inputs share the same BNC connectors.

<sup>14</sup> Component, composite, and S-Video outputs share the same BNC connectors. <sup>15</sup> HDV and DV streams share the same i.LINK connector.

# SONY®

Sony Electronics Inc.  
One Sony Drive  
Park Ridge, NJ 07656  
www.sony.com/HDV

V-2355  
MK10395V1

© 2007 Sony Electronics Inc. All rights reserved.  
Reproduction in whole or in part without permission is prohibited.  
Features and specifications are subject to change without notice.  
All non-metric weights and measurements are approximate.  
Sony, DVCAM, i.LINK, DigitalMaster, HDCAM, XDCAM are trademarks of Sony.  
HDV and the HDV logo are trademarks of Sony Corporation and  
Victor Company of Japan, Limited.  
DVCPRO is a trademark of Matsushita Electric Industrial Co., Ltd.

Printed in U.S.A. 3/07