

SONY[®]

making **business** pleasure



VPL-CX3

XGA Micro-portable LCD Projector
with Memory Stick[®] Capability



Smart presentations

Memory Stick Compatibility

By using the IC recording Memory Stick media, giving a Microsoft® PowerPoint® presentation or showing digital photos* is a snap, with no need for connecting a PC to the projector. Functions such as Autorun or Startup are useful to make presentations look even smarter:

* Digital files complying with the DCF standard are supported.



Projector Station version 3

for Presentation

Preparing and running presentations with Memory Stick media is simple and easy, using the Sony Projector Station software*¹. PowerPoint (PPT, PPS) presentations, BMP, TIFF and JPEG files can be edited and saved on to the Memory Stick media with simple "drag & drop" operation*². Using this function, files in different formats can be combined into a single file, with slides converted to XGA, the most suitable resolution for the projector:



*¹ Projector Station version 3 software requirements: Microsoft Windows® 98, Windows 98 SE, Windows Me or Windows 2000 operating system.

*² All files are converted to JPEG Format.

for Control

Full projector control is also provided by the Projector Station software. Projector control from the computer is possible with a USB connection. Presentation materials can be assigned in the software prior to a presentation, and when it is time to make the presentation, they can be opened instantly by use of the Function keys on the remote control unit.



USB Compatibility

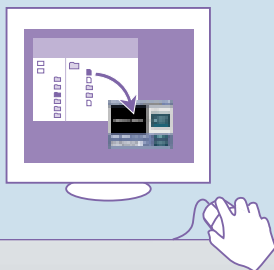
The VPL-CX3 is USB-ready, and it can serve as a USB hub for daisy chain connection of multiple devices. With USB connection, the Projector Station software can be used to

control the projector and to transfer file data between the computer and a Memory Stick inserted in the projector.

Easy PC-less Presentations


1

Edit and save your presentation files on to your Memory Stick with simple "drag & drop" operation.




2

Just take your VPL-CX3, Memory Stick and remote control unit.



3

You are all set to begin your presentation!



Compact, stylish and high-performance, plus Memory Stick convenience.

Sony has made ultra-compact projectors stylish, and now much more convenient. The new VPL-CX3 has Memory Stick compatibility which enables you to give PC-less presentations with simple operation. XGA resolution and 900 ANSI lumens* brightness mean that every image is clear and bright. Also providing USB compatibility, a full-function remote control and a variety of useful functions, the VPL-CX3 is a powerful presentation tool in a portable package.

New, innovative style

The VPL-CX3 sets new standards in visual styling with its simple and elegant external design. At first glance it appears as a simple, smooth shape – no lens, no projector controls, no connectors. Then, at the touch of a button, the front panel flips on to the top of the unit so that the operational controls now face upwards for convenient operation. Twin speakers, mounted on either side of the controls, are angled for optimum stereo imaging. A second panel on the side of the unit opens to reveal the input connectors.

High brightness and resolution



The VPL-CX3 offers an excellent light output of 900 ANSI lumens. Providing true XGA (1024 x 768) resolution utilizing three Sony 0.7-inch LCD panels, images are projected with outstanding clarity and detail.

Easy to carry

The VPL-CX3 is ultra-compact and lightweight, weighing approximately 2.5 kg (5 lb 8 oz). Its small size and light weight make the VPL-CX3 easy to carry in its supplied carrying bag, so that its clear and brilliant images can be projected anytime, anywhere.





For persuasive presentations

Useful Remote Control Unit

The supplied remote control unit, the RM-PJM11, has an integrated mouse function for point-and-click control of your



RM-PJM11

USB-connected computer. Memory Stick slide shows can be played with one push of the MS SLIDE key, and presentations assigned in the Projector Station software can be opened with a push of the Function key. The RM-PJM11 also has dedicated buttons for the Digital Zoom and Freeze functions, and Direct key control for Digital Keystone adjustment.

Quiet operation

Fan noise is low with a new air discharge system, with the exhaust positioned on the front of the unit. This means that the VPL-CX3 runs very quietly and the discharged air is kept away from the audience during presentations.



Simple setup

Multiscan® Converter

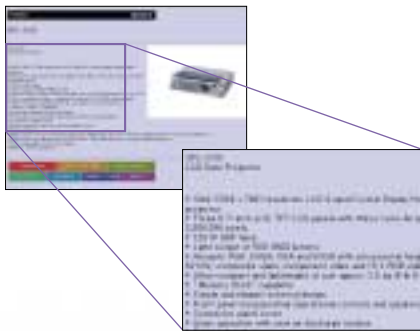
The VPL-CX3 has a built-in scan converter and accepts a variety of input signals: composite video, component video and RGB video, as well as PC signals up to SXGA. And with presets for 37 different signals, images can be reproduced in the most suitable signal mode in an instant.

Height Adjuster

The projector's shooting angle can be adjusted using the height adjuster, providing flexible projector installation setup.

4-times Digital Zoom

Any specific section of the projected image can be zoomed in during a presentation to assist in conveying a clear message.



Digital Keystone Correction

Keystone distortion of up to 15 degrees can be digitally corrected from the On-Screen Display or the supplied remote control unit. Images can be projected with the correct geometry even where installation space is limited.



OSD

The On-Screen Display for projector control is available in seven languages: English, French, Spanish, German, Italian, Japanese and Chinese. Its screen position and color can be altered, depending on user preference.



Freeze

The Freeze function displays a freeze-frame while preparing or switching to the next image.

Stereo Speakers

The VPL-CX3 is equipped with two speakers, heightening the effectiveness of the presentations by adding stereo audio.

APA (Auto Pixel Alignment)

With APA, a single-button "press and play" operation ensures that the display is correctly sized and adjusted for optimum picture performance.

Specifications

		VPL-CX3
OPTICAL	Projection system	3 LCD panels, 1 lens projection system
	LCD panel	0.7-inch p-Si TFT LCD panel with Micro Lens Array 2,359,296 pixels (786,432 pixels x 3)
	Projection lens	1.3 times zoom lens, F1.8 to 2.2, f28.4 to 34.0 mm
	Lamp	120 W UHP lamp
	Screen coverage	40 to 150 inches (viewable area, measured diagonally)
	Light output	900 ANSI lumens*
	Throwing distance (Screen size**)	
	40-inch	1593 to 1845 mm
	60-inch	2413 to 2789 mm
	80-inch	3232 to 3733 mm
	100-inch	4051 to 4677 mm
	120-inch	4870 to 5621 mm
	150-inch	6099 to 7037 mm
SIGNALS	Color system	NTSC, PAL, SECAM, NTSC4.43, PAL-M, PAL-N
	Resolution	VIDEO: 750 TV lines, RGB: 1024 x 768 pixels
	Acceptable signals	RGB (fH: 15 to 92 kHz, fV: 48 to 85 Hz), 15 kHz component 50/60 Hz system, composite video, Y/C video
GENERAL	Cabinet color	Silky Silver
	Speaker	Max. 0.5 W x 2 (stereo)
	Power requirements	AC 100 to 240 V, 50/60 Hz
	Power consumption	Max. 190 W, Standby 5 W
	Operating temperature	0 to 35 °C (32 to 95 °F)
	Operating humidity	35 to 85 %
	Dimensions	275 (W) x 65 (H) x 214 (D) mm (10 ⁷ / ₈ x 2 ⁵ / ₈ x 8 ¹ / ₂ inches)
	Weight	Approx. 2.5 kg (5 lb 8 oz)
	Heat dissipation	648.4 BTU
	INPUTS / OUTPUTS	VIDEO IN
Composite		Phono, 1.0 Vp-p ±2 dB, sync negative, 75 Ω
Y/C IN		Mini DIN 4-pin
Y		1.0 Vp-p ±2 dB, sync negative, 75 Ω
C		Burst 0.286 Vp-p ±2 dB (NTSC), 75 Ω or 0.3 Vp-p ±2 dB (PAL), 75 Ω
INPUT A		
Analog RGB/Component		HD D-sub 15-pin (female)
R/R-Y		0.7 Vp-p ±2 dB, positive, 75 Ω
G		0.7 Vp-p ±2 dB, positive, 75 Ω
G with Sync/Y		1.0 Vp-p ±2 dB, sync negative, 75 Ω
B/B-Y		0.7 Vp-p ±2 dB, positive, 75 Ω
SYNC/HD		
Composite sync		1.0 to 5.0 Vp-p, high impedance positive/negative
Horizontal sync		1.0 to 5.0 Vp-p, high impedance positive/negative
VD		
Vertical sync		1.0 to 5.0 Vp-p, high impedance positive/negative
Memory Stick slot		x 1
USB HUB	Up (B type female) x 1, Down (A type female) x 1	
AUDIO IN	Stereo mini jack, 500 mV rms, impedance more than 47 kΩ	
SAFETY REGULATIONS	UL1950, cUL (CSA No.950), FCC Class B, IC Class B, NEMKO (EN60950), CE (LVD, EMC), C-Tick, CCIB	
SUPPLIED ACCESSORIES	Remote Commander RM-PJM11, "MemoryStick" (8 MB), Monitor Cable, USB cable: A type to B type, USB Application Software Projector Station, Carrying Bag, Ferite Core, AA size Battery (2), Air Filter, AC Power Cord, Operation Manual, Quick Reference Sheet	

*1 ANSI lumens is a measuring method of the American National Standards Institute IT7.228.

** Viewable area, measured diagonally.

Preset Data of Input Signals

Memory No.	Preset Signal	fH (kHz)	fV (Hz)	H/V Polarity	
1	Video 60 Hz	15.734	59.940	N/N	
2	Video 50 Hz	15.625	50.000	N/N	
3	15 K RGB/Component 60 Hz	15.734	59.940	S on G	
4	15 K RGB/Component 50 Hz	15.625	50.000	S on G	
5	—	—	—	—	
6	640 x 350	VGA mode 1	31.469	70.086	P/N
7		VGA VESA 85 Hz	37.861	85.080	P/N
8	640 x 400	PC-9801 Normal	24.823	56.416	N/N
9		VGA mode 2	31.469	70.086	N/P
10		VGA VESA 85 Hz	37.861	85.080	N/P
11	640 x 480	VGA mode 3	31.469	59.940	N/N
12		Macintosh 13"	35.000	66.667	S on G
13		VGA VESA 72 Hz	37.861	72.809	N/N
14		VGA VESA 75 Hz	37.500	75.000	N/N
15		VGA VESA 85 Hz	43.269	85.008	N/N
16	800 x 600	SVGA VESA 56 Hz	35.156	56.250	P/P
17		SVGA VESA 60 Hz	37.879	60.317	P/P
18		SVGA VESA 72 Hz	48.077	72.188	P/P
19		SVGA VESA 75 Hz	46.875	75.000	P/P
20		SVGA VESA 85 Hz	53.674	85.061	P/P
21	832 x 624	Macintosh 16"	49.724	74.550	N/N
22	1024 x 768	XGA VESA 43 Hz	35.524	43.479	P/P
23		XGA VESA 60 Hz	48.363	60.004	N/N
24		XGA VESA 70 Hz	56.476	70.069	N/N
25		XGA VESA 75 Hz	60.023	75.029	P/P
26		XGA VESA 85 Hz	68.677	84.997	P/P
27	1152 x 864	SXGA VESA 70 Hz	63.995	70.016	P/P
28		SXGA VESA 75 Hz	67.500	75.000	P/P
29		SXGA VESA 85 Hz	77.487	85.057	P/P
30	1152 x 900	Sunmicro LO	61.795	65.960	N/N
31		Sunmicro HI	71.713	76.047	C Neg
32	1280 x 960	SXGA VESA 60 Hz	60.000	60.000	P/P
33		SXGA VESA 75 Hz	75.000	75.000	P/P
34	1280 x 1024	SXGA VESA 43 Hz	46.433	43.436	P/P
35		SIG-5	53.516	50.062	S on G
36		SXGA VESA 60 Hz	63.974	60.013	P/P
37		SXGA VESA 75 Hz	79.976	75.025	P/P
38		SXGA VESA 85 Hz	91.146	85.024	P/P

* Images may not be reproduced correctly when signals other than the above are input.

Optional Accessories

Projector Lamp
(for replacement)
LMP-C121

Signal Cables
SMF-402
(HD D-sub 15-pin to
HD D-sub phono x 3,
for component signal)

SMF-410
(HD D-sub 15-pin to
HD D-sub 15-pin, for RGB signal)

Signal Adaptor
ADP-20
(Macintosh® to VGA)

50-inch Portable Screen
VPS-50C*

* Not available in some areas. For details, please contact your nearest Sony office.



LMP-C121

Control Panel



Connector Panel




SONY[®]

Sony Electronics Inc.
One Sony Drive
Park Ridge, NJ 07656
www.sony.com/projectors

©2001 Sony Electronics Inc. All rights reserved.

Reproduction in whole or in part without permission is prohibited.
Features and specifications are subject to change without notice.

All non-metric weights and measures are approximate.

Sony, Memory Stick, Multiscan and  are trademarks of Sony.

Microsoft, PowerPoint, and Windows are registered trademarks of Microsoft Corporation.

Macintosh is a registered trademark of Apple Computer, Inc.