

SONY[®]

making **business** pleasure

Bright, Stylish and Spectacular in Action.



VPL-CX6/CS6/EX1

Data Projectors

An impressive lineup of projectors with superb brightness and a fashionable design - the preferred choice for professional presentations.

The VPL-CX6, VPL-CS6, and VPL-EX1 are the latest additions to the Sony family of high-quality portable projectors that are ideal for handling presentations when you are always on the move.

Compact and lightweight, the VPL-CX6 provides a spectacular brightness of 2000 ANSI lumens*, in addition to true XGA (1024 x 768) resolution and a full range of performance features. The VPL-EX1 provides true XGA resolution with a brightness of 1500 ANSI lumens and all the powerful features found in the VPL-CX6. Sony also offers the entry-level VPL-CS6 with SVGA (800 x 600) resolution and a brightness of 1800 ANSI lumens, making it a cost-effective choice without sacrificing features and expected Sony quality.



*ANSI lumen is a measuring method of the American National Standard Institute IT7.228.

Since there is no uniform method of measuring brightness, specifications will vary among manufacturers.





Superb Brightness up to 2000 ANSI Lumens

For superb brightness, these new Sony portable projectors use Sony's original Virtual Light system with a super-high-aperture liquid-crystal panel and a striking ultra-bright 165W UHP lamp. An elliptical reflector provides an extremely smooth surface that collects light with exceptional efficiency, and a concave lens provides a very small and precise light source. In combination, these innovations give you a bright, sharp, eye-pleasing image.

Short Focal-Length Zoom Lens

The VPL-CX6 and VPL-CS6 models are equipped with an all-new zoom lens that has a focal length of 2.5m at 80 inches, enabling large-sized images to be projected, even in a limited space.

*The focal length of the VPL-EX1 is 3.1 m at 80 inches.

Cutting-Edge Style, Carry-On Portability

With simple, elegant cabinet designs, the VPL-CX6, VPL-CS6, and VPL-EX1 models take projector styling to new levels. Only the most commonly used buttons are located on the sleek top panel, giving the cabinet a flat, smooth appearance and making it easy to handle when you're in transit. Other controls and connectors are conveniently concealed behind a cover when not in use.

To lighten your load, all three models weigh less than 2.7 kg (5 lb 15 oz). And they come with a soft carrying case, so your projector can be at your side and ready for action – anywhere, any time.

Smart Presentations

Present with Memory Stick® Media (VPL-CX6 only)

Why count on an external computer? With high-performance Memory Stick media, including the new-format, higher-capacity Memory Stick PRO™ media, you can give PC-less presentations that run direct from your projector. Showing Microsoft® PowerPoint® presentations, TIFF and JPEG files, and even digital photos¹ is quick and easy. Control functions such as AutoRun and Start Up functions allow you to set up and start presenting instantly, without connecting to a PC – making your presentations look even more professional.



* 1 Digital files complying with the DCF standard are supported.





USB Compatibility, Remote-Control Convenience

The VPL-CX6, VPL-CS6, and VPL-EX1 projectors are all USB-ready. In addition, the VPL-CX6 and VPL-CS6 are supplied with a dedicated remote-control unit (right photo) that offers an integrated wireless mouse function for point-and-click control of your USB-connected computer. The VPL-EX1 is equipped with a card-size remote-control unit^{*1}.

Both remote-control units are equipped with keys that enable users to control multiple functions quickly and easily, providing seamless presentations that keep your audience involved.



* 1 The card-size remote-control unit does not support the wireless mouse function.

Projector Station Software (VPL-CX6 only)

Connect a PC running Sony Projector Station software^{*1} to your projector's USB port and you can select input and Picture Muting from your PC. And if your presentation materials have been assigned to the software beforehand, they can be opened instantly.

* 1 Projector Station software is supplied with VPL-CX6 only. Projector Station software requirements: Microsoft Windows® 98, Windows 98 SE, Windows Me, Windows 2000 or Windows XP.

Wide Range of Powerful Inputs

The VPL-CX6, VPL-CS6, and VPL-EX1 projectors have built-in scan converters, so they can accept composite video, component video or RGB video input signals. The VPL-CX6 and VPL-EX1 also accept PC signals up to SXGA+, while the VPL-CS6 accepts signals up to XGA resolution.

Additional Professional Features

On-Board Audio Support

An audio amplifier and speaker are included, so you can provide audio in your presentations without adding an external amp and speaker system.

On-Screen Display in 13 Languages

The on-screen display for projector control is available in thirteen languages: English, Dutch, French, Italian, German, Spanish, Portuguese, Russian, Swedish, Norwegian, Japanese, Chinese, and Korean. You can also alter the screen position and color of the display to suit your preference.



Password-Authentication System

This function restricts unauthorized use of the projector. Once a password has been set, the VPL-CX6, VPL-CS6, and VPL-EX1 cannot be used without it.

4X Digital Zoom

Freeze function

Picture Muting function^{*1}

* 1 The supplied remote control unit of the VPL-EX1 does not have this function.

Memory Stick Media Compatibility Chart

	Recording/Playback
Memory Stick Memory Stick (with memory select function) Memory Stick Duo	○
Memory Stick ROM	○ ^{*1}
MagicGate Memory Stick MagicGate Memory Stick Duo	○ ^{*2}
Memory Stick PRO	○ ^{*3}

* 1 Data stored in Memory Stick ROM is read-only and cannot be changed.

* 2 Data recording/playback that requires MagicGate functions cannot be performed.

* 3 Memory Stick PRO Media slot tested to support up to 1GB media capacity. Operation is not guaranteed for Memory Stick PRO beyond this capacity.

When using a Memory Stick Duo in VPL-CX6, always insert the Memory Stick Duo into the sold separately Memory Stick Duo adaptor. If you insert a Memory Stick Duo without the Memory Stick Duo adaptor, you may be unable to remove the Memory Stick Duo.

Not all types of Memory Stick media are guaranteed to operate.

Memory Stick PRO features vary by and are dependent upon the design of host hardware devices.

Memory Stick PRO Media slot:

- does not support high speed data transfer;
- does not support MagicGate copyright protection technology;
- does not support access control security function.

Easy File Preparation for Still Pictures and Movies (VPL-CX6 only)

You can easily create slide shows or on-screen movies by using a JPEG still-picture file or an MPEG-1 movie file. PowerPoint (PPT, PPS) presentations, BMP, TIFF and JPEG files can be edited and saved on Memory Stick media^{*1} with drag-and-drop simplicity^{*2} using the supplied Sony Projector Station software.^{*3} Even files of different formats can be automatically combined into a single file.

* 1 Memory Stick media can display the following MPEG-1 movie formats: MPEG MOVIE, MPEG MOVIE EX, MPEG MOVIE CV, MPEG MOVIE HQ, MPEG MOVIE HQX, MPEG MOVIE AD, and MPEG1 from Sony VAIO® Giga Pocket™ devices (equivalent to a Video CD).

* 2 All files are converted to JPEG format.

* 3 Projector Station software is supplied with VPL-CX6 only. Projector Station software requirements: Microsoft Windows® 98, Windows 98 SE, Windows Me, Windows 2000 or Windows XP.

Intelligent Auto Setup

Ready to present? Just turn on the power and your projector initiates a host of sophisticated functions. Your previous settings are held in memory and can be recalled automatically.

Powered Lens Protector

When power is switched on, the powered lens protector opens automatically. You'll never waste time looking for a missing lens cover again – it's always safe on your projector.



Powered Tilt Adjuster and Auto Keystone Correction

A power-operated tilt adjuster sets the projector's shooting angle, and keystone distortion is automatically corrected according to the tilt angle. The tilt angle is adjustable from the remote-control unit and the new setting is retained in memory. Keystone distortion can be corrected up to 15 degrees. This means you can project images with correct geometry even where installation space is limited.

Auto



Powered tilt



Auto Keystone

Smart APA (Auto Pixel Alignment)

A Smart APA function automatically sizes and adjusts your image display for optimum picture performance – allowing you to concentrate on your presentation, rather than time-wasting technical adjustments.

Auto Input Search

Because the VPL-CX6, VPL-CS6, and VPL-EX1 models can automatically detect the presence of a connected input signal, images are projected the instant you turn on the power or push the input button.



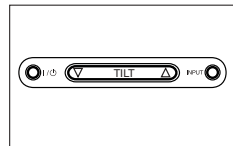
Specifications

	VPL-CX6	VPL-CS6	VPL-EX1
OPTICAL			
Projection system	3 LCD panels, 1 lens projection system		
LCD panel	0.7-inch p-Si TFT LCD panel with Micro Lens Array, 2,359,296 pixels (786,432 pixels x 3)	0.7-inch p-Si TFT LCD panel, 1,440,000 pixels (480,000 pixels x 3)	0.7-inch p-Si TFT LCD panel with Micro Lens Array, 2,359,296 pixels (786,432 pixels x 3)
Projection lens	1.2 times zoom lens, F1.8 to 2.1, f23.0 to 27.6 mm		
Lamp	165 W UHP lamp		
Screen coverage	40 to 150 inches*1		
Light output	2000*2 ANSI lumens*3	1800*2 ANSI lumens*3	1500*2 ANSI lumens*3
Throwing distance (Screen size*1)			
40-inch	1.2 to 1.5 m (3.9 to 4.9 feet)		1.5 to 1.9 m (4.9 to 6.2 feet)
60-inch	1.9 to 2.3 m (6.2 to 7.6 feet)		2.3 to 2.9 m (7.5 to 9.5 feet)
80-inch	2.5 to 3.0 m (8.2 to 9.8 feet)		3.1 to 3.8 m (10.2 to 12.5 feet)
100-inch	3.2 to 3.8 m (10.5 to 12.5 feet)		3.9 to 4.8 m (12.8 to 15.7 feet)
120-inch	3.8 to 4.6 m (12.5 to 15.1 feet)		4.7 to 5.7 m (15.4 to 18.7 feet)
150-inch	4.7 to 5.7 m (15.4 to 18.7 feet)		5.9 to 7.2 m (19.4 to 23.6 feet)
SIGNALS			
Color system	NTSC, PAL, SECAM, NTSC 4.43, PAL-M, PAL-N		
Resolution	VIDEO: 750 TV lines, RGB: 1024 x 768 pixels	VIDEO: 600 TV lines, RGB: 800 x 600 pixels	VIDEO: 750 TV lines, RGB: 1024 x 768 pixels
Acceptable computer signals	RGB (fH: 19 to 92 kHz, fV: 48 to 92 Hz (up to SXGA + (fV: 60Hz)))	RGB (fH: 19 to 72 kHz, fV: 48 to 92 Hz (up to XGA + (fV: 85Hz)))	RGB (fH: 19 to 92 kHz, fV: 48 to 92 Hz (up to SXGA + (fV: 60Hz)))
Acceptable video signals	15 kHz component 50/60 Hz system, composite video, Y/C video		
GENERAL			
Speaker	Max. 1 W (mono)		
Power requirements	AC 100 to 240 V, 50/60 Hz		
Power consumption	Max. 240 W, Standby 7 W	Max. 240 W, Standby 5 W	
Operating temperature	0 to 35 °C (32 to 95 °F)		
Operating humidity	35 to 85 %		
Dimensions	285 (W) x 68 (H) x 228 (D) mm (11 1/4 x 2 3/4 x 9 inches)**		
Weight	Approx. 2.7 kg (5 lb 15 oz)		
Heat dissipation	819 BTU		
INPUTS			
VIDEO IN	Phono, 1.0 Vp-p ±2 dB, sync negative, 75 Ω		
Composite Y/C IN	Mini DIN 4-pin		
Y	1.0 Vp-p ±2 dB, sync negative, 75 Ω		
C	Burst 0.286 Vp-p ±2 dB (NTSC), 75 Ω or 0.3 Vp-p ±2 dB (PAL), 75 Ω		
INPUT A	HD D-sub 15-pin (female)		
Analog RGB/Component	0.7 Vp-p ±2 dB, positive, 75 Ω		
R/R-Y	0.7 Vp-p ±2 dB, positive, 75 Ω		
G	0.7 Vp-p ±2 dB, positive, 75 Ω		
G with Sync/Y	1.0 Vp-p ±2 dB, sync negative, 75 Ω		
B/B-Y	0.7 Vp-p ±2 dB, positive, 75 Ω		
SYNC/HD			
Composite sync	1.0 to 5.0 Vp-p, high impedance positive/negative		
Horizontal sync	1.0 to 5.0 Vp-p, high impedance positive/negative		
VD			
Vertical sync	1.0 to 5.0 Vp-p, high impedance positive/negative		
Memory Stick slot	x 1	—	
USB	Up (B type female)		
AUDIO IN	Stereo mini jack, 500 mV rms, impedance more than 47 kΩ		
SAFETY REGULATIONS	UL, cUL, FCC Class B, IC Class B, NEMKO, CE (LVD), CE (EMC), C-Tick, CCC		
SUPPLIED ACCESSORIES	Remote Commander, Monitor Cable, USB Cable: A type to B type, Soft Case, AA size Battery (2), Air Filter, AC Power Cord, Operation Manual, Quick Reference Sheet, CD-ROM (Application Software), Security label	Remote Commander, Monitor Cable, USB Cable: A type to B type, Soft Case, AA size Battery (2), Air Filter, AC Power Cord, Operation Manual, Quick Reference Sheet, Security label	Remote Commander, Monitor Cable, Soft Case, Lithium Battery CR2025 (1), Air Filter, AC Power Cord, Operation Manual, Quick Reference Sheet, Security label

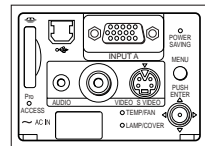
*1 Viewable area, measured diagonally. *2 When the Lamp Mode is set to "High".

*3 ANSI lumens is a measuring method of the American National Standards Institute IT7.228. *4 Excluding all protruding parts.

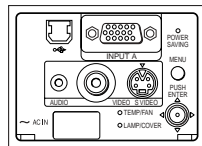
Control Panel



Connector Panel



VPL-CX6



VPL-CS6
VPL-EX1

Preset Data of Input Signals

Memory No.	Preset Signal	fH (kHz)	fV (Hz)	H/V Polarity	
1	Video 60 Hz	15.734	59.940	-	
2	Video 50 Hz	15.625	50.000	-	
3	15 K RGB/Component 60 Hz	15.734	59.940	S on G	
4	15 K RGB/Component 50 Hz	15.625	50.000	S on G	
5					
6	640 x 350	VGA mode 1	31.469	70.086	P/N
7		VGA VESA 85 Hz	37.861	85.080	P/N
8	640 x 400	PC-9801 Normal	24.823	56.416	N/N
9		VGA mode 2	31.469	70.086	N/P
10		VGA VESA 85 Hz	37.861	85.080	N/P
11	640 x 480	VGA mode 3	31.469	59.940	N/N
12		Macintosh 13"	35.000	66.667	N/N
13		VGA VESA 72 Hz	37.861	72.809	N/N
14		VGA VESA 75 Hz	37.500	75.000	N/N
15		VGA VESA 85 Hz	43.269	85.008	N/N
16	800 x 600	SVGA VESA 56 Hz	35.156	56.250	P/P
17		SVGA VESA 60 Hz	37.879	60.317	P/P
18		SVGA VESA 72 Hz	48.077	72.188	P/P
19		SVGA VESA 75 Hz	46.875	75.000	P/P
20		SVGA VESA 85 Hz	53.674	85.061	P/P
21	832 x 624	Macintosh 16"	49.724	74.550	N/N
22	1024 x 768	XGA VESA 43 Hz	35.524	86.958	P/P
23		XGA VESA 60 Hz	48.363	60.004	N/N
24		XGA VESA 70 Hz	56.476	69.955	N/N
25		XGA VESA 75 Hz	60.023	75.029	P/P
26		XGA VESA 85 Hz	68.677	84.997	P/P
27	1152 x 864	SXGA VESA 70 Hz	63.995	70.019	P/P
28		SXGA VESA 75 Hz	67.500	75.000	P/P
29		SXGA VESA 85 Hz	77.487	85.057	P/P
30	1152 x 900	Sunmicro L0	61.795	65.960	N/N
31		Sunmicro H1	71.713	76.047	C Neg
32	1280 x 960	SXGA VESA 60 Hz	60.000	60.000	P/P
33		SXGA VESA 75 Hz	75.000	75.000	P/P
34	1280 x 1024	SXGA VESA 43 Hz	46.433	86.872	P/P
35		SGI-5	53.316	50.062	S on G
36		SXGA VESA 60 Hz	63.974	60.013	P/P
37		SXGA VESA 75 Hz	79.976	75.025	P/P
38		SXGA VESA 85 Hz	91.146	85.024	P/P
52	1400 x 1050	SXGA +60 Hz	63.981	60.02	N/N

* Contact your local Sony sales office if you would like to input a signal not listed in the above chart.

Optional Accessories

Projector Lamp (for replacement)
LMP-C150



LMP-C150

Signal Cables
SMF-402

(HD D-sub 15-pin to HD D-sub phono x 3, for component signal)



- Lead-free solder is used for soldering.
- Halogenated flame retardants are not used in cabinets.
- Polystyrene foam for the packaging cushions is not used in packaging.

SONY

Sony Electronics Inc.
One Sony Drive
Park Ridge, NJ 07656
www.sony.com/projectors

Sony, Giga Pocket, Memory Stick, Memory Stick PRO, Memory Stick Duo, MagicGate Memory Stick, MagicGate Memory Stick Duo, Memory Stick ROM and Memory Stick logo and Projector Station are trademarks of Sony.
Microsoft, PowerPoint and Windows are registered trademarks of Microsoft Corporation.