

SONY®

NTSC

BETACAM SP™

Player  
UVW-1200



RGB

# Betacam SP<sup>®</sup>

## The Universal Choice


Soon after its introduction in 1982, the Betacam SP format quickly established itself as the preferred format for analog component recording in the broadcast and post production industries.

To offer its excellent component recording quality to a wider range of video professionals, Sony launched the new UVW series.

Now, the UVW-1200 joins the UVW series Betacam SP VTR's family as the latest addition.

The UVW-1200 is a player equipped with a remote connector complied with RS-232C through which the VTR can be controlled

from external computers. A Time Base Stabilizer and TC reader are built-in. RGB as well as Y/R-Y/B-Y component, Y/C, and composite outputs are available. This RGB interface ensures high picture quality playback for applications such as large screen, high quality video presentation, scientific research and computer environments. Taking full advantage of the superior performance of the Betacam SP format, while combining unique features for various applications, the UVW-1200 is an ideal VTR with which to upgrade your visual communication system.



**SUPERIOR AUDIO/  
VIDEO QUALITY**

**Superior Picture Quality of the Betacam SP  
Component Recording Format**

The UVW series adopts the Betacam SP format, which is well-known for its superior picture quality thanks to the use of a component recording scheme in which brightness (Y) information is recorded on one track, while color (R-Y/B-Y) information is recorded on another track. This is accomplished by using the Sony CTDM (Compressed Time Division Multiplex) system. The use of these two separate tracks enables the Betacam SP component format to reproduce pictures with detailed chrominance and luminance information. This also eliminates the cross color and cross luminance effects that are inherent in composite recording. This recording scheme also results in the Betacam SP format's superb multi-generation picture performance.


**Long  
Operating Time**

The UVW-1200 accepts both S-size and L-size cassettes, offering operating times of up to 30 minutes and over 90 minutes respectively. Sony's new UVWT series Betacam SP video cassettes are the recommended metal tapes for use with the UVW series VTR.

**High Quality  
Audio**

The UVW-1200 provides two longitudinal audio channels. Thanks to the high tape speed (118.6 mm/s) of the format and the adoption of the proven Dolby™ C-type Noise Reduction System, the UVW-1200 offers high quality audio with a wide dynamic range; even at high frequencies, there is minimum distortion and an excellent signal-to-noise ratio.

◆ CTDM System of Betacam SP Format



## USER FRIENDLY OPERATION

### Character Superimposition

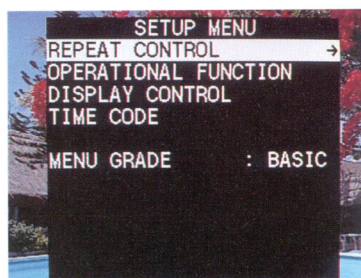
The UVW-1200 is equipped with a built-in character generator, which superimposes characters on the output signal obtained at the Video Output (Super). This allows time code data (LTC, U-bit), CTL and VTR function



status to be shown on the monitor. Thanks to the character generator, menu items can be displayed for system setup. In addition, warning and error indications can also be displayed.

### Initial Setup Menu for Convenient Operation

The UVW-1200 has an initial setup menu system. The setup menu is programmed in the form of a layer structure. By simply going through the menu—using the subcontrol panel—users can easily initialize the VTR. This setup



menu allows many detailed operational parameters to be preset. Once the menu is set, the UVW-1200 will memorize the options and retain them in memory, even after the power is turned off.

## High Speed Picture Search

The UVW-1200 offers high speed picture search, which provides a recognizable picture at various speeds over a range of up to 5 times normal speed in color, and up to 16 times normal speed in monochrome—both in forward and reverse. In JOG mode, the tape movement matches the rotation of the search dial in both directions. These functions are available using the optional SVRM-100 Remote Control Unit.

## Auto Repeat Function


The auto repeat function enables either the entire tape or a specific portion of the tape to be replayed continuously. By simply selecting A and B points, or presetting the time codes on the setup menu, the VTR plays back the selected segment repeatedly.

## Optional Remote Control Unit


With the optional SVRM-100 Remote Control Unit, fundamental control functions, such as JOG, SHUTTLE, playback, pause, fast forward and rewind, can be performed. (FREEZE, INDEX, REC, ERASE and MARK functions



of the SVRM-100 are not available for the UVW-1200.)



## Warning Indication



A warning indicator would be displayed if an incorrect connection or operation is made.

## VERSATILE SYSTEM FUNCTIONS

### Built-in Time Base Stabilizer

The UVW-1200 is equipped with a built-in TBS (Time Base Stabilizer), providing stable pictures without additional equipment. Advanced, high quality digital dropout compensation also ensures consistent picture performance. TBS locks SYNC and SC to the external reference signal.\*1

### Built-in Time Code Reader

The Betacam SP format has an independent time code track; therefore, a longitudinal audio track does not have to be sacrificed for time code. A time code reader is built into the UVW-1200. The time codes conform to the SMPTE standard, in which LTC (Longitudinal Time Code) and User-bits are provided. LTC is used to identify the absolute address of a frame, while User-bits are reserved for operator's use.

## VERSATILE SYSTEM INTERFACE


- **Serial 25-pin Remote Control Interface Complied with RS-232C**  
For versatile system integration, the UVW-1200 is equipped with a remote interface complied with RS-232C. Through this interface, the UVW-1200 can be controlled from computers—based on time code information. The baud rate can be selected from between 1,200 to 38,400 bps on the setup menu.

- **RGB and Y/R-Y/B-Y Component Video Signal Output**  
The UVW-1200 is perfectly suited to work in an RGB environment. This is because Y/R-Y/B-Y component signals can be converted into RGB signals with minimum picture degradation. With the RGB/Component Out switch set to RGB, the UVW-1200 will output high quality RGB signals to the presentation system.

- **Composite Video Signal Outputs**  
In addition to the component connectors, the UVW-1200 is equipped with composite video signal outputs.

- **S-Video Signal Output**  
S-video output connector is also provided so that other equipment with S-video connectors can easily interface with the UVW-1200.

\*1 Controls of Sync and SC are not available.



## EASY SERVICING & MAINTENANCE

The UVW-1200 has built-in self-diagnostics for ease of servicing and maintenance; plus, this information can be displayed on both the monitor and the VTR's character display.

### ◆ Self-Diagnostics

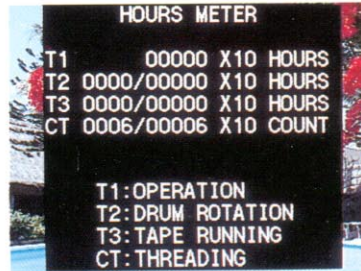
Should an error be detected, an error message will be displayed which will identify the problem area. This way, down time will be minimized.

### ◆ Hours Meter

An hours meter is also provided to indicate elapsed time on time critical operations, such as accumulated drum rotation time. It can be easily displayed with the push of a button.

## COMPACT, LIGHTWEIGHT AND LOW POWER CONSUMPTION

The UVW-1200 has a compact, lightweight design and is engineered for low power consumption. The unit weighs approximately 17.5 kg (38 lb 9oz), is 4 units high (19-inch rack mountable with optional RMM-130) and consumes only 63 W.




## OPTIONAL ACCESSORIES



Component Color Corrector  
BVX-10



Remote Control Unit  
SVRM-100



Rack Mount Unit  
RMM-130



Metal Particle Videocassette Tapes  
(Small Cassettes)  
UVWT-10MA/20MA/30MA  
(Large Cassettes)  
UVWT-60MLA/90MLA

## UVW SERIES FAMILY



Editing Recorder/Player  
UVW-1800

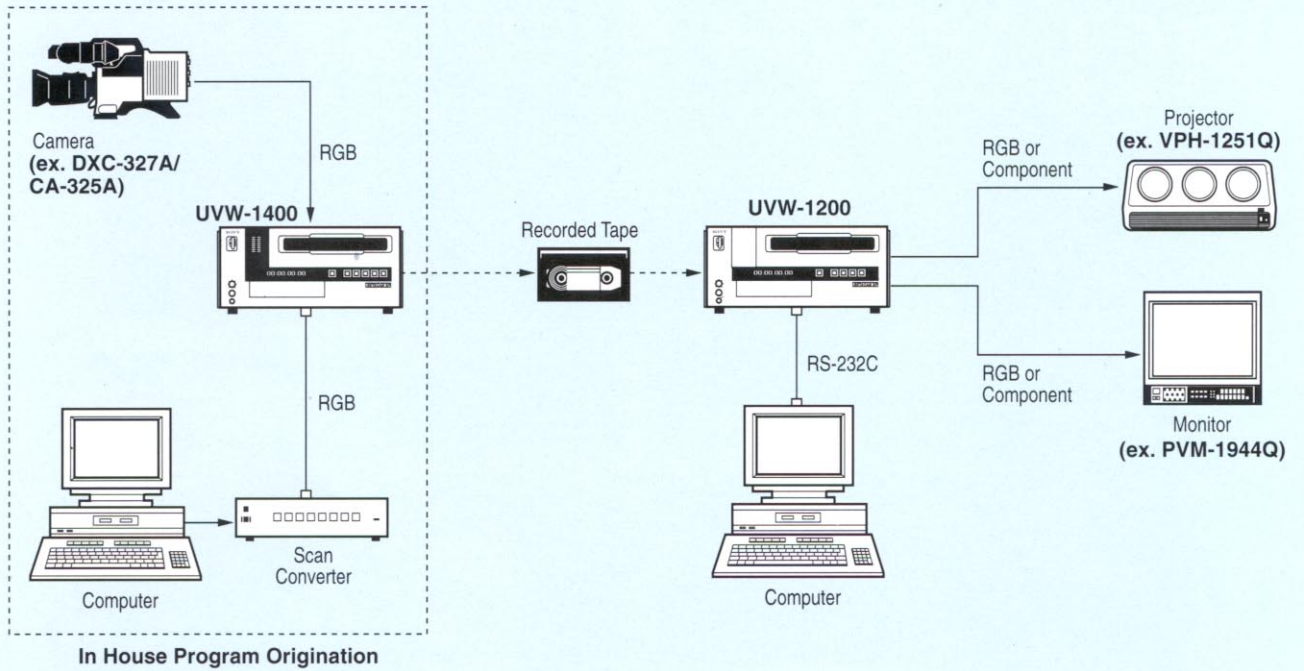


Editing Player  
UVW-1600

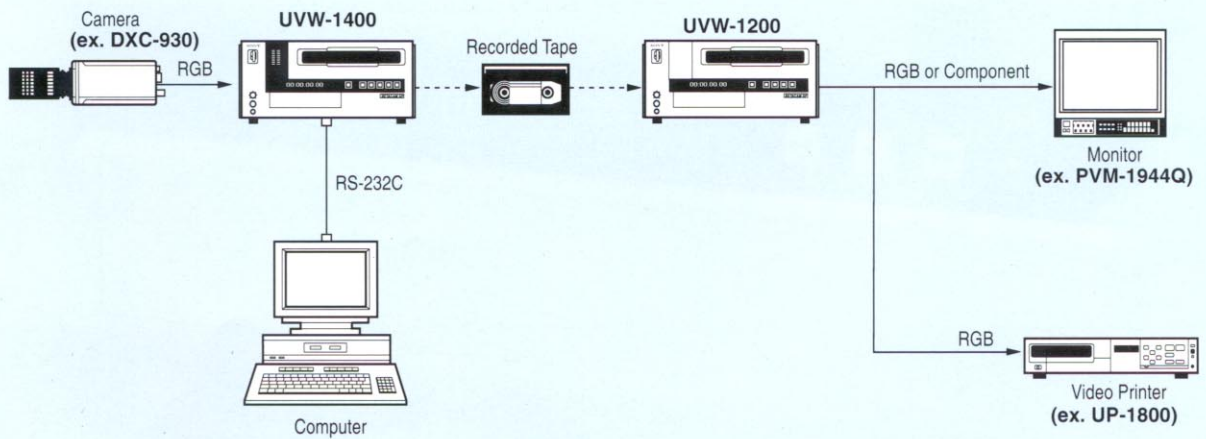


Recorder/Player  
UVW-1400

◆ Simple Presentation System



◆ Analysis System



• The sync of the RGB interface of the UVW-1200 is on Green Channel.

# SPECIFICATIONS

## General

Power requirements	AC 90 to 132 V, 48 to 64 Hz
Power consumption	63 W
Operating temperature	5°C to 40°C (41°F to 104°F)
Storage temperature	-20°C to 60°C (-4°F to 140°F)
Humidity	Less than 80% (relative humidity)
Weight	Approx. 17.5 kg (38 lb 9 oz)
Tape speed	118.6 mm/s
Playback time	More than 90 min with UVWT-90MLA More than 30 min with UVWT-30MA
Fast forward time	Less than 3 min with UVWT-90MLA
Rewind time	Less than 3 min with UVWT-90MLA
Search speed (with optional SVRM-100)* SHUTTLE	15 steps, still to 16 times normal speed, forward and reverse
JOG	Frame by frame, forward and reverse

## Video performance (Metal Particle Tape)

Bandwidth	
Luminance (50% modulation)	30 Hz to 4.0 MHz <sup>+1.0</sup> / <sub>-4.0</sub> dB
Color difference (50% modulation)	30 Hz to 1.5 MHz <sup>+1.0</sup> / <sub>-4.0</sub> dB
S/N ratio	
Luminance (Component OUT)	More than 49 dB
Chrominance	
AM	More than 52 dB
PM	More than 52 dB
K-factor (2T pulse)	Less than 3%
Y/C delay	Less than 30 ns

## Audio performance (Metal Particle Tape)

Frequency response	50 Hz to 12.5 kHz <sup>+2.0</sup> / <sub>-3.0</sub> dB
S/N ratio (at 3% distortion level)	More than 70 dB
Distortion T.H.D. (at 1 kHz reference level)	Less than 1.5%
Wow and flutter	Less than 0.18% rms

## Signal inputs

REF VIDEO IN (BNC)	1.0 V <sub>p-p</sub> , 75 Ω
--------------------	-----------------------------

## Signal outputs

VIDEO OUT 1 (BNC)	Composite video, 1.0 V <sub>p-p</sub> , 75 Ω, sync negative
VIDEO OUT 2 (BNC)	Composite video, 1.0 V <sub>p-p</sub> , 75 Ω, sync negative, with or without character insertion
RGB/Component Out (BNC x 3)	
Y/Sync on G	1.0 V <sub>p-p</sub> , 75 Ω, sync negative
R-Y/R	0.7 V <sub>p-p</sub> , 75 Ω
B-Y/B	0.7 V <sub>p-p</sub> , 75 Ω
AUDIO LINE OUT (XLR 3-pin male)	
CH1/2	+4 dBu*, 600 Ω, balanced
AUDIO MONITOR OUT (Phono)	
CH1/2	-6 dBu
S-VIDEO OUT	
Y: 1.0 V <sub>p-p</sub> , 75 Ω	
C: 0.286 V <sub>p-p</sub> (burst), 75 Ω	

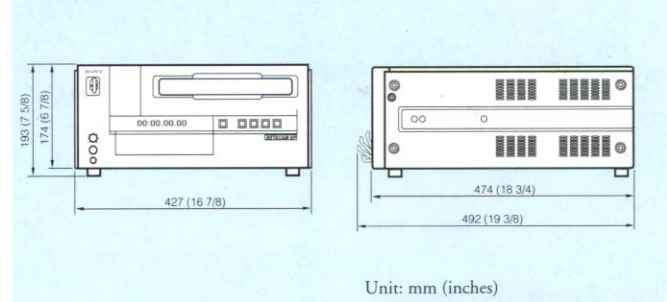
## Others

REMOTE IN/OUT	25-pin female complied with RS-232C
CONTROL/S	Mini jack
HEADPHONES	JM-60 headphone stereo jack

## Supplied accessories

AC power cord (1)
Operational manual (1)


## Dimensions



\* Without SVRM-100 attached, search speed is 16 times forward and reverse.

\* 0 dBu = 0.775 V<sub>rms</sub>

Design and specifications subject to change without notice.

“Betacam SP” and  are trademarks of Sony Corporation.

“Dolby” is a trademark of the Dolby Laboratories Licensing Corporation.

