


SONY®

Multiple LCD Monitors

LMD-720W

LMD-530

LMD-440



LUMA
Sony Professional LCD Monitor

Introducing a new lineup of Sony LCD video production monitors that enables easy multiple-monitor viewing.

Sony's new LUMA™ monitors are designed to meet the growing demand for compact and lightweight multiple viewing. These dual 7-inch* 16:9 widescreen (LMD-720W), triple 5.6-inch* (LMD-530), and quartet 4-inch* (LMD-440) LCD monitors are developed from the accumulated experience of our own Sony PVM Series monitors.

As ideal solutions for production applications such as camera monitoring from video studios or OB vehicles, they consistently produce bright, high-contrast pictures while providing reliable performance.

** Viewable area, measured diagonally*



LMD-720W
LMD-530
LMD-440

Features

High Picture Quality

Regardless of lighting conditions, the LCD panel incorporated in Sony LMD-720W, LMD-530 and LMD-440 monitors delivers every image with a high brightness and contrast.

NTSC/PAL Operation

There's no need to manually select the appropriate color system. Sony LMD-720W, LMD-530 and LMD-440 monitors automatically detect whether the composite signal input is NTSC or PAL, and change their settings to match the signal.

Versatile Signal Input with SDI Signal Option

With these flexible monitors, you can input SDI signals into your Sony monitor simply by inserting the optional BKM-320D input adaptor. As the default setting, the SDI signals take priority over composite video signals; however, if you wish, you can change the priority by using the parallel remote function. You can configure your system to meet your requirements, as an input adaptor can be inserted into each monitor - making it possible for each monitor to independently accept either SDI signals or composite signals.

Slim and Light

Thanks to their thin and lightweight LCD panels, Sony LMD-720W, LMD-530 and LMD-440 monitors are ideal for installation wherever space is limited, such as inside an OB vehicle.

Low Power Consumption

LMD-720W, LMD-530 and LMD-440 monitors have a low power consumption of 22 W, 22 W and 18 W respectively, making them ideal for OB vehicle use.

19-Inch Rack-Mount Capability and Tilt Function

The Sony LMD-720W and LMD-530 monitors can be mounted in a 3U-sized, 19-inch EIA-standard rack. Similarly, the LMD-440 can be mounted in a 2U-sized, 19-inch EIA-standard rack. Even when rack mounted, they can easily be tilted up and down for optimized viewing.

Optional Accessory

BKM-320D SDI 4:2:2 input adaptor

- D1 SDI (4:2:2) signal input (x 1)
- SMPTE 259 M 270 Mbps, 10 bit
- Power consumption: 1.7 W
- Dimensions (W/H/D): 68 x 20 x 56 mm (2 3/4 x 13/16 x 2 1/4 inches) excluding protrusions
- Mass: approx.75 g (3 oz)



User-Friendly Panel Layout

LMD-720W, LMD-530 and LMD-440 monitors have an attractive unitary design, with the controls for contrast, brightness, chroma, phase, and aperture all laid out lengthwise. They can be operated with ease even if the monitor is tilted downward.

Three-Color Tally

You can easily designate three colors, such as red, green and amber (red + green), for the tally lamps that indicate the current status of each input signal. The tally function can be operated using the parallel remote function, which allows control of tally lamps via a 8-pin modular connector.

AC/DC Operation

For easy connection to a power supply, simply attach the supplied AC power adaptor to the monitor's rear panel.



Aspect Ratio Setting (LMD-720W only)

Choose an aspect ratio from between 16:9 and 4:3 to best accommodate each video source.

Regulation Compliance

LMD-720W, LMD-530 and LMD-440 monitors meet key safety regulations, (UL1950 listed, CSA C22.2No950, EN60950, FCC Class A, IC Class A and CE (ProAV), C-tick), making them suitable for use in professional applications.

Supplied Accessories

- AC adaptor (1)
- AC adaptor holder (1)
- Screws for AC adaptor holder (2)
- AC cord (1)
- Warranty Card (1)
- Operating instructions (1)

Specifications

Picture performance

	LMD-720W	LMD-530	LMD-440
LCD Panel		a-Si TFT Active Matrix	
Picture size (W/H/Diagonal)	7 type 154 x 87 x 177.8 mm (6 x 3 3/7 x 7 inches)	5.6 type 113 x 85 x 142.24 mm (4 4/9 x 3 1/3 x 5 3/5 inches)	4type 82.1 x 61.8 x 101 mm (3 1/4 x 2 3/7 x 4 inches)
Resolution	480 x 234 dots	320 x 234 dots	480 x 234 dots
Pixel efficiency		99.99 %	
Viewing angle	30°/60°/60°/60° (typical) (up/down/left/right contrast > 10:1)		30°/10°/45°/45° (typical) (up/down/left/right contrast > 10:1)
Aspect ratio	16:9		4:3
Colors		Full color	

Input/output

	LMD-720W	LMD-530	LMD-440
VIDEO	IN: BNC connectors (2), composite 1 Vp-p ± 2 dB, sync negative (75 Ω terminated) OUT: BNC connectors (2), loopthrough (75 Ω terminated automatically)	IN: BNC connectors (3), composite 1 Vp-p ± 2 dB, sync negative (75 Ω terminated) OUT: BNC connectors (3), loopthrough (75 Ω terminated automatically)	IN: BNC connectors (4), composite 1 Vp-p ± 2 dB, sync negative (75 Ω terminated) OUT: BNC connectors (4), loopthrough (75 Ω terminated automatically)
OPTION IN	D-sub 9-pin connectors (2)	D-sub 9-pin connectors (3)	D-sub 9-pin connectors (4)
REMOTE	Modular connectors 8-pin (2)	Modular connectors 8-pin (3)	Modular connectors 8-pin (4)

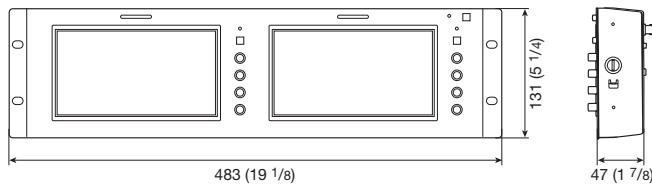
General

	LMD-720W	LMD-530	LMD-440
Power consumption	Maximum: Approx. 26W (with 2 x BKM-320D) Standard: Approx. 22W (without optional input adaptor)	Maximum: Approx. 28W (with 3 x BKM-320D) Standard: Approx. 22W (without optional input adaptor)	Maximum: Approx. 26W (with 4 x BKM-320D) Standard: Approx. 18W (without optional input adaptor)
Power requirement	12 V DC (with the supplied AC adaptor) When this product is operated by AC adaptor:		
Peak inrush current	(1) Power ON, current probe method: 57 A (230V) (2) Hot switching inrush current, measured in accordance with European standard EN55103-1: 8 A (230 V)	(1) Power ON, current probe method: 55 A (230V) (2) Hot switching inrush current, measured in accordance with European standard EN55103-1: 8 A (230 V)	(1) Power ON, current probe method: 53 A (230V) (2) Hot switching inrush current, measured in accordance with European standard EN55103-1: 8 A (230 V)
Operating conditions	Temperature: 0 to 35°C (32 to 95°F) Humidity: 30 to 85 % (No condensation) Pressure: 700 to 1,060 hPa		
Transport and storage conditions	Temperature: -10 to 40°C (14 to 104°F) Humidity: 0 to 90 % Pressure: 700 to 1,060 hPa		
Dimensions (W/H/D) excluding protrusions	483 x 131 x 47 mm (19 1/8 x 5 1/4 x 1 7/8 inches) 483 x 131 x 116 mm (19 1/8 x 5 1/4 x 4 5/8 inches)*1		483 x 88.1 x 47 mm (19 1/8 x 3 1/2 x 1 7/8 inches) 483 x 88.1 x 116 mm (19 1/8 x 3 1/2 x 4 5/8 inches)*1
Weight	Approx. 5 lb 1 oz (2.3 kg)*2		Approx. 1.9 kg (4 lb 3 oz)*2
Supplied accessories	AC adaptor (1), AC adaptor holder (1), Screws for AC adaptor holder (2), AC cord (1), Warranty Card (1), Operating instructions (1)		
Optional accessory	Input adaptor BKM-320D		
Regulation Compliance	UL-1950, CSA C22.2No950, EN60950, FCC Class A, IC Class A, CE(ProAV) and C-tick		

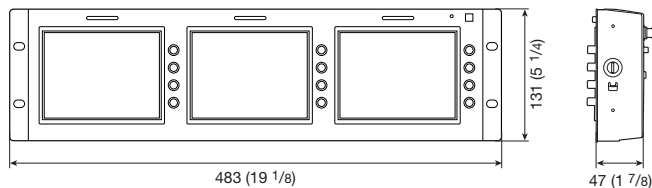
*1 Including AC adaptor and BKM-320D, excluding protrusions *2 Excluding supplied accessories

Dimensions

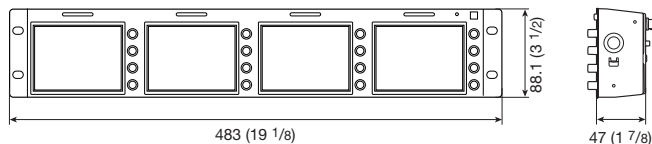
LMD-720W



LMD-530

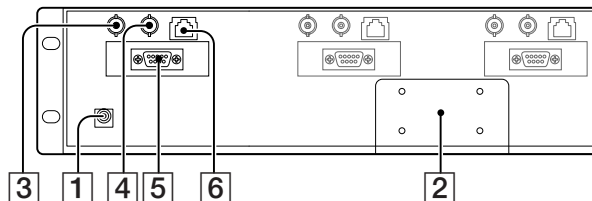


LMD-440



Unit: mm (inches)

Connector Panel



- 1 DC IN jack
- 2 AC adaptor attachment
- 3 VIDEO IN connector (BNC)
- 4 VIDEO out connector (BNC), loopthrough
- 5 OPTION IN connector (D-sub 9 pin, female)
- 6 REMOTE connector (modular 8pin)

SONY

Sony Electronics Inc.
1 Sony Drive
Park Ridge, NJ 07656
www.sony.com/displaysystems

DI-0052

© 2003 Sony Electronics Inc. All rights reserved.
Reproduction in whole or in part without written permissions is prohibited.
All non-metric weights and measures are approximate.
Features and specifications are subject to change without notice.
Sony and LUMA are trademarks of Sony.

Printed in USA (6/03)