

SONY[®]

NTSC/PAL

3CCD Digital Camcorder

DVCAM[™]

Innovative camcorders for field and studio applications

DSR-570WS/570WSP

DSR-370/370P



F o r

P r o f e s s i o n a l

R e s u l t s

A compact and powerful solution for both field and studio applications

Ever since their introduction, Sony DSR-500WS and DSR-300A Digital Camcorders have shown the many distinct advantages of using the DVCAM format in the field. Today, they are in service around the world in a variety of applications, from video journalism and newsgathering to event videography, field and studio production and much more.

Building on this success, Sony now announces the DSR-570WS*¹ and DSR-370*² – DVCAM camcorders that take the advantages of their predecessors further still.

As well as combining the excellent performance of the DVCAM format with a variety of advanced camera features, these camcorders also allow studio operation via CCU control. Both camcorders come equipped with the Sony 26-pin connector, which enables connection to either a Sony CCU-D50*³ for use in the studio, or to a portable VTR for high-quality EFP applications in the field.

Special attention to ergonomic design has resulted in extremely lightweight and compact units, providing maximum operational comfort when used on the shoulder or mounted on a tripod.

The DSR-570WS and DSR-370 herald a new level of quality, versatility and convenience for virtually any application, ranging from ENG to EFP and to multi-camera studio operations.

*¹ "DSR-570WS" refers to the DSR-570WS (NTSC model) and DSR-570WSP (PAL model). *² "DSR-370" refers to the DSR-370 (NTSC model) and DSR-370P (PAL model).

*³ "CCU-D50" refers to the CCU-D50 (NTSC model) and CCU-D50P (PAL model).

Lens, Synthesized Tuner and Battery are optional.



DSR-570WS

The DSR-570WS is the top-of-the-line DVCAM camcorder that shoots in both widescreen 16:9 and standard 4:3 aspect ratios. Equipped with three 2/3-inch type Power HAD WS™ CCDs, it achieves a high resolution of 850 TV lines in 4:3 mode or 800 TV lines in 16:9 mode. It delivers the superb picture quality required to support virtually any creative shooting environment.

DSR-370

The DSR-370 is a high-quality DVCAM camcorder designed specifically for 4:3 aspect ratio acquisition. With its three high-performance 1/2-inch type Power HAD™ CCDs, it boasts a high resolution of 800 TV lines and packs the same functionality as the DSR-570WS.

for the Studio



for Field Production and News



for Event Production



DSR-570WS & DSR-370 Innovative features

Two models designed to meet the stringent requirements of a variety of users

DSR-570WS/370



	DSR-570WS	DSR-370
Horizontal resolution	850 TV lines (4:3 mode)/800 TV lines (16:9 mode)	800 TV lines
CCD	Three 2/3-inch type CCDs (Power HAD WS CCD)	Three 1/2-inch type CCDs (Power HAD CCD)
Aspect ratio	16:9/4:3 switchable	4:3
Lens mount	2/3-inch type bayonet mount	1/2-inch type bayonet mount
Hyper Gain	36 dB or 42 dB	36 dB
Weight (Camcorder body only)	7 lb 15 oz (3.6 kg)	7 lb 4 oz (3.3 kg)


DSR-570WS features

2/3-inch type Power HAD WS CCD

The DSR-570WS is equipped with three 2/3-inch type Power HAD WS CCDs, each with a high density of 520,000 pixels (NTSC)/570,000 pixels (PAL). These CCDs were originally designed for the 16:9 aspect ratio, therefore high-quality images can be obtained in the 16:9 mode with virtually no image loss. A high sensitivity of F11 (at 2000 lx, 3200 K), remarkable signal-to-noise ratio of 63 dB* (NTSC)/61 dB*(PAL) and a low vertical smear level of -120 dB are also important specifications of this camcorder. * Typical

Switchable aspect ratio

Wide-aspect CCDs and digital signal processing allow the DSR-570WS to operate in both widescreen (16:9) and standard (4:3) aspect ratio modes. When



shooting in 16:9 mode, it is also possible to display both 16:9 and 4:3 safety zones in the supplied DXF-801 viewfinder.

16:9 ID pulse

When shooting 16:9 images, the DSR-570WS automatically adds a wide-aspect ID pulse to the video output signal, indicating the aspect ratio of the picture. The 16:9 information is also recorded onto the Video Auxiliary (VAUX) area of a DVCAM tape, together with the video signals.

Encoding circuit

The DSR-570WS performs digital-to-analog encoding in a wide signal-bandwidth range. This contributes to its high horizontal resolutions of 850 TV lines (in 4:3 mode) and 800 TV lines (in 16:9 mode).

DSR-370 features

1/2-inch type Power HAD CCD

The DSR-370 is equipped with three 1/2-inch type Power HAD CCDs, each with a high density of 380,000 pixels (NTSC)/430,000 pixels (PAL).

These allow for a high sensitivity of F11 (at 2000 lx, 3200 K) and a remarkable signal-to-noise ratio of 62 dB* (NTSC)/60 dB* (PAL). * Typical

DSR-570WS & DSR-370 Common features

Hyper Gain

At the flick of a switch, the Hyper Gain function enables shooting in the dark by drastically boosting the electronic gain. Using the Viewfinder (VF) Menu system, the Hyper Gain level can be set to a maximum of 42 dB for the DSR-570WS, or 36 dB for the DSR-370. This allows shooting in as low as 0.25 lx and 0.5 lx respectively.



Camera Setup Files

Moving the SETUP switch to the FILE position allows a total of eight Camera Setup Files to be viewed with the VF (Viewfinder) Menu system. Five factory-preset files – including Standard, High Saturation, Fluorescent, Film-Like and S-VHS/VHS Condition match the most common lighting conditions, and an additional three user files allow the customization of camera parameters to particular shooting situations. With the SetupNavi™ function, the user files and factory-preset files can also be stored on the VAUX portion of a DVCAM tape.

High-quality DVCAM recorder

DSR-570WS/370 Features

Delivering high-quality, efficient, DVCAM recording

DVCAM recording

The VTR sections of both the DSR-570WS and DSR-370 use the Sony DVCAM format, providing the video and audio quality, and the reliability necessary for professional use. For excellent picture quality, superb multi-generation capabilities and excellent production flexibility, these camcorders feature 8-bit component digital recording, with a 5:1 compression ratio and a sampling rate of 4:1:1.

The DSR-570WS and DSR-370 can use both mini (PDVM Series) and standard (PDV Series) cassettes. Using the standard PDV-184ME cassette, these camcorders provide a maximum recording time of 184 minutes. They can also play back the consumer DV format – another great advantage of DVCAM.

Digital output to external devices

The DSR-570W and DSR-370 are equipped with a 6-pin i.LINK™* interface (DV output only) for digital signal output. This enables recording to compatible DV and DVCAM VTRs using just one i.LINK cable, which carries digital video/audio and control signals simultaneously. Connect the DSR-570WS or DSR-370 to the Sony DSR-70A/70AP Field Editor or DSR-2000/2000P Studio VTR**, for instance, and simple cut editing can be performed without signal deterioration. Or connect to a Sony DSR-50/50P portable DVCAM recorder, and control its Rec On/Off function remotely with the Rec On/Off button of the DSR-570WS or DSR-370.



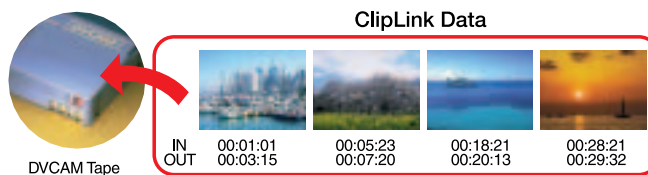
* i.LINK is a trademark of Sony used only to designate that a product contains an IEEE 1394 connector. All products with an i.LINK connector may not communicate with each other. Please confirm interoperability with third party manufacturers.

** For this application, an optional board should be installed in the DSR-70A/70AP or the DSR-2000/2000P.

ClipLink™ system

The ClipLink system is a comprehensive management system of shooting information, – “ClipLink data”. Supporting this system, the DSR-570WS or DSR-370 records ClipLink data while shooting. In combination with Sony DVCAM VTRs and EditStation™ non-linear editing systems, this data is carried from acquisition to editing, enhancing the productivity and operating efficiency throughout the entire digital video production process.*

* Requires installation of the optional DSBK-301A board.



Freeze Mix function

The Freeze Mix function superimposes a previously recorded image on the viewfinder. This allows the operator to quickly and easily frame or reposition a subject when a shot must be taken from the same position or in the same framework as a previous take. Combined with the SetupLog™ function, this simplifies retakes.

Useful features for recording operation

The DSR-570WS and DSR-370 include a variety of features to simplify recording:

- **26-pin VTR interface** – feeds camera output signals to a portable recorder equipped with a 26-pin connector
- **Pool-Feed operation** with Optional DSBK-501 Analog Composite Input Board
- **Edit Search function** – for easy access to edit points
- **SetupLog** – automatically records camera-setting data for each shot onto the VAUX portion of a DVCAM tape

Digital-processing camera

DSR-570WS/370 Features

Capturing superior pictures with full Digital Signal Processing (DSP)

10-bit A/D DSP (Digital Signal Processing) LSI

The advanced Sony 10-bit DSP technology used in these camcorders delivers one of the best picture performances in the industry. Optimized digital-signal processing ensures excellent picture sharpness. And innovative camera features such as TruEye™ and DynaLatitude™ are also incorporated.

TruEye process

Sony's TruEye digital signal-processing technology virtually eliminates the hue distortion of conventional RGB analog or digital processing – particularly obvious in extreme lighting conditions. By processing video signal data at three levels – brightness, hue, and saturation – in a similar way to the human eye, the TruEye process assists in the reproduction of natural skin tones.




Conventional Camera




DSR-570WS (TruEye)

DynaLatitude function

DynaLatitude, a unique feature based on the TruEye process, minimizes video-level distortion. Based on video-signal histograms, the DynaLatitude function aligns the contrast of each pixel to eliminate imbalances such as the overexposure of background images.



Conventional Camera



DSR-570WS (DynaLatitude)

Skin Tone Detail with auto-detection of active area

The Skin Tone Detail function gives the subject a pleasing facial complexion, while maintaining the sharpness of other areas. The designated active area of Skin Tone Detail can be set with the "Skin Set" button on the camera's side panel. The color range of the active Skin Tone Detail area and Skin Detail level can also be controlled.

Black Stretch/Compress

Contrast in the black area of an image can be easily adjusted using the Black Stretch/Compress control function. Black Stretch emphasizes the contrast in dark areas, while Black Compress enhances or deepens darkness.

Convenient and comfortable

DSR-570WS/370 Features

Combining comfort, operational convenience and simplicity

Compact and lightweight

The DSR-570WS and DSR-370 are remarkably small, thanks to high-density circuit boards and a smaller recording head drum. They weigh just 8 lb 3 oz (3.7 kg) and 7 lb 11 oz (3.5 kg) respectively (camcorder only).

Low power consumption

The DSR-570WS and DSR-370 camera heads consume just 24 W and 20 W respectively. The BP-L90A lithium-ion battery provides the DSR-570WS with approximately 230 minutes of recording time, and the DSR-370 with approximately 290 minutes.

DynaFit™ shoulder pad

The DSR-570WS and DSR-370 are equipped with a DynaFit shoulder pad. It molds to any shoulder without slipping and maintains excellent balance, free from the painful pressure points common to harder shoulder pads.

Variable color temperature setting

In addition to four built-in filters, the DSR-570WS and DSR-370 enable small step adjustments to the color temperature. When the filter is set to 3200 K, color temperature can be chosen from 19 steps in the range from 2200 K to 4300 K using the viewfinder menu. Similarly, 13 steps are available, ranging from 4600 K to 12000 K, when the filter is set to 5600 K. The set color can be recalled with the filter position. Using this function, artistic painting effects, such as adding a "sunset", can be easily performed without any special equipment.

Dual zebra

The DSR-570WS has two types of zebra patterns – ZEBRA 1 and ZEBRA 2. ZEBRA 1 can be set within a range of 70 IRE to 90 IRE, in one-IRE steps. ZEBRA 2 provides a zebra pattern in any area with a video level of more than 100%.

Video Disk Unit DSR-DU1

The DSR-DU1 is a compact videodisk unit that mounts on the rear of the DSR-570WS and DSR-370 camcorders via its associated CA-DU1 Camera Adaptor. It contains a dual 40GB (for a total of 80GB) hard drive which provides up to three hours of DVCAM/DV stream recording - equivalent to the maximum recording time of a DVCAM tape. Via an i.LINK(DV) connection, the camera output of the compatible camcorder can be recorded to the hard drive of the DSR-DU1 in parallel with the recording made on the camcorder's tape. The DSR-DU1 is an extremely versatile device. When detached from the camcorder, it is very effective for field off-line logging or EDL creation, or as a source feeder machine for i.LINK equipped compatible nonlinear editors. The DSR-DU1 records DVCAM/DV stream Video and Audio as files. Through an i.LINK(DV) connection, these can be transferred to the media drive of an i.LINK interface equipped compatible nonlinear editor*1 at a maximum of twice normal speed*2. The Record start and stop time codes stored in the DSR-DU1 can be also transferred to the editor, eliminating the logging process common to nonlinear editing. The DSR-DU1 also provides the following features.

- **Excellent shock resistant mechanism**
- **Synchronize with Record Trigger commands from camcorders.**
- **525(NTSC)/625(PAL) Switchable recording*3**
- **Loop recording (8 seconds)**
- **Interval recording**

*1 Please contact your nearest Sony office or Authorized dealer for nonlinear products that support DV file transfer between the DSR-DU1

*2 The time required to transfer DV files from the DSR-DU1 may vary depending on the non linear editor used

*3 Signal conversion from 525(NTSC) to 625(PAL), or vice versa is not possible



Photo shows DSR-DU1, CA-DU1 and BP-L60A

Remote control system

With the 10-pin REMOTE connector, designed in accordance with the RS-232C standard, the DSR-570WS and DSR-370 can be directly controlled from an optional Sony RCP-TX7* Remote Control Panel.

* The RCP-TX7 cannot be used in combination with the CCU-D50.

Scene files from the RCP-TX7

With the optional RCP-TX7, up to 16 scene files can be created and stored. Almost all DSP-function and camera-setup parameters can be stored in a scene file, and the most suitable file for each shooting situation can be instantly recalled using the RCP-TX7's menu button.

Video Light Connector

Optional light equipment can be directly attached to the DSR-570WS and DSR-370 and powered from the video light connector. It can be turned on manually using the LIGHT switch on the front-right side of the camcorder, or synchronized with the REC start function.

DXF-801* Viewfinder

The DXF-801 is a 1.5-inch type black/white viewfinder supplied with the DSR-570WS and DSR-370, and includes the following features:

- **Automatic scan-size swapping between 16:9 and 4:3 (DSR-570WS only)**
- **VF Light (LED)** – lights up the iris ring area of the lens for operation in dark conditions (high/low/off)
- **DISPLAY switch** – turns off the character superimposition on the viewfinder
- **Tally lamp levels** (high/low/off)
- **Vertical and horizontal detail-level control** using a PEAKING potentiometer
- **Two red REC tally lamps**
- **TAKE tally lamp** for ClipLink operation, with a second tally lamp for CCU operations
- **Diecast aluminum body**
- **Wide range of diopter adjustments**

* The DXF-801 is available only as a service part.

Camera adaptor for wireless receiver

The optional CA-WR855 is an adaptor to hold a Sony WRR-855* Wireless Receiver. It can be directly attached to the DSR-570WS or DSR-370 via a V-shoe attachment, providing a direct connection interface for audio/power. A Lithium-ion battery can also be attached to the rear panel of the CA-WR855 via a V-shoe attachment, allowing easy battery replacement even when the WRR-855 is mounted. The DSR-570WS and DSR-370 can also accommodate the WRR-861 Wireless Receiver using the A-8278-057-A**.

* The 'WRR-855' includes both WRR-855A and WRR-855B.

** The A-8278-057-A is available as a service part.



Photo shows CA-WR855, WRR-855 and BP-L40A

Easy operation

DSR-570WS/370 Features

Ensuring the best possible results with simple operation

Assist functions

In response to increasing demands for more automatic functions in a professional camera, the DSR-570WS and DSR-370 support camera operators with:

- **Total Level Control System (TLCS)** – offering proper exposure automatically
- **EZ Focus*** – to make manual focusing easier
- **EZ Mode** – to set the camera to a standard position instantly
- **Auto-Tracing White Balance (ATW)** – to adjust white balance in real time

Flexible safety zone marker

The DSR-570WS and DSR-370 can display a 'safety zone marker' in a variety of selectable aspect ratios. This function comes in handy when shooting 16:9 material for 4:3 transmission or vice versa. The following shows the safety zone aspect ratios that are available when the camcorder is operated in 16:9 or 4:3 mode.

In 16:9 mode: OFF, 4:3, 13:9, 14:9, 15:9 (DSR-570WS only)

In 4:3 mode: OFF, 13:9, 14:9, 15:9, 16:9 (DSR-570WS and DSR-370)

* Not automatic focus

Integration into the studio

DSR-570WS/370 Features

A cost-effective studio solution

Multicore CCU operation

In addition to enabling connection with portable VTRs, the 26-pin connector which is standard on the DSR-570WS and DSR-370 allows remote control from a Sony CCU-D50 Multicore Camera Control Unit. This affordable unit provides sophisticated remote controls for EFP or studio operations, and can be used for a wide range of applications.

■ **300m with CCZ-A cable (26-pin)** (150m for Return Video and Genlock)

■ **Two composite outputs and one component output (Y/R-Y/B-Y)**

■ Control functions:

IRIS (auto/manual), White/Black Balance (auto/manual/preset), Gain Select (low/mid/high), R/B White, R/B Black, Master Black, Sub-carrier Phase, Horizontal Phase, Output Mode (color bar/camera), Knee Point (auto/manual), Detail Level, Tally/Intercom, Shutter Speed Selection, Clear Scan, ATW (ON/OFF)

■ Video light power supplied from the CCU-D50

When using a video light in CCU operations such as for on-air interviews, the power of the video light can be supplied from the CCU. Video lights up to 30 watts can be powered together with a 5-inch type viewfinder across a cable length of up to 150m. (300m with 1.5-inch type VF)



CCU-D50



26-pin connector

* The RM-M7G can be used in combination with the CCU-D50.
The RCP-TX7 cannot be used in this configuration.

Intercom adaptor CA-370*

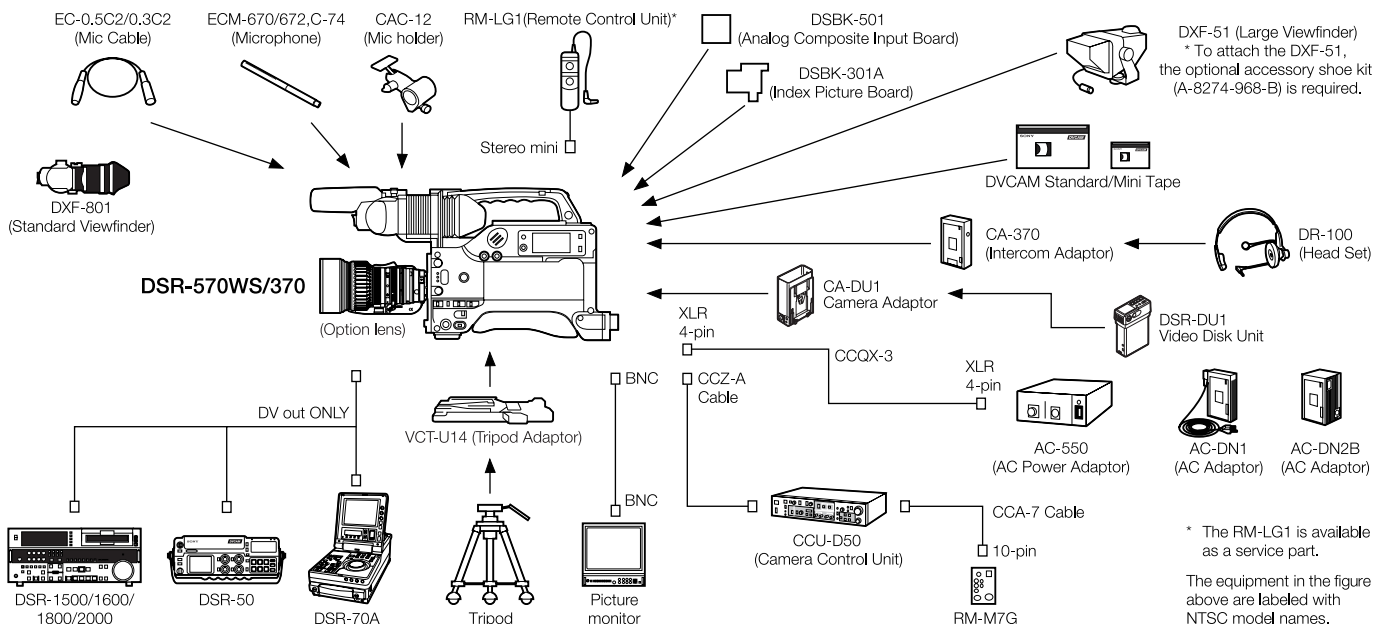
The DSR-570WS and DSR-370 offer intercom capability with the addition of an optional CA-370 Intercom adaptor, for communication between the camera operator and CCU-D50 operator. The CA-370 also allows connection of a Sony DR-100 headset and provides the associated audio volume controls. The convenient 'V-shoe mount' provides quick and stable connection between the camcorder and adaptor.

* The CA-370 cannot be used in combination with the CA-WR855.

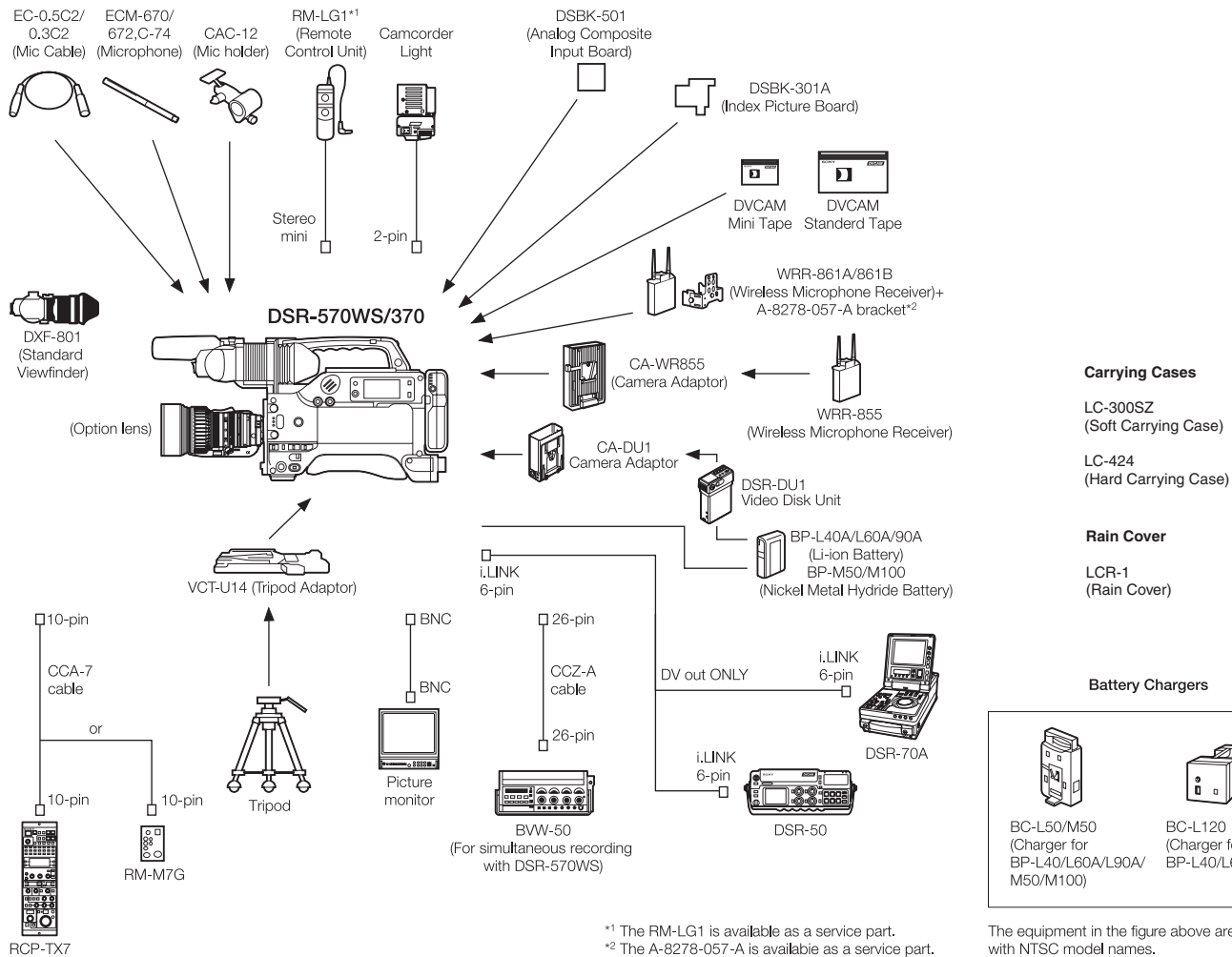


Studio System with the CA-370 and DR-100

System configurations of studio application



System configurations of field application



Product configurations

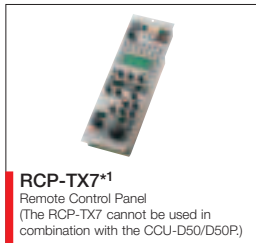
	DSR-570WSL (NTSC) or DSR-570WSPL (PAL)	DSR-370L (NTSC) or DSR-370PL (PAL)	DSR-370K2 (NTSC) or DSR-370PK2 (PAL)
Camcorder DSR-570WS (NTSC) or DSR-570WSP (PAL)	Yes	-	-
Camcorder DSR-370 (NTSC) or DSR-370P (PAL)	-	Yes	Yes
Viewfinder DXF-801* (with Microphone holder)	Yes	Yes	Yes
Tripod adaptor VCT-U14	Yes	Yes	Yes
External microphone	Yes	Yes	Yes
Shoulder strap	Yes	Yes	Yes
Zoom lens VCL-719BX	-	Option	-
Zoom lens VCL-716BX	-	Option	Yes

*Please note that the DXF-801 is available as a service part.

Optional accessories



CCU-D50/D50P
Camera Control Unit




RCP-TX7*1
Remote Control Panel
(The RCP-TX7 cannot be used in combination with the CCU-D50/D50P.)



RM-M7G
Handy Remote Control Unit
(The RM-M7G does not include the CCA-7 cable)



CA-370
The CA-370 includes a mount bracket (A-8274-968-B) to attach the DXF-51 to the DSR-570WS/370.



DR-100
Headset




CA-WR855
Camera Adaptor for WRR-855A/855B



WRR-855A/855B
UHF Synthesized Diversity Tuner (Wireless microphone receiver)



WRR-861A/861B*2
UHF Synthesized Diversity Tuner (Wireless microphone receiver)



DSBK-301A
Index Picture Board



DSBK-501
Analog Composite Input Board




ECM-670/672
Electret Condenser Microphone



CAC-12
Microphone Holder



VCT-U14
Tripod Adaptor



DXF-51
5-inch type B/W Viewfinder (When it is attached to the DSR-570WS/370, a mount bracket (A-8274-968-B) included in the CA-370 is required.)



DSR-DU1
Video Disk Unit



CA-DU1
Camera Adaptor



BP-L40A*3/L60A/L90A
Rechargeable Li-ion Battery Pack



BP-M50/M100
Rechargeable Nickel Metal Hydride Battery Pack



BC-M50
Battery Charger for BP-L40A/L60A/L90A/M50/M100



BC-L50
Battery Charger for BP-L40A/L60A/L90A



BC-L120
Battery Charger for BP-L40A/L60A/L90A



AC-550
AC Adaptor



AC-DN1
AC Adaptor (for operation under 38 W)



AC-DN2A
AC Adaptor (for operation under 150 W)



LC-300SZ
Carrying Case (soft type)




LC-424
Carrying Case (hard type)



LCR-1
Rain Cover



W80Y-50
Wide Conversion Lens Adaptor for Canon (for VCL-919BX, VCL-719BX)



CCFD-3L
i.LINK cable (6-pin with lock*4 - 4-pin)
CCF-3L
i.LINK cable (6-pin with lock*4 - 6-pin)

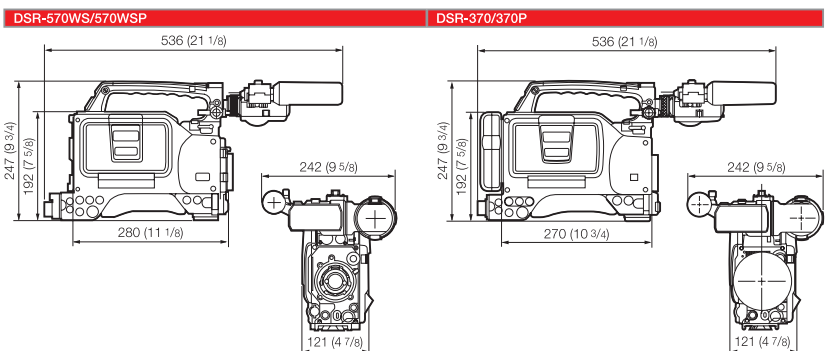
*1 The RCP-TX7 includes CCA-7-5 cable.
*2 The A-8278-057-A bracket (service part) is required to mount on the DSR-570WS/370.
*3 The recommended use for the BP-L40A is 30 W or less.
*4 The connector on one end of the cable has a locking mechanism, and is attached to a i.LINK connector with the same locking mechanism, such as the DSR-570WS.

Specifications

General	DSR-570WS	DSR-570WSP	DSR-370	DSR-370P
Power requirements	DC 12 V (11 to 17 V)		DC 12 V (11 to 17 V)	
Power consumption	24 W (without VF), 26.1 W (with VF)		20 W (without VF), 22.1 W (with VF)	
Operating temperature	0 °C to 40 °C (32 °F to 104 °F)			
Storage temperature	-20 °C to 60 °C (-4 °F to 140 °F)			
Operating humidity	Less than 85%			
Storage humidity	Less than 90%			
Tape speed	28,193 mm/s	28,221 mm/s	28,193 mm/s	28,221 mm/s
Recording/Playback time	Standard size 184 min. with PDV184ME Mini size 40 min. with PDVM40ME			
Fast forward/Rewind time	Standard size Approx. 12 min. with PDV184ME Mini size Approx. 3 min. with PDVM40ME			
Continuous recording time	Approx. 70 min. with BP-L40/40A, 90 min. with BP-M50, 140 min. with BP-L60A, 200 min. with BP-M100, 230 min. with BP-L90A.		Approx. 80 min. with BP-L40/40A, 100 min. with BP-M50, 180 min. with BP-L60A, 230 min. with BP-M100, 290 min. with BP-L90A	
Weight	Approx. 14.1 lb 225.7 oz (6.4 kg) with VF, microphone, lens (VCL-919BX), battery (BP-L40A) and miniDV tape			
Dimensions (w/h/d)	4 7/8 x 7 5/8 x 11 1/8 inches (121 x 192 x 280 mm) (without projections) 9 5/8 x 9 3/4 x 21 1/2 inches (242 x 247 x 547 mm) (with projections)		4 7/8 x 7 5/8 x 10 3/4 inches (121 x 192 x 270 mm) (without projections) 9 5/8 x 9 3/4 x 21 1/8 inches (242 x 247 x 536 mm) (with projections)	
Camera	3-chip 2/3-inch type, Interline-Transfer CCD		3-chip 1/2-inch type, Interline-Transfer CCD	
Image device	F1.4 medium index prism system			
Optics	F1.4 medium index prism system			
Effective picture elements	980 x 494 (H x V)	980 x 582 (H x V)	768 x 494 (H x V)	752 x 582 (H x V)
Total picture elements	1038 x 504 (H x V)	1038 x 594 (H x V)	811 x 508 (H x V)	795 x 596 (H x V)
Sensing area	9,6 mm x 5,4 mm		6,4 mm x 4,8 mm	
Built-in filters	1: 3200 K, 2: 5600 K+1/8 ND, 3: 5600 K, 4: 5600 K+1/64 ND			
Lens mount	Sony 2/3-inch type Bayonet mount		Sony 1/2-inch type Bayonet mount	
Signal system	NTSC color system	PAL color system	NTSC color system	PAL color system
Scanning system	2:1 interlaced, 525 lines, 60 fields/s	2:1 interlaced, 625 lines, 50 fields/s	2:1 interlaced, 525 lines, 60 fields/s	2:1 interlaced, 625 lines, 50 fields/s
Horizontal frequency	15,734 kHz	15,625 kHz	15,734 kHz	15,625 kHz
Vertical frequency	59,94 Hz	50 Hz	59,94 Hz	50 Hz
Sync system	Internal Sync. GENLOCK IN/VIDEO IN (VBS or BS) External Sync. VTR/CCU IN			
Horizontal resolution	16:9 mode : 800 TV lines (center), 4:3 mode : 850 TV lines (center)		800 TV lines (center)	
Vertical resolution	400 TV lines (without EVS), 450 TV lines (with EVS)	480 TV lines (without EVS), 530 TV lines (with EVS)	400 TV lines (without EVS), 450 TV lines (with EVS)	480 TV lines (without EVS), 530 TV lines (with EVS)
Minimum illumination	0.25 lx with F1.4, Hyper gain (42 dB) 0.4 lx with F1.8, Hyper gain (42 dB)		0.5 lx with F1.4, Hyper gain (36 dB) 0.8 lx with F1.8, Hyper gain (36 dB)	
Sensitivity	F11 at 2000 lx (3200 K, 89.9 % reflectance) (typical)			
Gain selection	-3 dB, 0 dB, 3 dB, 6 dB, 9 dB, 12 dB, 18 dB, 18 dB+DPR,* 24 dB, 24 dB+DPR, Hyper Gain (36 dB or 42 dB selectable)		-3 dB, 0 dB, 3 dB, 6 dB, 9 dB, 12 dB, 18 dB, 18 dB+DPR,* 24 dB, 24 dB+DPR, Hyper Gain (36 dB)	
Shutter speed selection	OFF, 1/100, 1/250, 1/500, 1/1000, 1/2000 (s)	OFF, 1/60, 1/250, 1/500, 1/1000, 1/2000 (s)	OFF, 1/100, 1/250, 1/500, 1/1000, 1/2000 (s)	OFF, 1/60, 1/250, 1/500, 1/1000, 1/2000 (s)
Clear scan selection	60.4 to 200.3 Hz	50.3 to 201.4 Hz	60.4 to 200.3 Hz	50.3 to 201.4 Hz
Signal-to-noise ratio	63 dB (typical)	61 dB (typical)	62 dB (typical)	60 dB (typical)
Registration	0,05% (all zones, without lens)			
Geometric distortion	Below measurable level			
VTR	VIDEO PERFORMANCE**			
Bandwidth	Luminance 30 Hz to 5.0 MHz ± 1.0 dB Chrominance 30 Hz to 1.5 MHz +1.0/-5.0 dB	25 Hz to 5.5 MHz +1.0/-2.0 dB 25 Hz to 2.0 MHz +1.0/-2.0 dB	30 Hz to 5.0 MHz ± 1.0 dB 30 Hz to 1.5 MHz +1.0/-5.0 dB	25 Hz to 5.5 MHz +1.0/-2.0 dB 25 Hz to 2.0 MHz +1.0/-2.0 dB
S/N ratio (luminance)	More than 55 dB			
K-factor (K2T, KPb)	Less than 2,0%			
Y/C delay	Less than 30 ns			
AUDIO PERFORMANCE**	20 Hz to 20 kHz +0.5/-1.0 dB 20 Hz to 14.5 kHz +0.5/-1.0 dB			
Frequency response	48 KHz 32 KHz		20 Hz to 20 kHz +0.5/-1.0 dB 20 Hz to 14.5 kHz +0.5/-1.0 dB	
Dynamic range	More than 80 dB			
Distortion (THD)	Less than 0.08% (1 kHz reference level, 48 kHz)			
INPUT/OUTPUT	Signal inputs			
GENLOCK VIDEO IN	BNC, 1.0 Vp-p, 75 Ω			
TC IN	BNC, 0.5 Vp-p to 18 Vp-p, 10 kΩ			
EXT AUDIO CH-1/2	XLR 3-pin x 2 Female, -60 dBu, 3 kΩ/+4 dBu, 10 kΩ			
MIC IN	XLR 3-pin Female			
ANALOG VIDEO IN	BNC, 1.0 Vp-p, 75 Ω (When the option board DSBK-501 is installed.)			
Signal outputs	VIDEO OUT BNC, 1.0 Vp-p, sync negative, 75 Ω, 26-pin Male			
VBS	1.0 Vp-p, sync negative			
Y/R-Y/B-Y	Y: 1.0 Vp-p, sync negative R-Y/B-Y: 700 mVp-p	Y: 1.0 Vp-p, sync negative R-Y/B-Y: 525 mVp-p	Y: 1.0 Vp-p, sync negative R-Y/B-Y: 700 mVp-p	Y: 1.0 Vp-p, sync negative R-Y/B-Y: 525 mVp-p
Y/C	Y: 1.0 Vp-p, sync negative C: 286 mVp-p (burst level)	Y: 1.0 Vp-p, sync negative C: 300 mVp-p (burst level)	Y: 1.0 Vp-p, sync negative C: 286 mVp-p (burst level)	Y: 1.0 Vp-p, sync negative C: 300 mVp-p (burst level)
DV OUT	iLINK, 6-pin IEEE1394-based			
MONITOR OUT	BNC, 1.0 Vp-p, sync negative, 75 Ω			
TC OUT	BNC, 1.0 Vp-p, 75 Ω			
AUDIO CH-1/2	RCA pin, -10 dBu, 47 kΩ			
S-VIDEO	DIN 4-pin, 1.0 Vp-p, 75 Ω			
Others	DC IN XLR 4-pin, Male			
DC OUT	4-pin, Female			
BATTERY TERMINAL	5-pin			
EARPHONE	Mini-jack			
LIGHT OUT	2-pin Female			
WRR OUT	7-pin			
LENS	12-pin			
VF	20-pin			
REMOTE1	Stereo mini			
REMOTE2	10-pin			

* DPR is equivalent to +6 dB gain up. ** The above VIDEO/AUDIO PERFORMANCE specifications were measured by playing back material recorded by each camcorder on a DSR-1800/1800P (via analog component out for video), 0 dBu = 0,775 Vrms

VCL-719BX (for DSR-370K1 pack)	
Zoom ratio	19:1
Focal length	6,7mm to 127mm
Zoom control	Servo/manual switchable
Iris control	Servo/manual switchable
Maximum relative aperture	F1.4 (6.7 to 89mm) to F2.0 (120mm)
Minimum object distance	Wide: 772 x 579mm, Tele: 42 x 32mm
Mount type	Sony 1/2-inch type bayonet mount
Weight	1,45kg (including lens hood)
Dimensions (WxHxD)	139,8 x 99,5 x 218,9mm (including objections)
VCL-718BX (for DSR-370K2 pack)	
Zoom ratio	16:1
Focal length	7,3mm to 117mm
Zoom control	Servo/manual switchable
Iris control	Servo/manual switchable
Maximum relative aperture	F1.9 (7.3 to 98mm) to F2.3 (117mm)
Minimum object distance	Wide: 823 x 617mm, Tele: 51 x 39mm
Mount type	Sony 1/2-inch type bayonet mount
Weight	1,2kg (including lens hood)
Dimensions (WxHxD)	123 x 102 x 205mm (including objections)



SONY[®]

Sony Electronics Inc.
1 Sony Drive
Park Ridge, NJ 07656
www.sony.com/professional

© 2002 Sony Electronics Inc. All rights reserved.

Reproduction in whole or in part without written permission is prohibited.

Features, design and specifications are subject to change without notice.

All non-metric weights and measures are approximate.

Sony, Clear Scan, ClipLink, DVCAM logo, DynaFit, DynaLatitude, EditStation, i.LINK,
Power HAD, Power HAD WS, SetupLog, SetupNavi and TruEye are trademarks of Sony.

All other trademarks are the property of their respective owners.