

SONY



Guide to Sony 800MHz Wireless Microphones

Systems Configurations for BC & Professional Camcorders



by Sony Professional Audio
& Acquisition Products Group

-Table of Contents -

Overview of Sony Wireless Guide	1-4
How to specify a complete wireless system	1
Overview of camcorders for wireless.....	2-3
Introduction.....	4
Configuration #1 WRR-855A/810A UHF Diversity Tune.....	5
Configuration #2 Single WRR-855B / 810A / 805A UHF Tuner	6, 7
Configuration #3 WRR-855B UHF Diversity Tuner.....	7
Configuration #4 2 or More UHF Diversity Tuners.....	8
Configuration #5 WRR-805A UHF Tuner.....	9
Sony Mounting Standards.....	9
Optional Mounting Hardware & Accessories.....	10
Portable UHF Tuners.....	11,12
UHF Body-Pack Transmitters.....	13
Handheld UHF Transmitters.....	14,15
Suggested Application Packages.....	16
Frequency Selection and Coordination Chart	17-24
Wireless Optional Accessories - Sales Models.....	25-27

How to specify a complete wireless system:-Overview

1. Select a suitable wireless receiver for the camcorder.
 - Use Overview of Camcorders for Wireless as help (Pages 1-4)
 - Use Suggested Applications Packages as Guide (Pg. 16)
 - Use Camcorder / Wireless Microphone Configuration Chart* as a guide. (*see chart)
 - Select wireless receiver and transmitter using Wireless Product overview as a guide (Pg. 11-15)
2. Select the required mounting accessories
 - Use the Configuration #1 to #5 as guide (Pg. 5-9)
 - Select optional accessories using the tables on (Pg. 10, 25-27)
3. Select the channel allocation.

Since wireless use is a secondary use of the spectrum, it is necessary to choose operating frequencies not in (primary) use in a given area. If it is a requirement to use multiple wireless systems at once, it is recommended that the user consult the Sony Regional Audio Manager , or the local FCC office (www.fcc.gov) for help in choosing channels.

- Use Frequency Selection and Allocation Chart as first guide. (Pg. 17-24)
- Use Frequency Selection and Allocation Chart as a more detailed guide (Pg.17-24)

OVERVIEW OF CAMCORDERS FOR WIRELESS:

Summary of Sony Camcorders and Wireless Capability:

1A. Sony Digital Camcorders with Built-in Wireless Slot

(Camcorder as shipped - See Page 5 of Wireless Guide for details)

The following models are capable of 4-channel audio w/optional CA-701 input adapter:

<u>Camcorder Model</u>	<u>Wireless Models</u>	<u>Second Wireless</u>	<u>Third Wireless</u>
DNW-7; DNW-9WS	WRR-855B	WRR-855B w/BTA-801	One WRR-855B in
DNW-90; DNW-90WS	(Slot-in)	or WRR-810A	slot, plus WRR-862B
DNV-5		or WRR-805A	or two WRR-805As
HDW-750.....	”	”	N/A

1B. Sony Digital Camcorders with Built-in Wireless Slot

(Camcorders retrofitted (w/QR-SDH) for Anton Bauer Ni-Cad Batteries)

See Page 5 of Wireless Guide for details.

The following models are capable of 4-channel audio w/optional CA-701 input adapter:

<u>Camcorder Model</u>	<u>Wireless Models</u>	<u>Second Wireless</u>	<u>Third Wireless</u>
DNW-7; DNW-9WS	WRR-855B	WRR-855B w/BTA-801	One WRR-855B in
DNW-90; DNW-90WS	(Slot-in)	or WRR-810A	slot, plus WRR-862B
DNV-5		or WRR-805A	or two WRR-805As
HDW-750.....	”	”	N/A

2A. Sony Digital Camcorders

(Camcorders as shipped. - See Page 6 of Wireless Guide for details.)

Models marked “ * ” are capable of 4-channel audio w/optional CA-701 input adapter:

<u>Camcorder Model</u>	<u>Wireless Models</u>	<u>Second Wireless</u>
DVW-700; DVW-700WS (2ch)	WRR-855B w/BTA-801	Two channels using WRR-862B
DVW-707; DVW-709WS *(4ch)	or WRR-810A	or (2) WRR-805A
DVW-790WS *(4ch)	or WRR-805A	
HDW-700A/1080 (2ch)		
HDW-F900 (2ch)		

2B. Sony Digital Camcorders

(Camcorders retrofitted (w/QR-SDH) for Anton Bauer Ni-Cad Batteries.)

See Page 6 of Wireless Guide for details

<u>Camcorder Model</u>	<u>Wireless Models</u>	<u>Second Wireless</u>
DVW-700; DVW-700WS	WRR-855B w/BTA-801	Two channels using WRR-862B
HDW-700A/1080	or WRR-810	or two WRR-805As (bracket required)
HDW-F900	or WRR-805A	
DVW-707; 709WS		
DVW-790WS		

2C. Sony Digital Camcorders

(Camcorders as shipped. - See Page 7 of Wireless Guide for details)

Camcorder Model

DSR-500WS; DSR-300

Wireless Models

WRR-855B w/CA-WR855

Second Wireless

Two channels using WRR-862B
or two WRR-805As (bracket required)

2D. Sony Digital Camcorders

Camcorders retrofitted (w/QR-DSR) for Anton Bauer Ni-Cad Batteries

See Page 9 of Wireless Guide for details

Camcorder Model

DSR-500WS; DSR-300

Wireless Models

WRR-855B w/BTA-801

Second Wireless

Two channels using WRR-862B
or two WRR-805As (bracket required)

3A. Sony Analog Camcorders - BetacamSP

(Camcorder as shipped w/NP-1 battery box , or retro fitted w/BP-90 battery box)

See Page 7 of Wireless Guide for details

Camcorder Model

BVW-D600 / D-600WS
BVW-400(A); BVW-300(A)
BVW-200; BVV-5
UVW-100B; PVV-3

Wireless Models

WRR-855B w/BTA-801
or WRR-810A
or WRR-805A

Second Wireless

Two channels using WRR-862B
or two WRR-805As (bracket required)

3B. Sony Analog Camcorders - BetacamSP

(Camcorder retrofitted with V-wedge mount (w/BKW-L601) for Li-Ion batteries.)

See Page 6 of Wireless Guide for details

Camcorder Model

BVW-D600 / D-600WS
BVW-400(A); BVW-300A
BVW-200; BVV-5
UVW-100B; PVV-3

Wireless Models

WRR-855B w/BTA-801
or WRR-810A
or WRR-805A

Second Wireless

Two channels using WRR-862B
or two WRR-805As (bracket required)

3C. Sony Analog Camcorders - BetacamSP

(Camcorders retrofitted (w/QRSP-200A or QRSP-400A) for use with Anton Bauer Ni-Cad Batteries.)

See Page 6 of Wireless Guide for details.

Camcorder Model

BVW-D600 / D-600WS
BVW-400(A); BVW-300(A)
BVW-200; BVV-5
UVW-100B; PVV-3

Wireless Models

WRR-855B w/BTA-801
or WRR-810A
or WRR-805A

Second Wireless

Two channels using WRR-862B
or two WRR-805As (bracket required)

-Professional Camcorder/Wireless System Configuration Guide-

The following is a comprehensive guide for setting up the right Sony wireless system with your camcorder. All configurations shown represent all current Sony professional camcorders and all current Sony wireless microphone models. Here are a few easy steps to configuring the proper system. Together with the details provided in this guide, these should help you to select the proper wireless equipment for use with your camcorder.

In general, a diversity system tuner (such as the **WRR-855B**) is better for more demanding applications. Especially where distance, excessive motion and reflective or obstructed operating conditions are a consideration, since it will provide greater freedom from “dropouts” due to multi-path signals.

In most other applications (where an occasional dropout is permissible or where distance is not a factor), models such as the **WRR-810A** and **WRR-805A** will work very well and will provide a more cost-effective solution.

In any case, the choice of a system is based on the following criteria:

- A) Budget
- B) Size and weight requirements
- C) Application requirements (lavaliere or hand-held microphone) &
- D) Working distance (RF output between 5mW and 50mW)

***Note: Any Sony 800MHz transmitter can be used with any model Sony 800MHz receiver, as long as they are frequency matched (*See Frequency Selection.)**

Please use the following as a guideline for determining your system’s requirements:

- First, look at your camera:
 - 1) Is it a consumer model or broadcast model?
 - 2) What type of battery mounting system does it have (V-wedge, NP-1, BKW-L601)?
 - 3) Does it have an accessory DC power output?
 - 4) What type of audio connections does it have?

-This will help you determine which wireless models are directly compatible.

- What mounting hardware comes with, or is available (optionally) for your camcorder?

-This will determine what (if any) additional hardware or accessories you will need to use a wireless system with your camcorder.

- What is your application? (ENG, Broadcast Production, Event Videography, etc...?)

-This will determine which is the right wireless system for you, once you have decided your overall direction (*See Suggested Application Systems). Certainly, budget may also be a consideration. That is why Sony has a wide selection of wireless components for every application and budget.

Configuration # 1: WRR-855B/810A UHF Diversity Tuners

(Betacam SX drop-in configuration)
Models:
DNW-7
DNW-9WS
DNW-90
DNW-90WS
HDW-750
DNV-5 (dockable VTR)

Fig. 1



DNW-9WS, shown with WRR-855B (above) in breakaway. BPL-60 battery is mounted via "V"-mount to rear of camera. WRR-855B power and audio connections are automatically made via multi-pin connector inside camera slot.

Fig.2



DNW-9WS, shown with WRR-855B in same configuration (installed-rear angle view)

Fig. 3



DNW-9WS, shown with one WRR-855B installed in same configuration, plus a second WRR-855A mounted to rear with A-8278-057-A mount and BTA-801A adapter. WRR-855B power is via 4-pin DC connector (supplied with BTA-801) to camera accessory power jack (shown) and audio via 12" XLR to XLR connection (user supplied).

Fig.4



*SX camcorder shown with internally mounted WRR-855B and WRR-810A mounted externally with the optional A-8278-057-A bracket.

Typical Package:

Required part:	Qty
WRR-855B (tuner)	1
Transmitter	1
Option (for 2nd tuner)	
A8278-057-A bracket ¹	1
WRR-855B	1
BTA-801 (ADAPTER)	1
Transmitter	1

1-The A-8278-057-A bracket is supplied with all Digital Betacam & HDCAM models as well as well as the BK-WL601

Configuration #2: Single WRR-855B / 810A / 805A UHF Tuners

Works with: Camcorders equipped with a NP-1 box, BP-90 (DC-500 box) BKW-L601 bracket -or- Anton Bauer battery adapter

This configuration applies to the following models:
Digital Betacam: Has Integrated Li-Ion Battery Mount (V-mount)
(Supplied w/ A8278-057-A bracket)
<ul style="list-style-type: none"> Option: DC-L1 and DC-L90 Sony NiCad Box w/ V-wedge Mounts Option: Anton Bauer QR-SDH Battery Mount w/ ABWMKKIT wireless adapter plate
Models:
DVW-700
DVW-700WS
DVW-707
DVW-709WS
DVW-790WS
HD-CAM: Has Integrated LiIon Battery Mount (V-mount)
(Supplied w/ A8278-057-A bracket)
<ul style="list-style-type: none"> Option: DC-L1 and DC-L90 Sony Ni-Cad Mounts Option: Anton Bauer QR-SDH Battery Mount with ABWMKKIT wireless adapter plate
Models:
HDW-700/1080
HDW-700A
HDW-F900

This configuration applies to the following models:
Betacam/Betacam SP: Supplied with NP-1 box
<ul style="list-style-type: none"> Option: BKW-L601 Li-Ion Battery Bracket
(Includes A8278-057-A wireless bracket)
<ul style="list-style-type: none"> Option: Anton Bauer QRSP-200/400A Battery Mount with ABWMKKIT wireless adapter plate (*see below)
Models:
BVW-300/300A* (QRSP-200A w/ ABWMKKIT)
BVW-400/400A* (QRSP-400A w/ ABWMKKIT)
BVW-D600 (QRSP-400A w/ ABWMKKIT)
BVW-D600WS (QRSP-400A w/ ABWMKKIT)
UVW-100B* (QRSP-200A w/ ABWMKKIT)
DXC-D30/PVV-3* (QRSP-200A w/ ABWMKKIT)
DXC-D35/PVV-3 (QRSP-200A w/ ABWMKKIT)
BVV-5* (QRSP-200A w/ ABWMKKIT)
(*discontinued models)

* A-8278-057-A may be required for some models. See Configuration Chart.

Fig. 5



WRR-855B shown inserted in BTA-801A adapter mounted to BVW-D600 or BVW-600WS (fitted with a BKW-L601 and supplied A-8278-057-A bracket). Battery is BPL-90. Power via camcorder 4 pin DC connector. (Supplied w/BTA-801). Audio connection is via user supplied 12" XLR-XLR cable.

Fig. 6



WRR-810A shown mounted to BVW-600WS with A-8278-057-A bracket. Battery is BPL-60. Power via WRR-810A internal "AA" batteries. Audio is via XLR connector to camcorder audio input (user supplied).

Fig. 7



WRR-805A shown mounted to BVW-600WS with supplied case on A-8278-057-A bracket and optional X-0248-167-1 plate adapter. Battery is BPL-60. Power via WRR-805A internal "AA" batteries. Audio is via optional K-1334 XLR connector to camcorder audio input.

Fig. 8



WRR-855A inserted into BTA-801 adapter and mounted to a BVW-600WS via the NP-1 battery box. Power is provided via a 4-pin DC connector on camcorder (cable supplied with BTA-801). A WRR-810A or WRR-805A may also be mounted to the NP-1. The WRR-805A also requires the optional X-0248-167-1 dual bracket.

Typical package:

Required part	QTY
WRR-855B, WRR-810A or WRR-805A	1
BTA-801 (for WRR-855B only)	1
* Optional X-0248-167-1 bracket (for WRR-805B only)	1
* Transmitter	1

Configuration #3: WRR-855B UHF Diversity Tuner

Works with: DVCAM models w/ CA-WR855 (optional adapter), or *Anton Bauer QR-DSR optional adapter with ABWMKKIT wireless adapter plate.

Fig. 9



DVCAM/CA-WR855 ass'y shown in breakout with BPL-60A battery

Fig. 10



DVCAM/CA-WR855 (Shown assembled)

Fig. 11



DVCAM/CA-WR855 Shown assembled (rear angle)

DVCAM Models:
DSR-500WS
DSR-300 (A)
DSR-200(/A) ^{1 2}
DSR-130WS ²

* A WRR-810A or WRR-805A may also be mounted to DVCAM models. WRR-810A requires the use of the optional A-8278-057-A bracket. The WRR-805A also requires this, plus the X-0248-167-1 dual bracket. These may not be mounted in addition to the CA-WR855 adapter box, as this leaves no additional space on the rear of the camcorder to mount the A-8278-057-A bracket.

Typical Package:
(DSR-300 / 500WS)

Required Part	QTY
WRR-855B (ch)	1
CA-WR855	1
*Transmitter	1

¹ Requires DABK-L201 adapter

² Supplied with NP-1 box. Requires optional BTA-801 adapter.

Configuration # 4 Mounting 2 or more channels

Camcorder models	Max # of channels	Applicable tuner models	Required hardware
SX , HD	2 (4- with optional CA-701)	WRR-855B (one internal/one external, or one WRR-861B external) or WRR-862B or 2-WRR-805A	A-8278-057-A bracket, (plus BTA-801 for external 855 or X-0248-167-1 for 2/WRR-805A).
All other BC cameras	2	WRR-862B or 2-WRR-805A	A-8278-057-A bracket, (plus X-0248-167-1 for 2/WRR-805A).



SX camera shown with WRR-862B dual channel tuner mounted via supplied hardware adapter and optional A-8278-057-A bracket



Same shown (side view)



WRR-862B shown mounted to the CA-701 SDI output/audio input expander. The CA-701 has provisions for two additional balanced mic/line inputs. The CA-701 can be mounted to any Sony BC

Configuration # 5 WRR-805A UHF Tuner

Works with: Any consumer camcorder. Mount via supplied case/mount and 1/8" stereo mini-plug connector. For camcorder models using the A-8278-057-A or BKW-L601 bracket, the WRR-805A may be mounted using an optional, dual mounting adapter (X-0248-167-1).

Fig. 12




The **WRR-805A** Tuner shown mounted to a DCR-VX100 camcorder. Using a locking Velcro strap, mounting to the camcorder is very easy. The mount also rotates to facilitate the proper angle for reliable reception.

Fig. 13



Balanced mic/line inputs 1 & 2 (left) and 4-pin DC connector (right) on back of DSR-500 camcorder. Standard connectors on all Broadcast model Sony camcorders BETACAM, BetaSP, Digital Beta, HDCAM, DV (located opposite side on some models).


Sony Wireless Mounting Standards



The "4-hole" mount is used by several Sony professional camcorder bracket systems, including:

- A-8278-057-A (included with: BKW-L601, BKW-L201, BKW-L403)
- X-0248-167-1
- BTA-801
- NP-1 Box
- DC-500
- Anton Bauer QR-SDH or QR-DSR with ABWMK-KIT

Fig. 14




The "V-Wedge" mount is used by:

- CA-WR855 (for DSR-300 & 500 *only*)

The 4 rear-mounting screw holes will allow attachment of the A-8278-057-A bracket, alternatively.

Anton Bauer Adapter System (for use with compatible Anton Bauer NiCad batteries).



Anton Bauer QR-SDH battery adapter shown with **ABWMK-KIT** mounted. The ABWMK-KIT comes supplied with a side mount and rear-mount plate adapter. These are both configured like the 4-hole mounting system above and allows mounting of the BTA-801, WRR-810A or X-0248-167-1 mounting adapter.



Anton Bauer QR-SDH Shown again with just the side plate portion of the ABWMK-KIT. This side plate has three screw positions for mounting at various distances from the battery.

***Note:** The BTA 801A may be mounted to either of these two plates. However, the user will need to provide a slightly longer DC cable, as the one supplied with the BTA-801A

Fig. 15

Fig. 16

Optional Mounting Hardware & Accessories

X-0248-167-1 Dual Mount



Will mount 1 or 2 WRR-805As (screws supplied) to a camcorder supplied with an NP-1, DC-500 or an A-8278-057-A bracket. The clip on back of WRR-805A case slides on..

A-8278-057-A Mounting Bracket, CA-WR855 Adapter.



For mounting of any Sony UHF portable tuner (with tuner supplied hardware shown) to most Sony professional camcorder models. Included with BKW-L601 battery mount.



Using the "V" wedge mount system allows WRR-855A to be mount to DVCAM models and provides power and audio connections to/from the camcorder

BTA-801 Adapter.



Allows WRR-855A to be mounted to Sony camcorders equipped with an A-8278-057-A or NP-1, DC-500

NP-1 Box



Battery case/ mount. Supplied with Betacam, Betacam SP and some DVCAM models. Allows mounting of BTA-801A, WRR-810A or X-0248-167-1 bracket

DC-500 Box



For the BP-L90 battery. Optional battery case/mount for Betacam, Betacam SP and some DVCAM models. Allows mounting of BTA-801A, WRR-810A or X-0248-167-1 bracket

Supplied Hardware.



Top Piece



Bottom Piece


Included with the BTA-801A and WRR-810A. Mounts to 4-hole system on NP-1, A-8278-057-A, etc... Clips on the BTA-801A & WRR-810A insert into these.

K-1334 Adapter Cable



Converts the locking 1/8" mini-plug output of WRR-805A to balanced male XLR. This allows the WRR-805A to be connected to any professional camcorder.

WRR-805A Case / mount.



(supplied accessory). Main case (left) can be mounted to optional dual bracket. Detached Velcro strap (right) allows mounting to handle of consumer camcorders.

CA-701 Input Expander.



Optional Input expander adapter for professional camcorders. Provides two additional balanced mic/line inputs with controls and displays

Anton Bauer Battery Adapters/Brackets *

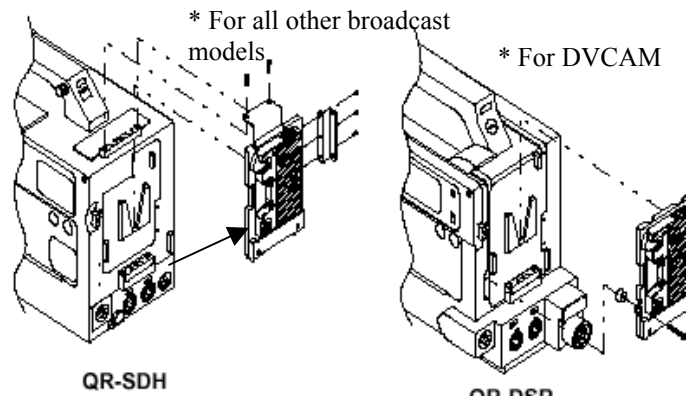


Fig. 16

* Illustration shown provided by Anton Bauer

UHF Receiver Options:

WRR-862B (CH/CH) Dual Channel Diversity UHF Tuner



- Dual channel Diversity UHF PLL-synthesized tuner
- 188 frequencies (each channel) tunable across a 24 MHz range
- Variable level headphone monitor output w/ selectable source
- Back-lit LCD display of status (AF, RF, CH, GROP, battery), plus independent A/B antenna LEDs
- Dual power mode. Can be internally (via 4 “AA” batteries) or DC powered via cameras accessory out
- Adjustable squelch level
- Supplied mounting hardware and cables
- Available on B channels 62/64 (62-65) or 66/68 (66-69). Also available by special order on 14/16 (14-17) & 30/32 (30-33)

WRR-861B (CH/CH) Diversity UHF Tuner



- Diversity UHF PLL-synthesized tuner
- 188 frequencies (each channel) tunable across a 24 MHz range
- Variable level headphone monitor output
- Back-lit LCD display of status (AF, RF, CH, GROP, battery), plus independent A/B antenna LEDs
- Dual power mode. Can be internally (via 4 “AA” batteries) or DC powered via cameras accessory out
- Adjustable squelch level
- Supplied mounting hardware and cables
- Available on B channels 62/64 (62-65) or 66/68 (66-69)

WRR-855B (CH/CH) Diversity UHF Tuner



- Diversity UHF PLL-synthesized tuner (188 channels)
- LCD display of status (AF, RF, CH, GROP, battery)
- Fits directly into Betacam SX camcorders
 - Returns audio back to camcorder
 - Transmits display information to SX model viewfinder
- Fits most Sony broadcast camcorders with BTA-801 or CA-WR855 adapter
- Receives power from camera:
 - SX models directly via multi-pin connector
 - DVCAM Via CA-WRR855
 - All other models via BTA-801 adapter box (4-pin accessory camera power)
- Available on B channels 62/64 (62-65) or 66/68 (66-69). Also available by special order on 14/16 (14-17) & 30/32 (30-33)

WRR-810A (CH) UHF Tuner



- UHF synthesized tuner (94 channels)
- LCD display of status (AF, RF, CH, GROF, battery)
- Fits most Sony broadcast camcorders with:
 - NP-1
 - BBKW-L601
 - DSBK-201
 - BKW-L403, or
 - Anton Bauer QRD-700
- Receives power from camera via 4-pin DC accessory output
- Balanced XLR audio out plugs into camcorder mic input
- Available on A channels 64 (64/65), 66 (66/67) & 68(68/69)

WRR-805A UHF Non-Diversity Tuner



- Light-weight and low-cost
- UHF synthesized tuner (94 channels)
- LCD display of status (AF, RF, CH, GROF, battery)
- Fits most Sony consumer / prosumer camcorders via easy Velcro® strap-mount (mounts to camcorder handle).
- 6 hours of continuous power (2-“AA” alkaline batteries).
- Audio output via balanced 1/8” mini-jack or via optional XLR adapter cable.
- Variable headphone monitor output
- Optional balanced XLR audio connecting cable plugs into camcorder audio input
- Available on A channels 64 (64/65), 66 (66/67) & 68(68/69)

UHF Transmitter Options:

UHF Body-Pack Transmitters:

WRT-805B (CH/CH)



- **Low-cost**
- **Light weight**
- **188 PLL-synthesized channels**
- **10mW output**
- **6 hrs w/ 1 “AA” batteries**
- **Channels: 62/64 (62-65) or 66/68 (66-69)**

- **Accepts:**
 - ECM-44BMP- Omni lav. General purpose
 - ECM-166BMP- Uni lavalier. Instrumental/vocal use
 - ECM-77BMP- Omni lavalier. High-quality vocal/instrumental
 - ECM-310BMP- Headset. Vocal/announcer
 - GC-.07/1 Instrument adapter cable

WRT-822B (CH/CH)



- **Sturdy and light-weight magnesium-alloy case**
- **188 PLL-synthesized channels**
- **20mW RF output**
- **8 hrs w/2 “AA” batteries**
- **Channels 62/64 (62-65) or 66/68 (66-69). Also available by special order on 14/16 (14-17) & 30/32 (30-33)**

- **Accepts:**
 - ECM-44BC Omni lav. General purpose
 - ECM-55BC Omni lav. General Purpose
 - ECM-66BC Uni lav. Instrumental/vocal use
 - ECM-166BC Uni lav. Instrumental/vocal use
 - ECM-77BC Omni lav. High-quality vocal/instrumental
 - ECM-310BC Headset. Vocal/announcer
 - EC-1.5CF 1.5m Microphone adapter cable

WRT-860A (CH)



- **Rugged, all-metal case**
- **Ultra-compact, lightweight**
- **94 PLL-synthesized channels**
- **20mW RF output**
- **6 hrs. of continuous operation w/2 “AA” batteries**
- **Channels 64/65 66/67 & 68/69**

- **Accepts:**
 - ECM-44BC Omni lav. General purpose
 - ECM-55BC Omni lav. General Purpose
 - ECM-66BC Uni lav. Instrumental/vocal use
 - ECM-166BC Uni lav. Instrumental/vocal use
 - ECM-77BC Omni lav. High-quality vocal/instrumental
 - ECM-310BC Headset. Vocal/announcer
 - EC-1.5CF 1.5m Microphone adapter cable

Hand-held UHF Transmitters:

WRT-800A68



- Electret condenser element
- Designed for general purpose / speech applications
- Low-cost UHF transmitter
- 5mW RF output
- 12 hrs w/1 “AA” battery
- Channel 68 (68/69) only

WRT-807B(CH)



- High-quality dynamic element (same as F-780) for demanding vocal applications
- Rugged, all-metal construction
- Integrated LCD display of transmitter function
- Locking on/off switch
- 5 hours of continuous operation w/ single “AA” alkaline battery
- 10 mW RF output
- Available on Channels 62/64 (62/63/64/65) & 66/68 (66/67/68/69)

WRT-867A(CH)/X



- High-quality dynamic hyper-cardioid element (same as F-780/X)
- For critical vocal applications
- 10mW RF output
- 4 hrs w/1 “AA” battery
- Available on Channels 64 (64/65), 66 (66/67) & 68(68/69)

WRT-847B (CH/CH)



- Modular hand-held transmitter system
- 5 Available capsules for a variety of applications
- 188 selectable PLL-synthesized frequencies within a 24 MHz range
- Selectable RF output level 10 mW/ 50 mW
- Back-lit LCD display of all status
- Locking on/off switch
- Approx. 8 hrs of continuous operation w/2-“AA” batteries (@ 10mW)
- Variable sensitivity from -12 to +9dB in 3dB steps.
- Typical dynamic range >101dB
- Rugged all-metal construction
- Available on B channels 62/64 (62-65) or 66/68 (66-69). Also available by special order on 14/16 (14-17) & 30/32 (30-33)

Available capsules



CU-F780

Super-cardioid
Dynamic
General Vocal



CU-G780

Super-cardioid
Dynamic
Critical Vocal



CU-E700

Super-cardioid
Condenser
Critical Vocal



CU-F117

Omni-directional
Dynamic
Interview/ENG



CU-E672

Hyper-cardioid
Condenser
Field Production

WRT-808A (CH)



- Plug-on UHF transmitter for ENG applications
 - Converts almost any mic* to wireless operation
 - Mic or line level (variable)
 - 10mW/50mW RF output (switchable)
 - 4 hrs continuous operation w/2 “AA” batteries
 - Available on Channels 64 (64/65), 66 (66/67) & 68(68/69)
- * Dynamic or battery-powered condenser mic.

Suggested Application Packages

Package #1 News/ENG

WRR-855B



+

WRT-808A



+



F-780/9X
(or other dynamic
microphone).

-OR-

WRT-822B



(Plus ECM
lavalier
microphone)

Package #2 Production

WRR-855B



CA-WR855



DSR-500WS



+

WRT-807B



-OR-

WRT-822B



(Plus ECM
lavalier
microphone)

Package #3 Event Videography



DSR-PD150A

+



WRR-805A
(includes mount)

+



WRT-800A68

-OR-

WRT-805B



(Plus ECM
lavalier
microphone)

(Page intentionally left blank)

***A Note about Frequency Selection –**

Sony's wireless systems operate across **8 TV channels (62-69)**. Models with an "A" designation after the model number operate across 2 of these channels (12mHz). **64** operates on TV channels 64 & 65; **66** operates on 66 & 67; and **68** operates on 68 & 69. Each of these systems is tunable to any of 47 frequencies on each TV channel, for a total of 94 channels. After each model number is the designation (CH). This refers to 64, 66 or 68 versions of this model. You must choose the correct channel version of each model when ordering.

In addition, models ending in the letter "B" operate across 4 TV channels or 24mHz in the range of TV channels 62-69. They offer a total of 188 tunable frequencies. These models are available on 2 channel sets. **62/64** operates on channels 62, 63, 64 & 65. **66/68** operates on channels 66, 67, 68 & 69. **B** version models from channels 64-69 are compatible with any **A** version models in the same range.

*Some models (WRT-847B, WRT-822B, WRR-855B & WRR-855B) are also available on a limited basis on channel groups 14/16 (14-17) & 30/32 (30-33).

Make sure to match the order frequency number (64, 66, 68, or 62/64, 66/68) on both the transmitter and receiver, as these each have a channel designation (e.g.- WRT822B66/68 with WRR-855B66/68). Choice of order frequency is arbitrary, unless otherwise determined by a particular requirement (such as available frequencies in a given location. eg.: A TV station operating on channel 68 in your area would cause potential interference for wireless systems. However, channel 69 should still function properly, as should other channels. If you have any questions regarding order frequency selection, or frequency availability of any given model, please consult your Sony Regional Audio Account Manager.

- Features and specifications are subject to change without notice

FREQUENCY CHARTS

GROUP 00 Channels 62/63											
CH		FREQUENCY	CH		FREQUENCY	CH		FREQUENCY	CH		FREQUENCY
62	01	758.125	62	25	761.125	63	01	764.125	63	25	767.125
62	02	758.250	62	26	761.250	63	02	764.250	63	26	767.250
62	03	758.375	62	27	761.375	63	03	764.375	63	27	767.375
62	04	758.500	62	28	761.500	63	04	764.500	63	28	767.500
62	05	758.625	62	29	761.625	63	05	764.625	63	29	767.625
62	06	758.750	62	30	761.750	63	06	764.750	63	30	767.750
62	07	758.875	62	31	761.875	63	07	764.875	63	31	767.875
62	08	759.000	62	32	762.000	63	08	765.000	63	32	768.000
62	09	759.125	62	33	762.125	63	09	765.125	63	33	768.125
62	10	759.250	62	34	762.250	63	10	765.250	63	34	768.250
62	11	759.375	62	35	762.375	63	11	765.375	63	35	768.375
62	12	759.500	62	36	762.500	63	12	765.500	63	36	768.500
62	13	759.625	62	37	762.625	63	13	765.625	63	37	768.625
62	14	759.750	62	38	762.750	63	14	765.750	63	38	768.750
62	15	759.875	62	39	762.875	63	15	765.875	63	39	768.875
62	16	760.000	62	40	763.000	63	16	766.000	63	40	769.000
62	17	760.125	62	41	763.125	63	17	766.125	63	41	769.125
62	18	760.250	62	42	763.250	63	18	766.250	63	42	769.250
62	19	760.375	62	43	763.375	63	19	766.375	63	43	769.375
62	20	760.500	62	44	763.500	63	20	766.500	63	44	769.500
62	21	760.625	62	45	763.625	63	21	766.625	63	45	769.625
62	22	760.750	62	46	763.750	63	22	766.750	63	46	769.750
62	23	760.875	62	47	763.875	63	23	766.875	63	47	769.875
62	24	761.000				63	24	767.000			

GROUP 00 CHANNELS 64/65											
CH		FREQUENCY	CH		FREQUENCY	CH		FREQUENCY	CH		FREQUENCY
64	01	770.125	64	25	773.125	65	01	776.125	69	25	779.125
64	02	770.250	64	26	773.250	65	02	776.250	69	26	779.250
64	03	770.375	64	27	773.375	65	03	776.375	69	27	779.375
64	04	770.500	64	28	773.500	65	04	776.500	69	28	779.500
64	05	770.625	64	29	773.625	65	05	776.625	69	29	779.625
64	06	770.750	64	30	773.750	65	06	776.750	69	30	779.750
64	07	770.875	64	31	773.875	65	07	776.875	69	31	779.875
64	08	771.000	64	32	774.000	65	08	777.000	69	32	780.000
64	09	771.125	64	33	774.125	65	09	777.125	69	33	780.125
64	10	771.250	64	34	774.250	65	10	777.250	69	34	780.250
64	11	771.375	64	35	774.375	65	11	777.375	69	35	780.375
64	12	771.500	64	36	774.500	65	12	777.500	69	36	780.500
64	13	771.625	64	37	774.625	65	13	777.625	69	37	780.625
64	14	771.750	64	38	774.750	65	14	777.750	69	38	780.750
64	15	771.875	64	39	774.875	65	15	777.875	69	39	780.875
64	16	772.000	64	40	775.000	65	16	778.000	69	40	781.000
64	17	772.125	64	41	775.125	65	17	778.125	69	41	781.125
64	18	772.250	64	42	775.250	65	18	778.250	69	42	781.250
64	19	772.375	64	43	775.375	65	19	778.375	69	43	781.375
64	20	772.500	64	44	775.500	65	20	778.500	69	44	781.500
64	21	772.625	64	45	775.625	65	21	778.625	69	45	781.625
64	22	772.750	64	46	775.750	65	22	778.750	69	46	781.750
64	23	772.875	64	47	775.875	65	23	778.875	69	47	781.875
64	24	773.000				65	24	779.000			782.000

GROUP 00 Channels 66/67

CH		FREQUENCY	CH		FREQUENCY	CH		FREQUENCY	CH		FREQUENCY
66	01	782.125	66	25	785.125	67	01	788.125	67	25	791.125
66	02	782.250	66	26	785.250	67	02	788.250	67	26	791.250
66	03	782.375	66	27	785.375	67	03	788.375	67	27	791.375
66	04	782.500	66	28	785.500	67	04	788.500	67	28	791.500
66	05	782.625	66	29	785.625	67	05	788.625	67	29	791.625
66	06	782.750	66	30	785.750	67	06	788.750	67	30	791.750
66	07	782.875	66	31	785.875	67	07	788.875	67	31	791.875
66	08	783.000	66	32	786.000	67	08	789.000	67	32	792.000
66	09	783.125	66	33	786.125	67	09	789.125	67	33	792.125
66	10	783.250	66	34	786.250	67	10	789.250	67	34	792.250
66	11	783.375	66	35	786.375	67	11	789.375	67	35	792.375
66	12	783.500	66	36	786.500	67	12	789.500	67	36	792.500
66	13	783.625	66	37	786.625	67	13	789.625	67	37	792.625
66	14	783.750	66	38	786.750	67	14	789.750	67	38	792.750
66	15	783.875	66	39	786.875	67	15	789.875	67	39	792.875
66	16	784.000	66	40	787.000	67	16	790.000	67	40	793.000
66	17	784.125	66	41	787.125	67	17	790.125	67	41	793.125
66	18	784.250	66	42	787.250	67	18	790.250	67	42	793.250
66	19	784.375	66	43	787.375	67	19	790.375	67	43	793.375
66	20	784.500	66	44	787.500	67	20	790.500	67	44	793.500
66	21	784.625	66	45	787.625	67	21	790.625	67	45	793.625
66	22	784.750	66	46	787.750	67	22	790.750	67	46	793.750
66	23	784.875	66	47	787.875	67	23	790.875	67	47	793.875
66	24	785.000	66				24	791.000			

GROUP 00 Channels 68/69

CH		FREQUENCY	CH		FREQUENCY	CH		FREQUENCY	CH		FREQUENCY
68	01	794.125	68	25	797.125	69	01	800.125	69	25	803.125
68	02	794.250	68	26	797.250	69	02	800.250	69	26	803.250
68	03	794.375	68	27	797.375	69	03	800.375	69	27	803.375
68	04	794.500	68	28	797.500	69	04	800.500	69	28	803.500
68	05	794.625	68	29	797.625	69	05	800.625	69	29	803.625
68	06	794.750	68	30	797.750	69	06	800.750	69	30	803.750
68	07	794.875	68	31	797.875	69	07	800.875	69	31	803.875
68	08	795.000	68	32	798.000	69	08	801.000	69	32	804.000
68	09	795.125	68	33	798.125	69	09	801.125	69	33	804.125
68	10	795.250	68	34	798.250	69	10	801.250	69	34	804.250
68	11	795.375	68	35	798.375	69	11	801.375	69	35	804.375
68	12	795.500	68	36	798.500	69	12	801.500	69	36	804.500
68	13	795.625	68	37	798.625	69	13	801.625	69	37	804.625
68	14	795.750	68	38	798.750	69	14	801.750	69	38	804.750
68	15	795.875	68	39	798.875	69	15	801.875	69	39	804.875
68	16	796.000	68	40	799.000	69	16	802.000	69	40	805.000
68	17	796.125	68	41	799.125	69	17	802.125	69	41	805.125
68	18	796.250	68	42	799.250	69	18	802.250	69	42	805.250
68	19	796.375	68	43	799.375	69	19	802.375	69	43	805.375
68	20	796.500	68	44	799.500	69	20	802.500	69	44	805.500
68	21	796.625	68	45	799.625	69	21	802.625	69	45	805.625
68	22	796.750	68	46	799.750	69	22	802.750	69	46	805.750
68	23	796.875	68	47	799.875	69	23	802.875	69	47	805.875
68	24	797.000					24	803.000			

**FREQUENCY COORDINATION PLANS (FOR MAXIMUM # OF SIMULTANEOUS CHANNELS)
CHANNELS 64/65**

GROUP 11			GROUP 12			GROUP 13		
CH	FREQUENCY		CH	FREQUENCY		CH	FREQUENCY	
64	05	770.625	65	01	776.125	64	03	770.375
64	14	771.750	65	05	776.625	64	13	771.625
64	25	773.125	65	11	777.375	64	18	772.250
64	41	775.125	65	25	779.125	64	26	773.250
64	47	775.875	65	28	779.500	64	37	774.625
65	12	777.500	65	36	780.500	64	40	775.000
65	16	778.000	65	41	781.125	64	44	775.500
65	30	779.750	65	43	781.375	64	46	775.750
65	37	780.625						
65	40	781.000						
65	42	781.250						
11-Channel Group. Use when both channels 64 & 65 are available			8-channel Group. Use when channel 64 is on air			8-channel Group. Use when channel 65 is on air		
GROUP A1			GROUP A2			GROUP A3		
CH	FREQUENCY		CH	FREQUENCY		CH	FREQUENCY	
64	05	770.625	65	02	776.250	64	01	770.125
64	12	771.500	65	19	778.375	64	18	772.250
64	15	771.875	65	43	781.375	64	42	775.250
65	24	779.000						
65	33	780.125						
For 19-Channel Group. Used in conjunction with tuners in other versions (66, 68) when all TV channels are available (64-69)			For 13-channel Group. Used in conjunction with tuners in other versions (66,68) when all odd numbered TV channels are available (65, 67, 69)			For 13-channel Group. Used in conjunction with tuners in other versions (66,68) when all even numbered TV channels are available (64, 66, 68)		

CHANNELS 66/67

GROUP 11			GROUP 12			GROUP 13		
CH	FREQUENCY		CH	FREQUENCY		CH	FREQUENCY	
66	05	782.625	67	01	788.125	66	03	782.375
66	14	783.750	67	05	788.625	66	13	783.625
66	25	785.125	67	11	789.375	66	18	784.250
66	41	787.125	67	25	791.125	66	26	785.250
66	47	787.875	67	28	791.500	66	37	786.625
67	12	789.500	67	36	792.500	66	40	787.000
67	16	790.000	67	41	793.125	66	44	787.500
67	30	791.750	67	43	793.375	66	46	787.750
67	37	792.625						
67	40	793.000						
67	42	793.250						
11-Channel Group. Use when both channels 68 & 69 are available			8-channel Group. Use when channel 68 is on air			8-channel Group. Use when channel 69 is on air		
GROUP A1			GROUP A2			GROUP A3		
CH	FREQUENCY		CH	FREQUENCY		CH	FREQUENCY	
66	02	782.250	67	07	788.875	66	06	782.750
66	24	785.000	67	33	792.125	66	32	786.000
66	29	785.625	67	45	793.625	66	44	787.500
67	16	790.000						
67	18	790.250						
67	39	792.875						
For 19-Channel Group. Used in conjunction with tuners in other versions (64, 68) when all TV channels are available (64-69)			For 13-channel Group. Used in conjunction with tuners in other versions (64,68) when all odd numbered TV channels are available (65, 67, 69)			For 13-channel Group. Used in conjunction with tuners in other versions (64,68) when all even numbered TV channels are available (64, 66, 68)		

CHANNELS 68/69

GROUP 11			GROUP 12			GROUP 13		
CH		FREQUENCY	CH		FREQUENCY	CH		FREQUENCY
68	05	794.625	69	01	800.125	68	03	794.375
68	14	795.750	69	05	800.625	68	13	795.625
68	25	797.125	69	11	801.375	68	18	796.250
68	41	799.125	69	25	803.125	68	26	797.250
68	47	799.875	69	28	803.500	68	37	798.625
69	12	801.500	69	36	804.500	68	40	799.000
69	16	802.000	69	41	805.125	68	44	799.500
69	30	803.750	69	43	805.375	68	46	799.750
69	37	804.625						
69	40	805.000						
69	42	805.250						
11-Channel Group. Use when both channels 68 & 69 are available			8-channel Group. Use when channel 68 is on air			8-channel Group. Use when channel 69 is on air		
GROUP A1			GROUP A2			GROUP A3		
CH		FREQUENCY	CH		FREQUENCY	CH		FREQUENCY
68	06	794.750	69	11	801.375	68	10	795.250
68	20	796.500	69	22	802.750	68	21	796.625
68	24	797.000	69	30	803.750	68	29	797.625
68	40	799.000	69	36	804.500	68	35	798.375
69	04	800.500	69	40	805.000	68	39	798.875
69	17	802.125	69	43	805.375	68	42	799.250
69	23	802.175	69	45	805.625	68	44	799.500
69	47	805.875						
For 19-Channel Group. Used in conjunction with tuners in other versions (64,66) when all TV channels are available (64-69)			For 13-channel Group. Used in conjunction with tuners in other versions (64,66) when all odd numbered TV channels are available (65, 67, 69)			For 13-channel Group. Used in conjunction with tuners in other versions (64,66) when all even numbered TV channels are available (64, 66, 68)		

“B” Version Channel Plans

62/64

8-Channel Groups:

Group 01		Group 02		Group 03		Group 04	
Chan	Freq	Chan	Freq	Chan	Freq	Chan	Freq
62 - 01	758.125	63 - 03	764.375	64 - 01	770.125	65 - 03	776.375
62 - 05	758.625	63 - 13	765.625	64 - 05	770.625	65 - 13	777.625
62 - 11	759.375	63 - 18	766.250	64 - 11	771.375	65 - 18	778.250
62 - 25	761.125	63 - 26	767.250	64 - 25	773.125	65 - 26	779.250
62 - 28	761.500	63 - 37	768.625	64 - 28	773.500	65 - 37	780.625
62 - 36	762.500	63 - 40	769.000	64 - 36	774.500	65 - 40	781.000
62 - 41	763.125	63 - 44	769.500	64 - 41	775.125	65 - 44	781.500
62 - 43	763.375	63 - 46	769.750	64 - 43	775.375	65 - 46	781.750

11-Channel Groups

Group 05		Group 06		Group 07		Group 08	
Chan	Freq	Chan	Freq	Chan	Freq	Chan	Freq
62 - 07	758.875	64 - 05	770.625	62 - 03	758.375	63 - 08	765.000
62 - 09	759.125	64 - 14	771.750	62 - 12	759.500	63 - 10	765.250
62 - 12	759.500	64 - 25	773.125	62 - 23	760.875	63 - 13	765.625
62 - 19	760.375	64 - 41	775.125	62 - 39	762.875	63 - 20	766.500
62 - 33	762.125	64 - 47	775.875	62 - 45	763.625	63 - 34	768.250
62 - 37	762.625	64 - 12	771.500	64 - 10	771.250	63 - 38	768.750
63 - 02	764.250	65 - 16	778.000	64 - 14	771.750	65 - 03	776.375
63 - 08	765.000	65 - 30	779.750	64 - 28	773.500	65 - 09	777.125
63 - 24	767.000	65 - 37	780.625	64 - 35	774.375	65 - 25	779.125
63 - 35	768.375	65 - 40	781.000	64 - 38	774.750	65 - 36	780.500
63 - 44	769.500	65 - 42	781.250	64 - 40	775.000	65 - 45	781.625

16-channel group:

Group 09	
Chan	Freq
62 - 03	758.375
62 - 05	758.625
62 - 08	759.000
62 - 12	759.500
62 - 34	762.250
63 - 01	764.125
63 - 20	766.500
63 - 37	768.625
64 - 02	770.250
64 - 27	773.375
64 - 47	775.875
65 - 11	777.375
65 - 22	778.750
65 - 32	780.000
65 - 38	780.750
65 - 46	781.750

“B” Version Channel Plans

66/68

8-Channel Groups:

Group 01		Group 02		Group 03		Group 04	
Chan	Freq	Chan	Freq	Chan	Freq	Chan	Freq
66 - 01	782.125	67 - 03	788.375	68 - 01	794.125	69 - 03	800.375
66 - 05	782.625	67 - 13	789.625	68 - 05	794.625	69 - 13	801.625
66 - 11	783.375	67 - 18	790.250	68 - 11	795.375	69 - 18	802.250
66 - 25	785.125	67 - 26	791.250	68 - 25	797.125	69 - 26	803.250
66 - 28	785.500	67 - 37	792.625	68 - 28	797.500	69 - 37	804.625
66 - 36	786.500	67 - 40	793.000	68 - 36	798.500	69 - 40	805.000
66 - 41	787.125	67 - 44	793.500	68 - 41	799.125	69 - 44	805.500
66 - 43	787.375	67 - 46	793.750	68 - 43	799.375	69 - 46	805.750

11-Channel Groups:

Group 05		Group 06		Group 07		Group 08	
Chan	Freq	Chan	Freq	Chan	Freq	Chan	Freq
66 - 07	782.875	68 - 05	794.625	66 - 03	782.375	67 - 08	789.000
66 - 09	783.125	68 - 14	795.750	66 - 12	783.500	67 - 10	789.250
66 - 12	783.500	68 - 25	797.125	66 - 23	784.875	67 - 13	789.625
66 - 19	784.375	68 - 41	799.125	66 - 39	786.875	67 - 20	790.500
66 - 33	786.125	68 - 47	799.875	66 - 45	787.625	67 - 34	792.250
66 - 37	786.625	68 - 12	795.500	68 - 10	795.250	67 - 38	792.750
67 - 02	788.250	69 - 16	802.000	68 - 14	795.750	69 - 03	800.375
67 - 08	789.000	69 - 30	803.750	68 - 28	797.500	69 - 09	801.125
67 - 24	791.000	69 - 37	804.625	68 - 35	798.375	69 - 25	803.125
67 - 35	792.375	69 - 40	805.000	68 - 38	798.750	69 - 36	804.500
67 - 44	793.500	69 - 42	805.250	68 - 40	799.000	69 - 45	805.625

16-Channel group

Group 09	
Chan	Freq
66 - 03	782.375
66 - 05	782.625
66 - 08	783.000
66 - 12	783.500
66 - 34	786.250
67 - 01	788.125
67 - 20	790.500
67 - 37	792.625
68 - 02	794.250
68 - 27	797.375
68 - 47	799.875
69 - 11	801.375
69 - 22	802.750
69 - 32	804.000
69 - 38	804.750
69 - 46	805.750

22-Channel group

No.	Channel	Frequency
1	62-06	758.750
2	62-12	759.500
3	62-28	761.500
4	62-30	761.750
5	63-01	764.125
6	63-14	765.750
7	64-05	770.625
8	64-36	774.500
9	64-47	775.875
10	65-08	777.000
11	65-34	780.250
12	66-15	783.875
13	66-27	785.375
14	67-24	791.000
15	67-39	792.875
16	67-47	793.875
17	68-24	797.000
18	68-29	797.625
19	69-25	803.125
20	69-35	804.375
21	69-39	804.875
22	69-42	805.250

WIRELESS OPTIONAL ACCESSORIES- SALES MODELS

MODEL #	DESCRIPTION	WORKS WITH MODELS:
BTA-801	CAMCORDER ADAPTER FOR WRR-855A	ALL BROADCAST MODEL CAMCORDERS (MAY REQUIRE OPTIONAL BKW-L601 BATTERY ADAPTER OR ANTON BAUER EQUIVELENT)
AN-820A	ACTIVE ANTENNA	ALL RACK-MOUNT TUNERS & DIVIDERS EXCEPT FOR WRR-800A/WRR-802A
CA-WR855	WIRELESS CAMCORDER ADPTER	WRR-855A/B WITH DSR-300, AND DSR-500 CAMCORDERS <i>ONLY</i>
CA-701	CAMCORDER SDI OUTPUT/MICROPHONE INPUT EXPANDER. ADDS TWO ADDITONAL MIC/LINE INPUTS	All Sony "drop-in" slot BC CAMCORDERS, DVW-707, DVW-709WS & DVW-790WS
EC.04CM	XLR MALE > SMC-9-4P ADAPTER CABLE	WRR-810A, WRR-862B
EC-15CF	XLR FEMALE > SMC-9-4P ADAPTER CABLE	WRT-820A, WRT-822A/B, WRT-860A
ECM-166BC	UNI LAVALIER MIC	WRT-820A, WRT-822A/B, WRT-860A
ECM-166BMP	UNI LAVALIER MIC	WRT-805A/B
ECM-310BC	UNI HEADSET MIC	WRT-820A, WRT-822A/B, WRT-860A
ECM-310BMP	UNI HEADSET MIC	WRT-805A/B
ECM-44BMP	OMNI LAVALIER MIC	WRT-805A/B
ECM-44BC	OMNI LAVALIER MIC	WRT-820A, WRT-822A/B, WRT-860A
ECM-55BC	OMNI LAVALIER MIC	WRT-820A, WRT-822A/B, WRT-860A
ECM-66BC	UNI LAVALIER MIC	WRT-820A, WRT-822A/B, WRT-860A
ECM-77BC	OMNI LAVALIER MIC	WRT-820A, WRT-822A/B, WRT-860A
ECM-77BMP	OMNI LAVALIER MIC	WRT-805A/B
GC-0.7MP/1	1/8" MINPLUG TO PHONE PLU ADAPTER CABLE	WRT-805A/B
K-1161	PHONE PLUG >SMC-9-4P ADAPTER CABLE	ALL RACK-MOUNT TUNERS & DIVIDERS EXCEPT FOR WRR-800A/WRR-802A
K-1314	1/4 WAVE ANTENNAS (Pr.)	ALL SONY RACK-MOUNT TUNERS
K-1324	SOLDERABLE 1/8" MINIPLUG	WRR-805A, WRT-805A/B
K-1334	1/8' LOCKING MINIPLUG TO XLR MALE ADAPTER CABLE	WRR-805A
LCS-T805	GUITAR STRAP SOFT CASE	WRT-805A/B
RK-800A	Rack-mount adapter kit	WRR-800A, WRR-802A

SC-M800	CARRYING CASE	FREEDOM PACKAGED SYSTEMS
WBC-0.6B-P	50 OHM COAXIAL ANTENNA CABLE (.6M)	ALL RACK-MOUNT TUNERS & DIVIDERS EXCEPT FOR WRR-800A/WRR-802A
WBC-10B-5P	50 OHM COAXIAL ANTENNA CABLE (10M)	ALL RACK-MOUNT TUNERS & DIVIDERS EXCEPT FOR WRR-800A/WRR-802A
WBC-20B-5P	50 OHM COAXIAL ANTENNA CABLE (20M)	ALL RACK-MOUNT TUNERS & DIVIDERS EXCEPT FOR WRR-800A/WRR-802A
WBC-30B-5P	50 OHM COAXIAL ANTENNA CABLE (30M)	ALL RACK-MOUNT TUNERS & DIVIDERS EXCEPT FOR WRR-800A/WRR-802A
WBC-50B-5P	50 OHM COAXIAL ANTENNA CABLE (50M)	ALL RACK-MOUNT TUNERS & DIVIDERS EXCEPT FOR WRR-800A/WRR-802A

WIRELESS SUPPLIED ACCESSORIES- REPLACEMENT PARTS

WORKS WITH MODELS:	DESCRIPTION	KCP PART/ORDER #
MB-806A, WRR-801A	MODULE PANEL COVER	2-545-750-01
WRR-800A, WRR-802A	AC ADAPTER	1-467-114-22
WRT-800A	WINDSCREEN CAGE	X-3679-322-2
WRT-800A	WINDSCREEN	3-603-339-01
WRT-800A	ADJUSTMENT SCREWDRIVER	3-603-337-02
WRT-800A, WRT-805A, WRR-805A, WRT-807A/B	RATTAIL ANTENNA	1-467-301-11
WRT-805A	BELT-MOUNT SPRING	2-545-245-01
WRR-805A, WRT-820A, WRT-822A/B, WRT-860A, WRR-810A	AA BATTERY CAGE ASS'L Y	A-4521-033-D
WRR-805A	1/8" CONNECTION CABLE	1-790-935-11
WRR-805A	SOFT CASE/MOUNT ADAPTER	2-545-716-01
WRT-807A/B	WINDSCREEN CAGE	X-3678-174-2
WRT-807A/B	WINDSCREEN	3-682-258-01
WRT-807A/B	MIC HOLDER	A-4508-029-A
WRT-807A/B	HOLDER SCREW ADAPTER	2-525-614-11
WRT-847B	MIC HOLDER	A-8327-823-A
WRT-847B	STAND ADAPTER	2-525-614-11
CU-F117	CAGE ASSEMBLY	X-3608-170-1
CU-F117	INTERNAL WINDSCREEN	3-631-743-01
CU-F117	SUPPLIED ACC'Y WINDSCREEN	3-633-277-01
CU-E672	SUPPLIED ACC'Y WINDSCREEN	3-631-741-02
CU-E700	CAGE ASSEMBLY	X-3608-168-1
CU-E700	INTERNAL WINDSCREEN	3-631-740-01
CU-F780	CAGE ASSEMBLY	X-3678-174-2
CU-F780	INTERNAL WINDSCREEN	3-682-258-01
CU-G780	CAGE ASSEMBLY	X-3608-171-1
CU-G780	INTERNAL WINDSCREEN	3-682-258-01
CU-E672	WINDSCREEN	
WRT-830A, WRT-810A	MIC HOLDER	A-4508-029-A

WRT-830A, WRT-810A	HOLDER SCREW ADAPTER	2-100-952-00
WRT-820A, WRT-822A/B	SOFT BELT CASE w/mount	2-540-964-01
WRT-820A, WRT-822A/B	ANTENNA	1-501-458-12
WRT-820A, WRT-822A/B	SOFT CASE/MOUNT ADAPTER	2-540-964-01
WRT-822A/B, WRT-860A	MICROPHONE CONNECTOR PLUG ASSEMBLY (SMC9-4P)	1-560-155-41
WRR-861B, WRR-62B, WRR-855A/B, WRR-810A	HELICAL ANTENNA	1-501-612-13
WRR-861B, WRR862B	CAMCORDER MOUNTING PLATE	A-8327-546-A
WRR-861B, WRR862B	SOFT CASE/MOUNT ADAPTER	X-3168-350-2
WRR-810A	CASE/MOUNT ASSEMBLY	A-8265-089-A
WRR-810A, WRR-861B, WRR-862B, WRR-861B	XLR MALE > SMC9-4P AUDIO OUTPUT CABLE	1-574-041-11
BTA-801, WRR-861B, WRR-862B	DC-POWER CABLE	1-751-484-11
BTA-801, WRR-810A	ADAPTER PLATE-TOP MOUNT	2-540-028-01
BTA-801, WRR-810A	SCREWS FOR ABOVE (X2)	7-682-547-09
BTA-801, WRR-810A	ADAPTER PLATE-BOTTOM MOUNT	X-316-708-01
BTA-801, WRR-810A	SCREWS FOR ABOVE (X2)	7-682-560-09
WRR-805A	DUAL CAMCORDER MOUNT PLATE	X-0248-167-1 (Not available through parts. Please contact your Regional Sony Audio Manager)
ADAPTS BTA-801A, WRR-862B & WRR-810A TO ALL PROFESSIONAL CAMCORDERS	CAMCORDER MOUNTING BRACKET	A-8278-057-A

Third Party Accessories

*The following third party manufacturers provide alternative hardware options for mounting Sony wireless tuners onto various Sony cameras. You may contact these parties for information on a suitable mount in the event a Sony accessory does not fill your requirement.

IDX System Technology
22809 Lockness Ave.
Torrance, CA 90501
(310) 891-2800
www.idx.tv

The B.E.C. Group, Inc.
222 West 21st Street
Norfolk,, VA 23517
(757) 287-3530
www.thebecgroup.com

Anton Bauer
14 Progress Dr
Shelton, CT 06848
(203) 929-1100

*Sony makes no claims regarding these products and is not responsible for their performance or any incidents resulting from their use.

SONY