


Preliminary
Data

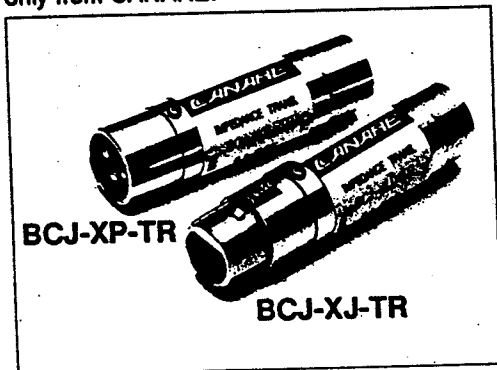
For AES/EBU Serial Digital Audio lines! Impedance Transformer

BCJ-XP-TR (Male) BCJ-XJ-TR (Female)

110Ω
↕
75Ω



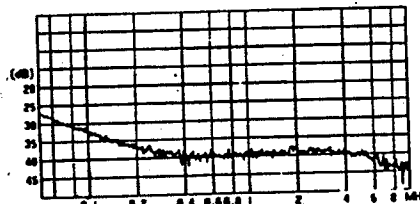
Canare Impedance Transformer is made for converting balanced AES/EBU 110Ω digital audio to unbalanced 75Ω. This cost effective adapter, allows you to switch from a limited length (<100ft) XLR-type microphone cable to a much longer (>2,000ft) and far less expensive 75Ω BNC coaxial video cable. Now, conveniently use Canare Video Patchbays and coax cabling to route any 2-channel AES/EBU digital audio signal. Advanced system solutions for your future, only from CANARE!



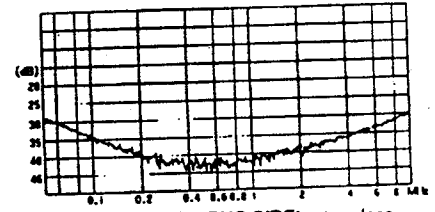
● CANARE 110Ω - 75Ω Impedance Transformer / Performance Specifications

BCJ-XP-TR
 Connector type : 110Ω side - XLA (3 pin, male)
 : 75Ω side-BNC receptacle
 Bandwidth: : 0.1 ~ 6MHz
 Voltage Max. : 5V p-p
 VSWR : less than 1.1(0.1~6MHz)
 Insertion Loss : less than 0.3 dB

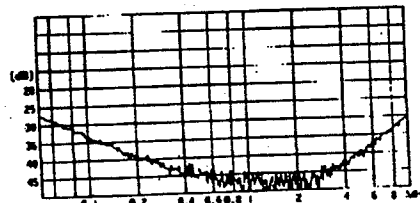
BCJ-XJ-TR
 Connector type : 110Ω side - XLA (3 pin, female)
 : 75Ω side-BNC receptacle
 Bandwidth: : 0.1 ~ 6MHz
 Voltage Max. : 5V p-p
 VSWR : less than 1.1(0.1~6MHz)
 Insertion Loss : less than 0.3 dB



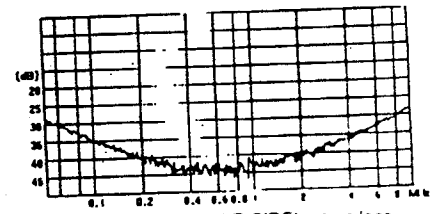
[fig.1] BCJ-XP-TR (BNC SIDE) return loss



[fig.3] BCJ-XJ-TR (BNC SIDE) return loss



[fig.2] BCJ-XP-TR (XLR SIDE) return loss



[fig.4] BCJ-XJ-TR (XLR SIDE) return loss

CANARE

511 5th Street, Unit G, San Fernando, CA 91340 • TEL 818-365-2446 • FAX 818-365-0479

June'91
specifications subject to change without notice



[CLICK HERE TO PRINT PAGE](#)

California:

531 5th Street, Unit A
San Fernando, California 91340
Tel: 818.365.2446
Fax: 818.365.0479

New York:

60 East 42nd Street, Suite 2306
New York, New York 10165
Tel: 212.682.9661
Fax: 212.682.9480

Introducing Canare Impedance Transformers



Canare Impedance Transformers allow 75 ohm coaxial transmission of all 2 channel AES/EBU Digital Audio signals. Low cost and easy to use, our I/O adapters are designed to passively convert all standard AES/EBU digital audio signals from 110 ohm/XLR3 Output (@ 4.5 Volts) to a 75 ohm BNC coaxial cable and then back again to a 110 ohm/XLR3 Input (200mV min). Also provides excellent rejection against hum and noise.

[>> BCJ-XJ-TRB](#)

XLR3: Female, BNC: Female

[>> BCJ-XP-TRB](#)

XLR3: Male, BNC: Female

[>> BCJ-XJ-A10TRA](#)

XLR3: Female, BNC: Female with 10dB Attenuation Pad

[>> PANEL MOUNT VERSIONS](#)

Panel Mount Versions of above.

**NADITBNC-M**

Interface balanced and coaxial lines. Female BNC 75 Ohm input and male chassis XLR 110 Ohm output.

TECHNICAL DATA

Maximum Voltage / Max. Power: 5Vp-p/250 mW

Frequency Band: 0,1 MHz to 6 MHz

Insertion Loss: < 0,3 dB @ 0,1 MHz to 10 MHz

VSWR / Return Loss: < 1,1 / > 26,4 dB

[PDF](#) [DXF](#)

**Accessories / Adapter**

Versatile, pre wired and ready to use adapters to reliably interlock various connector systems. Professional look and compact design, rugged diecast shell or aluminum profile housings for best reliability.

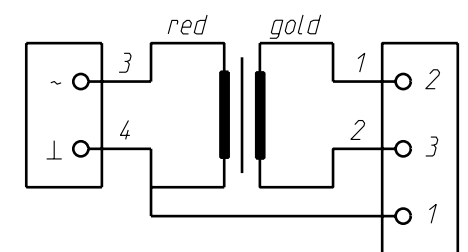

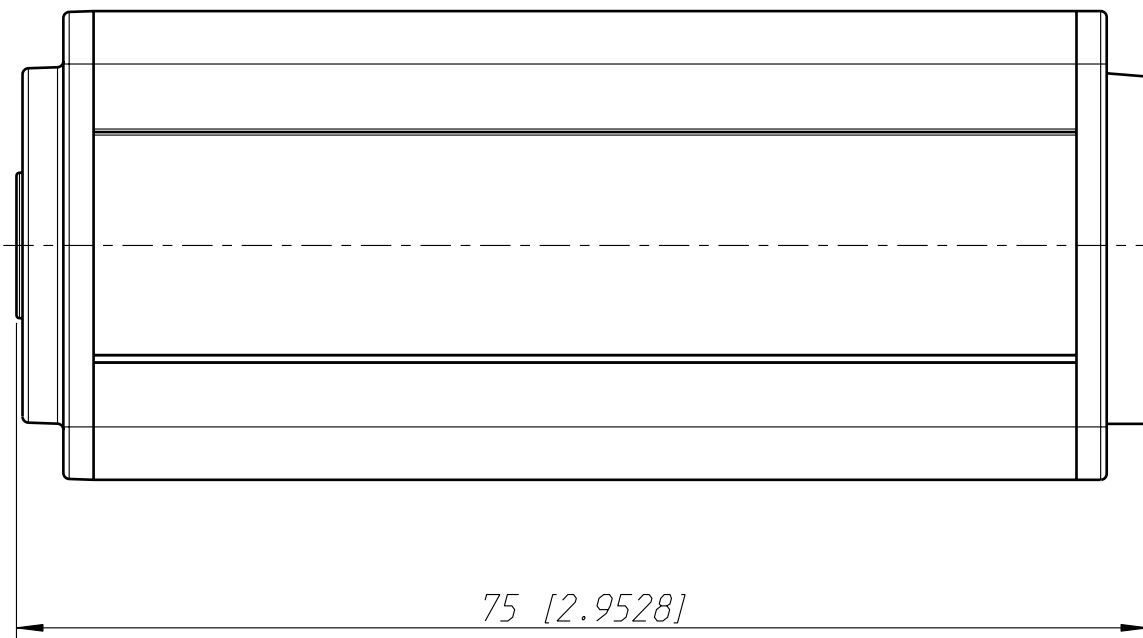
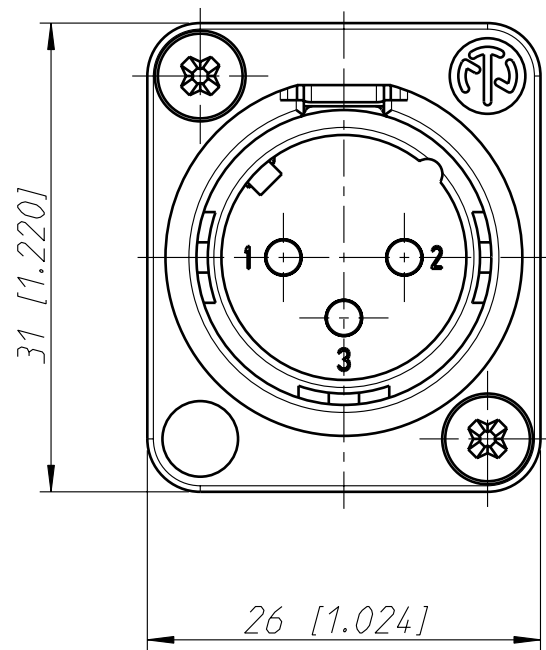
N...Standard Neutrik® product

N...Non standard Neutrik® product, only available from Neutrik® USA Inc.

Copyright © 2005
Neutrik® USA Inc.
All Rights Reserved.



Neutrik® USA Inc.
195 Lehigh Avenue
Lakewood, NJ 08701 - 4527
phone: +1-732-901 9488
fax: +1-732-901 9608
email: info@neutrikusa.com
net: <http://www.neutrik.com>



Allgemeintoleranzen ISO 2768-m	Werkstoff -	Massstab: 2:1 (A3)	Gezeichnet	15.10.04	Mijatovic
			Freigegeben	-	-
Zeichnung urheberrechtlich geschuetzt (DIN 34) (C)	-	-	Geaendert	-	-
			Aend.-Nr.	-	Aend.-Index -
Benennung NADITBNC-M NADITBNC-M			Ersatz fuer:	Blatt 1 von 1 Bl.	
NEUTRIK AG FL-9494 SCHAAN			Zeichn. Nr.	ST-NADITBNC-M	