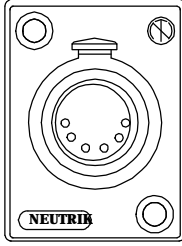


CONNECTOR
DESIGNATION

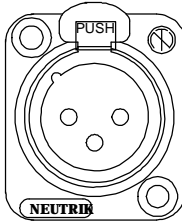
MODEL NUMBER

DESCRIPTION

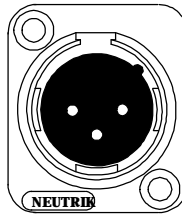
CONNECTOR MENU



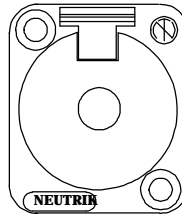
- A- 9 NC6FPS-1 XLR-type, female, 6 silver contacts, **Switchcraft compatible**
- A- 10 NC6FPS-1-BAG As NC6FPS-1, black shell




- C- 1 NC3FDL-1 XLR-type, Female, D-series, 3 silver contacts
- C- 2 NC3FDL-1-BAG As NC3FDL-1, black shell
- C- 3 NC3FDL-1-B As NC3FDL-1, black shell, gold contacts
- C- 4 NC3FP-P As NC3FDL-1, glass-filled polyester shell
- C- 5 NC3FDL-1-O As NC3FDL-1, retension spring instead of locking latch
- C- 6 NC4FDL-1 XLR-type connector, female, D-series, 4 silver contacts
- C- 7 NC4FDL-1-B As NC4FDL-1, black shell, gold contacts
- C- 8 NC5FDL-1 XLR-type connector, female, D-series, 5 silver contacts
- C- 9 NC5FDL-1-B As NC5FDL-1, black shell, gold contacts
- C- 10 NC6FDL-1 XLR-type connector, Female, D-series, 6 silver contacts
- C- 11 NC6FDL-1-B As NC6FDL-1, black shell, gold contacts
- C- 12 NC3FDL-1-BAG-O As NC3FDL-1, black shell, retension spring instead of locking latch



- D- 1 NC3MDL-1 XLR-type, male, D-series, 3 silver contacts
- D- 2 NC3MDL-1-BAG As NC3MDL-1, black shell
- D- 3 NC3MDL-1-B As NC3MDL-1, black shell, gold contacts
- D- 4 NC3MP-P As NC3MDL-1, glass-filled polyester shell
- D- 5 NC4MDL-1 XLR-type, male, D-series, 4 silver contacts
- D- 6 NC4MDL-1-B As NC4MDL-1, black shell, gold contacts
- D- 7 NC5MDL-1 XLR-type, male, D-series, 5 silver contacts
- D- 8 NC5MDL-1-B As NC5MDL-1, black shell, gold contacts
- D- 9 NC6MDL-1 XLR-type connector, male, D-series, 6 silver contacts
- D- 10 NC6MDL-1-B As NC6MDL-1, black shell, gold contacts
- D- 11 NC6MDSL-1 XLR-type connector, male, D-series, 6 silver contacts, **Switchcraft compatible**



- E- 1 NJ3FP-6C 1/4" phone jack, locking latch, D-series configuration, 3 silver contacts
- E- 2 NJ3FP-6C-BAG As NJ3FP-6C, black shell




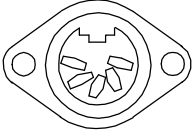
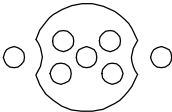

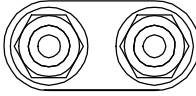
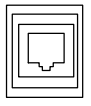
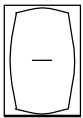

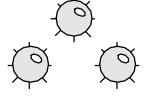

- F- 1 NL4MP Speakon, D-series configuration, 4 silver contacts
 - F- 2 NL4MPR As NL4MP, large round flange, 4 pin male
 - F- 3 NL8MPR As NL4MPR, 8-pin male
 - F- 4 EP4-13P EP-4, Female receptacle
 - F- 5 EP4-14 EP-4, male receptacle
- } Large Flange Requires 2 Locations, 1 Gang



- G- 1 11 1/4" phone jack, 2 cond., open ckt., iso washers
- G- 2 12A 1/4" phone jack, 2 cond., closed ckt., iso washers
- G- 3 12B 1/4" phone jack, 3 cond., open ckt., iso washers
- G- 4 LS-111 As 11, Hi-density, closed configuration, iso washers
- G- 5 LS-112B As 12A, Hi-density, closed configuration, iso washers
- G- 6 114B 1/4" phone jack, double closed circuit, iso washers
- G- 10H 11 (2) (2) 1/4" phone jacks, 2 cond., open ckt., iso washers, horiz. .75" ctr.
- G- 11H 12A (2) (2) 1/4" phone jacks, 2 cond., closed ckt., iso washers, horiz. .75" ctr.
- G- 12H 12B (2) (2) 1/4" phone jacks, 3 cond., open ckt., iso washers, horiz. .75" ctr.
- G- 13H 114B(2) (2) 1/4" phone jacks, double closed circuit, iso washers, horiz. .75" ctr.

* -Denotes non-stock item, please check lead times.

CONNECTOR MENU

CONNECTOR DESIGNATION	MODEL NUMBER	DESCRIPTION
	H- 1	LS-142A 1/8" mini jack, 2 cond., closed ckt., iso washers
	H- 2	27-655 3.5mm mini phone jack, 3 cond., open ckt., iso washers
	H- 3H	LS-142A (2) (2) 1/8" mini jacks, 2 cond., closed ckt., iso washers, horiz. .75" ctr.
	H- 4H	27-655 (2) (2) 3.5mm mini phone jacks, 3 cond., open ckt., iso washers, horiz. .75" ctr.
	I- 1	NYS325 DIN connector, Female, 5 cond., used for MIDI
	I- 2	SVMD-4PB 4-Pin mini DIN panel mount, female solder
	I- 3	SVMD-6PB 6-Pin mini DIN panel mount, female solder
	I- 4	TCS-415P 4-Pin mini DIN panel mount, female feedthru
	I- 5	TCS-615P 6-Pin mini DIN panel mount, female feedthru
	J- 1	119-5F EBY (KODAK) projector connector, Female
	J- 2	119-5M EBY (KODAK) projector connector, Male
	K- 1	3505F RCA phono jack, audio / video, iso washers
	K- 2H	3505F (2) (2) RCA phono jacks, audio / video, iso washers, horiz. .75" ctr.
	K- 3	MCM-RCA RCA phono jack, feed-thru
	K- 4H	MCM-RCA (2) (2) RCA phone jacks, feed-thru, horiz. .75" ctr.
	K- 5*	RJ-RU White Canare flush-mount RCA, insulator color WHITE
	K- 6*	RJ-RU Red Canare flush-mount RCA, insulator color RED
	K- 7*	RJ-RU Yellow Canare flush-mount RCA, insulator color YELLOW
	L- 1	UDBP Universal dual binding post
		M- 1
M- 2		SE648C8 Modular receptacle, 8 cond. IDC Type, standard "RJ-45"
M- 3		AMP555050 Feedthrough RJ-11 phone jack
M- 4		SE648C8A5 CAT-5, 8 cond., IDC Type, "RJ-45," Gov't standard
M- 5		SE648C8B5 CAT-5, 8 cond., IDC Type, "RJ-45," WECO standard
	N- 1	621-11221 Rocker switch, SPDT, 5A 125 VAC
	N- 2	621-12221 Rocker switch, DPDT, 5A 125 VAC
	O- 1	110-63 Toggle switch, SPST, toggle, 6A 125VAC
	O- 2	IL-250NBL3 Toggle switch, 4PDT, 15A 120 VAC
	O- 3	CLB300G 24 volt green LED with flange
	O- 4	CLB300R 24 volt red LED with flange
	O- 5	CLB300G/R 24 volt green LED (left) & 24 volt red LED (right), horizontally oriented in one cell
	P- 1	7101-MYZQE Mini-bat Toggle switch, SPDT, 5A 125VAC
	P- 2	7201-MYZQE Mini-bat Toggle switch, DPDT, 5A 125VAC







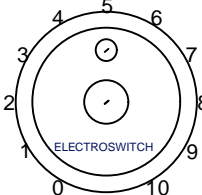
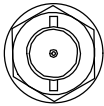
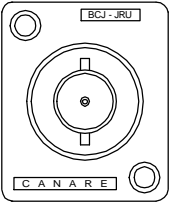


* -Denotes non-stock item, please check lead times.

CONNECTOR
DESIGNATION

MODEL NUMBER

DESCRIPTION


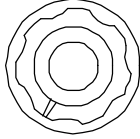




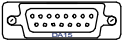

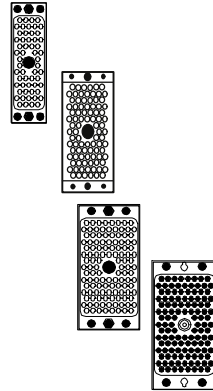
CONNECTOR MENU

	P- 3	AML21-CBA2AC	DPDT-Momentary, 2 amp	NOTE: Order bulbs and lenses below (PL series).
	P- 4	AML21-CBA2AD	DPDT-Alternate action, 2 amp	
	PL- 1	AML 86	6V bulb for AML 21 (For use with P-3 and P-4 Only)	
	PL- 2	AML 73	12V bulb for AML 21 (For use with P-3 and P-4 Only)	
	PL- 3	AML 85	24V bulb for AML 21 (For use with P-3 and P-4 Only)	
	PL- 4	AML-C10W	White Lens for AML 21 (For use with P-3 and P-4 Only)	
	PL- 5	AML-C10Y	Yellow Lens for AML 21 (For use with P-3 and P-4 Only)	
	PL- 6	AML-C10R	Red Lens for AML 21 (For use with P-3 and P-4 Only)	
	PL- 7	AML-C10G	Green Lens for AML 21 (For use with P-3 and P-4 Only)	
	P- 12	CH756K4	DPDT-On/Off/On 15 amp toggle	
	P- 13	CH7565K6	DPDT On/On 15 amp toggle	
	P- 14	CK7201P3YZQE	DPDT On/On flat toggle	
	P- 15	CK7203P3YZQE	DPDT On/ Off/ On flat toggle	
	P- 16	CK7401P3YZQE	4PDT On/ On flat toggle	
	P- 17	P2011U	Switchlock, DPDT, black nylon, 4a 125vac, 2 position	
	P- 18	Y2011V2C203NQ	C&K latching Y-series key-switch	
	P- 19	D4C0206N	Electroswitch 2pol/6pos or 1po/12pos rotary switch	
	Q- 1	BCJ-JR	CCanare BNC feedthru panel jack with IU-7/16 isolation gasket	NOTE: Feedthru connectors may not work given the area behind plate.
	Q- 2	BCJ-R/1	Canare BNC solder panel jack with IU-7/16 isolation gasket	
	Q- 3H	2 BCJ-JR	(2) Canare BNC feedthru panel jacks with IU-7/16 iso gasket, horiz. .75" ctr.	
	Q- 4H	2 BCJ-R/1	(2) Canare BNC solder panel jacks with IU-7/16 isolation gasket, horiz. .75" ctr.	
	R- 1	BCJ-JRU	Canare flush-mount isolated BNC feedthru	
	R- 2	BCJ-RU	Canare flush-mount isolated BNC solder	
	S- 1	GF81C	Blonder-Tongue "F" connector, feedthru, iso washers	
	S-3H	GF81C(2)	(2) Blonder-Tongue "F" connectors, feedthru, iso washers, horiz. .75" ctr.	
	S- 2	TCS-7649	4-Pin mini DIN panel mount, female	

* -Denotes non-stock item, please check lead times.



CONNECTOR MENU

CONNECTOR DESIGNATION	MODEL NUMBER	DESCRIPTION
 T-1	PKD-10KLIN	10K mini pot. with knob .75" dia., 1-10 dial
	T-2	SNDOLR AT10
	T-3	SNDOLR AT35
	T-4	SNDOLR AT75
	T-5	PKES-10K
 Y-1	DE9S	9 Contact, socket connector, solder type
 Y-2	DB25S	25 Contact, socket connector, solder type
 Y-3	DB25P	25 Contact, pin connector, solder type
	Y-4	CD-9532HD
	Y-5	CD-9515HDS
		15 Contact, Hi-density pin connector, feedthru type 15 Contact, Hi-density pin connector, solder type
 Y-6	DA-15	15 Contact, pin connector, solder type
 Y-7	CD9530	9 Contact, socket connector, feedthru type
	Z-1	DS-O56FP
	Z-2	DS-090-FP
	Z-4	HC-120-FP
	Z-5	HC-120-MP

NOTE: Z-1 / Z-2 / Y-3 / Y-4 Require 1 gang, 2 locations.
Z-4 / Z-5 Require 2 gangs, 4 locations.

Default orientation for Y-3 / Y-4 / Z-1 through Z-5 is vertical.

* -Denotes non-stock item, please check lead times.