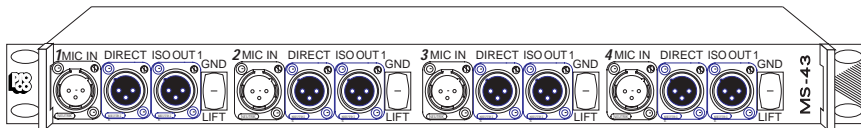


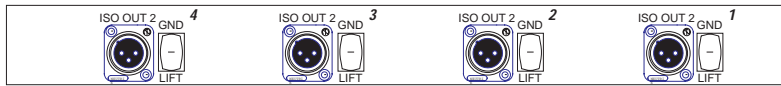
MS-43

FEATURES

4-CHANNEL MICROPHONE SPLITTER



FRONT OF UNIT



BACK OF UNIT

- Provides 3-Way Split for Low-Z Microphones
- 4 Splitter Channels in Single Rack Space
- Allows Assembly of Economical Expandable Splitting System
- Great for Musicians' Monitoring, Remote Recording and Broadcast
- Connects with Standard Mic Cables
- High-Quality Transformer-Isolated Outputs
- Rugged Uni-Box™ for Super Strength and Shielding

DESCRIPTION

The Pro Co Multiface MS-43 Quad Mic Splitter splits the signals from each of four low-impedance microphones (or similar sources) into three outputs, enabling three microphone preamplifiers to be fed from one source. The primary application for the MS-43A is in large sound reinforcement systems, where the P.A. system microphones must also be fed to a stage monitor system and a broadcast or remote recording mixer. In such complex systems grounding problems can cause both unacceptable noise levels and severe shock hazards. Transformer isolation in such situations minimizes interference from SCR lighting dimmers, radio transmitters and 60 Hz AC power wiring. The transformer-isolated feeds retain the advantage of common-mode noise rejection inherent in the use of balanced lines.

The MS-43A is fitted with standard 3-pin XLR-type connectors for MIC IN, DIRECT, and ISO OUT 1 and 2, so hook-up requires only standard

microphone cables. The use of the Pro Co MBT-2 transformer allows the MS-43 to provide floating, low-impedance outputs with wide, flat frequency response, ultra-low distortion, and no ringing or overshoot to degrade transient response.

The transformer's triple electrostatic shields and GND/LIFT switches provide isolation and buzz-free operation in virtually any environment.

The MS-43's rugged 16-gauge steel and aluminum "Uni-box™" construction enclosure is finished in a durable black texture powder coat finish with black anodized aluminum side channels. Easy-to-read control graphics are incorporated into the Lexan® front and back panel overlays. Inside, the specially designed transformers combine superb audio quality with unsurpassed noise rejection.

The MS-43 can be mounted in any standard 19" (482.6mm) rack. Top-quality connectors and switches provide trouble-free service even in abusive situations such as remote broadcast and recording operations. The rack-mounting design allows the user to assemble a conveniently packaged expandable splitting system that combines top-quality audio performance and isolation with an economical price.

CONTROLS

MIC IN:

Female 3-pin XLR-type connector accepts signal from low-impedance (150 ohm nominal) microphone or similar source. Input impedance (with 1.0 kohm loads on LOOP and both ISO OUTS): approx. 333 ohm.

DIRECT:

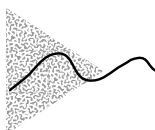
Male 3-pin XLR-type connector wired in parallel with MIC IN provides signal to feed mixer input.

ISO OUTS:

Male 3-pin XLR-type connectors provide floating transformer-isolated low-impedance outputs to feed mixer inputs. Recommended load impedances: 1.0 kohm.

GND/LIFTS:

GND position connects pin 1 of MIC IN/ LOOP OUT to pin 1 of ISO OUT. LIFT position "floats" ISO OUT. Used to reduce hum and buzz by eliminating ground loops and providing proper grounding for various conditions.



PRO CO MODEL MS-43 MICROPHONE SPLITTER

TYPICAL PERFORMANCE

All measurements made with 150 ohm source feeding MIC IN and 1.0 kohm loads on ISO OUTS to simulate typical "real world" microphone and mic preamps. 0dBv ref. = .775 volt.

FREQUENCY RESPONSE:

20Hz-20kHz, +/- .25 dB @ -15 dBv output.
-3dB @ approximately 140kHz.

TOTAL HARMONIC DISTORTION:

Less than .03% 20Hz-20kHz @ -30 dBv output.
Less than .1% 30Hz-20kHz @ -15 dBv output.
Less than .25% 20Hz-20kHz @ -15 dBv output.

PHASE RESPONSE:

Less than -13 degrees @ 20kHz (ref. 1.0kHz).

RISE TIME:

Less than 2.4 microseconds (2.0kHz square wave, 10%-90%).

INPUT IMPEDANCE:

Greater than 570 ohm @ 1.0kHz.
Greater than 570 ohm @ 10kHz.
Nominal source impedance is 150 ohm.

OUTPUT IMPEDANCE:

Less than 255 ohm @ 1.0kHz.
Less than 270 ohm @ 10kHz.
Nominal load impedance is 1.0kohm.

VOLTAGE LOSS:

Less than 2.5 dB @ 1.0kHz.

MAXIMUM INPUT LEVEL FOR 1% THD:

0 dBv @ 20 Hz.
+4 dBv @ 30 Hz.
+8 dBv @ 50 Hz.

NOTE: Phantom power (if required) must be supplied by mixer (or suitable power supply) connected to LOOP output.

ENGINEERING SPECIFICATIONS

The microphone signal splitting unit shall be suitable for interfacing each of four (4) balanced or floating low-impedance (150 ohm nominal) microphones or similar signal sources to three (3) balanced or floating low-impedance (1.0kohm nominal) microphone preamplifier inputs. There shall be four (4) channels with features as follows:

There shall be a 3-pin female XLR-type connector for input from the source. There shall be a parallel or direct output from a 3-pin male XLR-type connector. There shall be two (2) transformer-isolated low-impedance outputs from 3-pin male XLR-type connectors. The transformer shall be a Pro Co MBT-2 Microphone Bridging Transformer. The primary electrostatic shield shall be connected to pin 1 of the source input and direct output connectors. The secondary electrostatic shields shall each be connected to pin 1 of their respective transformer-isolated XLR outputs. There shall be a ground-lift switch for each isolated output to allow the secondary shields to be connected to the primary shields or isolated as required.

The enclosure shall be constructed in the Pro Co "Uni-box™" design with 16-gauge steel black zinc finish top and bottom plates, 1/8" black anodized aluminum front plates, back plates and side channels. Control functions shall be identified by a printed Lexan® front and back panel overlay. Switches shall be of the miniature "rocker" type and shall be recessed. The enclosure shall be provided with 2 miniature handles mounted on the front plate. The enclosure shall be suitable for standard 19" EIA rack mounting. The dimensions of the unit shall be approximately 4-3/4" D by 19" W by 1-3/4" H. (120.7mm D by 482.6mm W by 44.5mm H).

The microphone signal splitting unit shall be a Pro Co Multiface MS-43A Mic Splitter.

THE PRO CO MBT-2 TRANSFORMER

The MBT-2 is a carefully designed, custom-built 1:1:1 microphone bridging transformer whose characteristics are optimized for use with balanced low-impedance microphones or similar sources.

Special winding techniques and a high-permeability (80% nickel) core lamination preserve full frequency response while minimizing signal losses and other "loading" effects. Separate electrostatic shields for primary (input) and each secondary (output) winding reduce capacitive coupling of ground-borne electrical noise between main, stage monitor and recording or broadcast feed mixers, eliminating annoying 60-Hz hum and buzz. The source impedance of the MBT-2 is very similar to that of a low-impedance microphone to ensure proper matching to the input circuitry of the mixers. The result is clean transient response (no overshoot or ringing) and low distortion even at low frequencies and high input levels.

