



PRO CO
COMMERCIAL DIVISION

PLATEWORKS™

CAPTAIN NEMA® ***PANEL COOKBOOK™***

REV 02/01/97

ORDER TEMPLATE

ORDER DATE: ___/___/___ COMPANY NAME: _____
 DRAWING NUMBER: _____ PANEL NAME: _____
 PROJECT: _____ BACKBOX SIZE: **6 x 6**

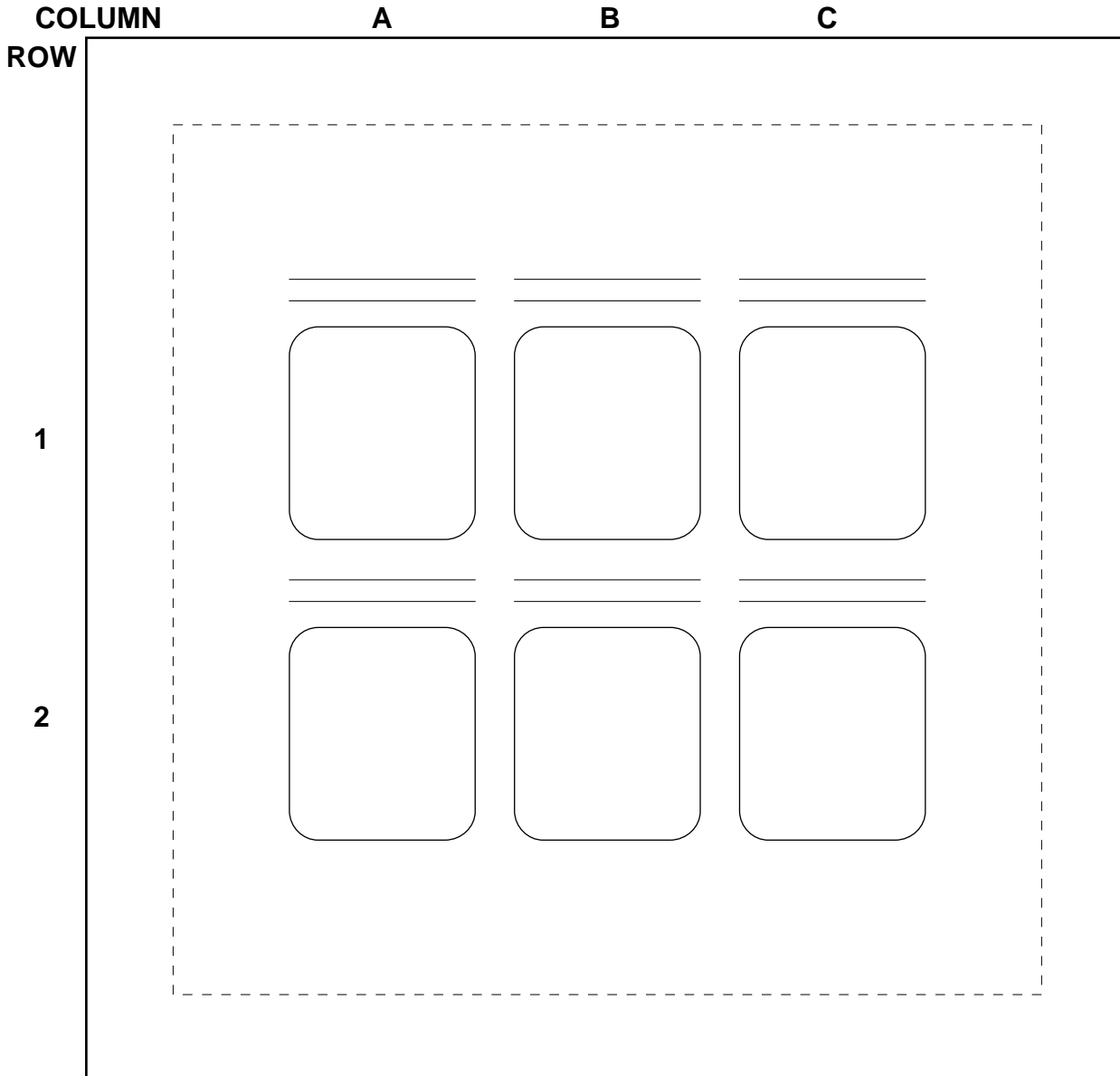
IMPORTANT!

PLEASE COPY THIS TEMPLATE EACH TIME YOU WISH TO PLACE AN ORDER. THEN SPECIFY YOUR ORDER ON THE COPY, FAX OR MAIL THE COPY TO US, AND KEEP THIS ORIGINAL SHEET FOR FUTURE ORDERS.

PLATE TYPE		FINISH	
<input type="checkbox"/> NEMA SURFACE	<input type="checkbox"/> NEMA FLUSH	<input type="checkbox"/> BLACK	<input type="checkbox"/> CLEAR

****DOTTED LINE ON PANEL DENOTES BACKBOX.**
***** EIGHT CHARACTERS PER LINE OF ENGRAVING ABOVE CONNECTORS ONLY PLEASE.**

**PLATE TYPE
NEMA 6**



As Shown
 Centered,
 Evenly Spaced

As Shown
 Centered,
 Evenly Spaced

Scale: 1=1

ORDER TEMPLATE

ORDER DATE: ___/___/___ COMPANY NAME: _____
 DRAWING NUMBER: _____ PANEL NAME: _____
 PROJECT: _____ BACKBOX SIZE: **8 x 8**

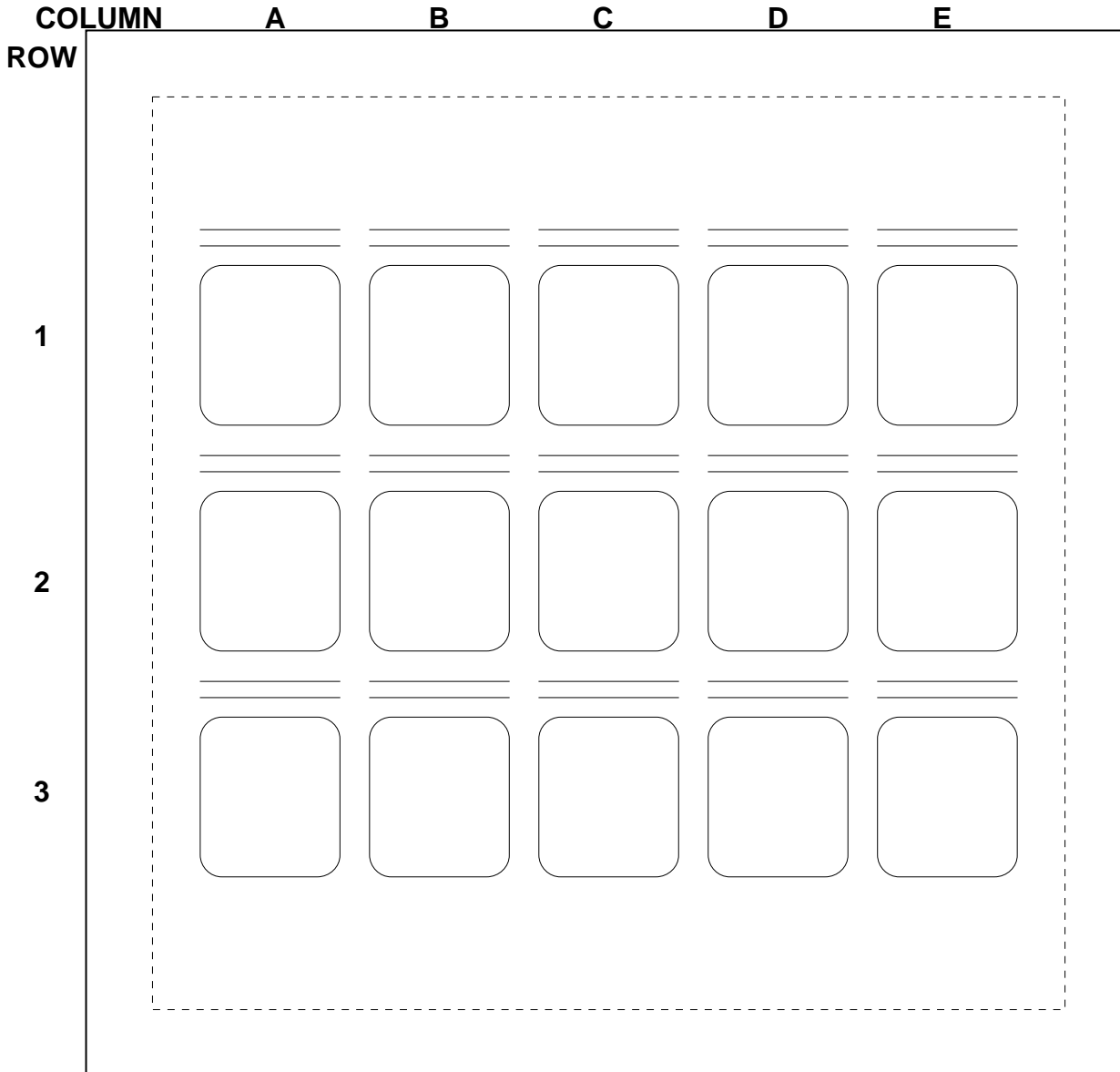
IMPORTANT!

PLEASE COPY THIS TEMPLATE EACH TIME YOU WISH TO PLACE AN ORDER. THEN SPECIFY YOUR ORDER ON THE COPY, FAX OR MAIL THE COPY TO US, AND KEEP THIS ORIGINAL SHEET FOR FUTURE ORDERS.

PLATE TYPE		FINISH	
<input type="checkbox"/> NEMA SURFACE	<input type="checkbox"/> NEMA FLUSH	<input type="checkbox"/> BLACK	<input type="checkbox"/> CLEAR

****DOTTED LINE ON PANEL DENOTES BACKBOX.**
***** EIGHT CHARACTERS PER LINE OF ENGRAVING ABOVE CONNECTORS ONLY PLEASE.**

**PLATE TYPE
NEMA 8**



As Shown
 Centered, Evenly Spaced

As Shown
 Centered, Evenly Spaced

As Shown
 Centered, Evenly Spaced

Scale: .75 =1

ORDER TEMPLATE

ORDER DATE: ___/___/___ COMPANY NAME: _____
 DRAWING NUMBER: _____ PANEL NAME: _____
 PROJECT: _____ BACKBOX SIZE: **10 x 8**

IMPORTANT!

PLEASE COPY THIS TEMPLATE EACH TIME YOU WISH TO PLACE AN ORDER. THEN SPECIFY YOUR ORDER ON THE COPY, FAX OR MAIL THE COPY TO US, AND KEEP THIS ORIGINAL SHEET FOR FUTURE ORDERS.

PLATE TYPE		FINISH	
<input type="checkbox"/> NEMA SURFACE	<input type="checkbox"/> NEMA FLUSH	<input type="checkbox"/> BLACK	<input type="checkbox"/> CLEAR

****DOTTED LINE ON PANEL DENOTES BACKBOX.**
***** EIGHT CHARACTERS PER LINE OF ENGRAVING ABOVE CONNECTORS ONLY PLEASE.**

PLATE TYPE
NEMA 1008

COLUMN	A	B	C	D	E	F						
ROW							<input type="checkbox"/> As Shown <input type="checkbox"/> Centered, Evenly Spaced					
1												<input type="checkbox"/> As Shown <input type="checkbox"/> Centered, Evenly Spaced
2												<input type="checkbox"/> As Shown <input type="checkbox"/> Centered, Evenly Spaced
3							<input type="checkbox"/> As Shown <input type="checkbox"/> Centered, Evenly Spaced					

Scale: .6 = 1

ORDER TEMPLATE

ORDER DATE: ___/___/___ COMPANY NAME: _____
 DRAWING NUMBER: _____ PANEL NAME: _____
 PROJECT: _____ BACKBOX SIZE: **10 x 10**


IMPORTANT!

PLEASE COPY THIS TEMPLATE EACH TIME YOU WISH TO PLACE AN ORDER. THEN SPECIFY YOUR ORDER ON THE COPY, FAX OR MAIL THE COPY TO US, AND KEEP THIS ORIGINAL SHEET FOR FUTURE ORDERS.

PLATE TYPE		FINISH	
<input type="checkbox"/> NEMA SURFACE	<input type="checkbox"/> NEMA FLUSH	<input type="checkbox"/> BLACK	<input type="checkbox"/> CLEAR

****DOTTED LINE ON PANEL DENOTES BACKBOX.**
***** EIGHT CHARACTERS PER LINE OF ENGRAVING ABOVE CONNECTORS ONLY PLEASE.**

**PLATE TYPE
NEMA 10**



- As Shown
- Centered, Evenly Spaced
- As Shown
- Centered, Evenly Spaced
- As Shown
- Centered, Evenly Spaced
- As Shown
- Centered, Evenly Spaced

Scale: .6 = 1

ORDER TEMPLATE

ORDER DATE: ___/___/___ COMPANY NAME: _____
 DRAWING NUMBER: _____ PANEL NAME: _____
 PROJECT: _____ BACKBOX SIZE: **12 x 10**

IMPORTANT!

PLEASE COPY THIS TEMPLATE EACH TIME YOU WISH TO PLACE AN ORDER. THEN SPECIFY YOUR ORDER ON THE COPY, FAX OR MAIL THE COPY TO US, AND KEEP THIS ORIGINAL SHEET FOR FUTURE ORDERS.

PLATE TYPE		FINISH	
<input type="checkbox"/> NEMA SURFACE	<input type="checkbox"/> NEMA FLUSH	<input type="checkbox"/> BLACK	<input type="checkbox"/> CLEAR

****DOTTED LINE ON PANEL DENOTES BACKBOX.**
***** EIGHT CHARACTERS PER LINE OF ENGRAVING ABOVE CONNECTORS ONLY PLEASE.**

**PLATE TYPE
NEMA 1210**

COLUMN		A	B	C	D	E	F	G	H
ROW	1								
	2								
	3								
	4								

- As Shown
- Centered, Evenly Spaced
- As Shown
- Centered, Evenly Spaced
- As Shown
- Centered, Evenly Spaced
- As Shown
- Centered, Evenly Spaced

Scale: .5 = 1

ORDER TEMPLATE

ORDER DATE: ___/___/___ COMPANY NAME: _____
 DRAWING NUMBER: _____ PANEL NAME: _____
 PROJECT: _____ BACKBOX SIZE: **12 x 12**

IMPORTANT!

PLEASE COPY THIS TEMPLATE EACH TIME YOU WISH TO PLACE AN ORDER. THEN SPECIFY YOUR ORDER ON THE COPY, FAX OR MAIL THE COPY TO US, AND KEEP THIS ORIGINAL SHEET FOR FUTURE ORDERS.

PLATE TYPE		FINISH	
<input type="checkbox"/> NEMA SURFACE	<input type="checkbox"/> NEMA FLUSH	<input type="checkbox"/> BLACK	<input type="checkbox"/> CLEAR

****DOTTED LINE ON PANEL DENOTES BACKBOX.**
***** EIGHT CHARACTERS PER LINE OF ENGRAVING ABOVE CONNECTORS ONLY PLEASE.**

		PLATE TYPE NEMA 12							
COLUMN		A	B	C	D	E	F	G	H
ROW	1	<input type="checkbox"/> As Shown <input type="checkbox"/> Centered, Evenly Spaced	<input type="checkbox"/> As Shown <input type="checkbox"/> Centered, Evenly Spaced	<input type="checkbox"/> As Shown <input type="checkbox"/> Centered, Evenly Spaced	<input type="checkbox"/> As Shown <input type="checkbox"/> Centered, Evenly Spaced	<input type="checkbox"/> As Shown <input type="checkbox"/> Centered, Evenly Spaced	<input type="checkbox"/> As Shown <input type="checkbox"/> Centered, Evenly Spaced	<input type="checkbox"/> As Shown <input type="checkbox"/> Centered, Evenly Spaced	<input type="checkbox"/> As Shown <input type="checkbox"/> Centered, Evenly Spaced
	2	<input type="checkbox"/> As Shown <input type="checkbox"/> Centered, Evenly Spaced	<input type="checkbox"/> As Shown <input type="checkbox"/> Centered, Evenly Spaced	<input type="checkbox"/> As Shown <input type="checkbox"/> Centered, Evenly Spaced	<input type="checkbox"/> As Shown <input type="checkbox"/> Centered, Evenly Spaced	<input type="checkbox"/> As Shown <input type="checkbox"/> Centered, Evenly Spaced	<input type="checkbox"/> As Shown <input type="checkbox"/> Centered, Evenly Spaced	<input type="checkbox"/> As Shown <input type="checkbox"/> Centered, Evenly Spaced	<input type="checkbox"/> As Shown <input type="checkbox"/> Centered, Evenly Spaced
	3	<input type="checkbox"/> As Shown <input type="checkbox"/> Centered, Evenly Spaced	<input type="checkbox"/> As Shown <input type="checkbox"/> Centered, Evenly Spaced	<input type="checkbox"/> As Shown <input type="checkbox"/> Centered, Evenly Spaced	<input type="checkbox"/> As Shown <input type="checkbox"/> Centered, Evenly Spaced	<input type="checkbox"/> As Shown <input type="checkbox"/> Centered, Evenly Spaced	<input type="checkbox"/> As Shown <input type="checkbox"/> Centered, Evenly Spaced	<input type="checkbox"/> As Shown <input type="checkbox"/> Centered, Evenly Spaced	<input type="checkbox"/> As Shown <input type="checkbox"/> Centered, Evenly Spaced
	4	<input type="checkbox"/> As Shown <input type="checkbox"/> Centered, Evenly Spaced	<input type="checkbox"/> As Shown <input type="checkbox"/> Centered, Evenly Spaced	<input type="checkbox"/> As Shown <input type="checkbox"/> Centered, Evenly Spaced	<input type="checkbox"/> As Shown <input type="checkbox"/> Centered, Evenly Spaced	<input type="checkbox"/> As Shown <input type="checkbox"/> Centered, Evenly Spaced	<input type="checkbox"/> As Shown <input type="checkbox"/> Centered, Evenly Spaced	<input type="checkbox"/> As Shown <input type="checkbox"/> Centered, Evenly Spaced	<input type="checkbox"/> As Shown <input type="checkbox"/> Centered, Evenly Spaced
	5	<input type="checkbox"/> As Shown <input type="checkbox"/> Centered, Evenly Spaced	<input type="checkbox"/> As Shown <input type="checkbox"/> Centered, Evenly Spaced	<input type="checkbox"/> As Shown <input type="checkbox"/> Centered, Evenly Spaced	<input type="checkbox"/> As Shown <input type="checkbox"/> Centered, Evenly Spaced	<input type="checkbox"/> As Shown <input type="checkbox"/> Centered, Evenly Spaced	<input type="checkbox"/> As Shown <input type="checkbox"/> Centered, Evenly Spaced	<input type="checkbox"/> As Shown <input type="checkbox"/> Centered, Evenly Spaced	<input type="checkbox"/> As Shown <input type="checkbox"/> Centered, Evenly Spaced
	6	<input type="checkbox"/> As Shown <input type="checkbox"/> Centered, Evenly Spaced	<input type="checkbox"/> As Shown <input type="checkbox"/> Centered, Evenly Spaced	<input type="checkbox"/> As Shown <input type="checkbox"/> Centered, Evenly Spaced	<input type="checkbox"/> As Shown <input type="checkbox"/> Centered, Evenly Spaced	<input type="checkbox"/> As Shown <input type="checkbox"/> Centered, Evenly Spaced	<input type="checkbox"/> As Shown <input type="checkbox"/> Centered, Evenly Spaced	<input type="checkbox"/> As Shown <input type="checkbox"/> Centered, Evenly Spaced	<input type="checkbox"/> As Shown <input type="checkbox"/> Centered, Evenly Spaced

Scale: .5 = 1



ORDER TEMPLATE

ORDER DATE: ___/___/___ COMPANY NAME: _____

DRAWING NUMBER: _____ PANEL NAME: _____

PROJECT: _____ BACKBOX SIZE: 15 x 12

IMPORTANT!

PLEASE COPY THIS TEMPLATE EACH TIME YOU WISH TO PLACE AN ORDER. THEN SPECIFY YOUR ORDER ON THE COPY, FAX OR MAIL THE COPY TO US, AND KEEP THIS ORIGINAL SHEET FOR FUTURE ORDERS.

PLATE TYPE		FINISH	
<input type="checkbox"/>	NEMA SURFACE	<input type="checkbox"/>	BLACK
<input type="checkbox"/>	NEMA FLUSH	<input type="checkbox"/>	CLEAR

**DOTTED LINE ON PANEL DENOTES BACKBOX.

*** EIGHT CHARACTERS PER LINE OF ENGRAVING ABOVE CONNECTORS ONLY PLEASE.

As Shown
Centered,
Evenly-
Spaced

As Shown
Centered,
Evenly-
Spaced

As Shown
Centered,
Evenly-
Spaced

As Shown
Centered,
Evenly-
Spaced

As Shown
Centered,
Evenly-
Spaced


As Shown
Centered,
Evenly-
Spaced

Scale: .45 = 1

PLATE TYPE
NEMA 1512

COLUMN
ROW

J
I
H
G
F
E
D
C
B
A



1 2 3 4 5 6



ORDER TEMPLATE

ORDER DATE: ___/___/___ COMPANY NAME: _____
DRAWING NUMBER: _____ PANEL NAME: _____
PROJECT: _____

BACKBOX SIZE: 15 x 15

IMPORTANT!

PLEASE COPY THIS TEMPLATE EACH TIME YOU WISH TO PLACE AN ORDER. THEN SPECIFY YOUR ORDER ON THE COPY, FAX OR MAIL THE COPY TO US, AND KEEP THIS ORIGINAL SHEET FOR FUTURE ORDERS.

PLATE TYPE		FINISH	
<input type="checkbox"/>	NEMA S	<input type="checkbox"/>	BAA
<input type="checkbox"/>	NEMA F	<input type="checkbox"/>	CAA

**DOTTED LINE ON PANEL DENOTES BACKBOX.

*** EIGHT CHARACTERS PER LINE OF ENGRAVING ABOVE CONNECTORS ONLY PLEASE.

Scale: .45 = 1

As Shown
Centered,
Evenly-
Spaced

As Shown
Centered,
Evenly-
Spaced

As Shown
Centered,
Evenly-
Spaced

As Shown
Centered,
Evenly-
Spaced

As Shown
Centered,
Evenly-
Spaced


As Shown
Centered,
Evenly-
Spaced

As Shown
Centered,
Evenly-
Spaced

PLATE TYPE
NEMA 15

COLUMN
ROW

J
I
H
G
F
E
D
C
B
A



1

2

3

4

5

6

7



ORDER TEMPLATE

ORDER DATE: ___/___/___ COMPANY NAME: _____

DRAWING NUMBER: _____ PANEL NAME: _____

PROJECT: _____ BACKBOX SIZE: **18 x 18**

IMPORTANT!

PLEASE COPY THIS TEMPLATE EACH TIME YOU WISH TO PLACE AN ORDER. THEN SPECIFY YOUR ORDER ON THE COPY, FAX OR MAIL THE COPY TO US, AND KEEP THIS ORIGINAL SHEET FOR FUTURE ORDERS.

PLATE TYPE		FINISH	
<input type="checkbox"/>	NEMA S	<input type="checkbox"/>	BAA
<input type="checkbox"/>	NEMA F	<input type="checkbox"/>	CAA

**DOTTED LINE ON PANEL DENOTES BACKBOX.

*** EIGHT CHARACTERS PER LINE OF ENGRAVING ABOVE CONNECTORS ONLY PLEASE.


Scale: .36 = 1

As Shown Centered, Evenly- Spaced	As Shown Centered, Evenly- Spaced	As Shown Centered, Evenly- Spaced	As Shown Centered, Evenly- Spaced	As Shown Centered, Evenly- Spaced	As Shown Centered, Evenly- Spaced	As Shown Centered, Evenly- Spaced	As Shown Centered, Evenly- Spaced	As Shown Centered, Evenly- Spaced	As Shown Centered, Evenly- Spaced
<input type="checkbox"/>	<input type="checkbox"/>	<input type="checkbox"/>	<input type="checkbox"/>	<input type="checkbox"/>	<input type="checkbox"/>	<input type="checkbox"/>	<input type="checkbox"/>	<input type="checkbox"/>	<input type="checkbox"/>

**PLATE TYPE
NEMA 18**

**COLUMN
ROW**

**L
K
J
I
H
G
F
E
D
C
B
A**



1 2 3 4 5 6 7 8 9



PRO CO

COMMERCIAL DIVISION PLATEWORKS™

NEMA & RACK PANEL COOKBOOK™

AP19-1

ORDER TEMPLATE

ORDER DATE: ____/____/____
 COMPANY NAME: _____
 DRAWING NUMBER: _____
 PANEL NAME: _____
 PROJECT: _____

IMPORTANT!

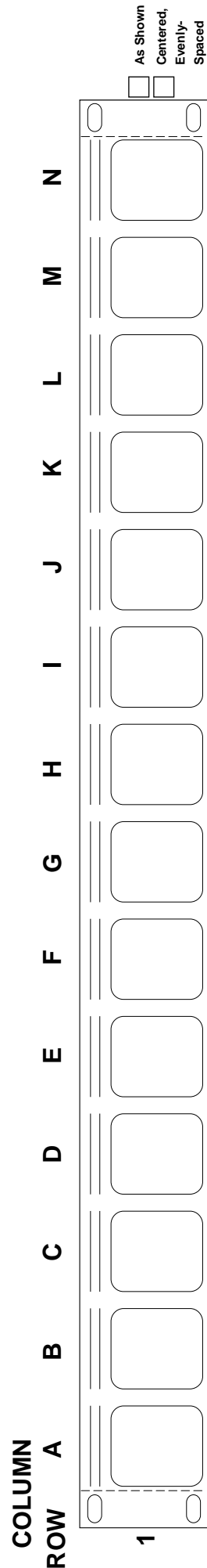
PLEASE COPY THIS TEMPLATE EACH TIME YOU WISH TO PLACE AN ORDER. THEN SPECIFY YOUR ORDER ON THE COPY, FAX OR MAIL THE COPY TO US, AND KEEP THIS ORIGINAL SHEET FOR FUTURE ORDERS.

*** EIGHT CHARACTERS PER LINE OF ENGRAVING ABOVE CONNECTORS ONLY PLEASE.

ALL PRO CO AP19-SERIES RACK PANELS ARE 1/8" BLACK ANODIZED ALUMINUM.

PAGE: ____ OF: ____

PANEL TYPE
AP-19-1



Scale: .5 = 1



PRO CO

COMMERCIAL DIVISION PLATEWORKS™

NEMA & RACK PANEL COOKBOOK™

AP19-2

As Shown
Centered,
Evenly-
Spaced

As Shown
Centered,
Evenly-
Spaced

ORDER TEMPLATE

ORDER DATE: ___/___/___
COMPANY NAME: _____
DRAWING NUMBER: _____
PANEL NAME: _____
PROJECT: _____

IMPORTANT!

PLEASE COPY THIS TEMPLATE EACH TIME YOU WISH TO PLACE AN ORDER. THEN SPECIFY YOUR ORDER ON THE COPY, FAX OR MAIL THE COPY TO US, AND KEEP THIS ORIGINAL SHEET FOR FUTURE ORDERS.

*** EIGHT CHARACTERS PER LINE OF ENGRAVING ABOVE CONNECTORS ONLY PLEASE.


ALL PRO CO AP19-SERIES RACK PANELS ARE 1/8" BLACK ANODIZED ALUMINUM.

PANEL TYPE
AP-19-2

PAGE: ___ OF: ___

COLUMN
ROW

N
M
L
K
J
I
H
G
F
E
D
C
B
A



Scale: .5 = 1



PRO CO

COMMERCIAL DIVISION PLATEWORKS™

NEMA & RACK PANEL COOKBOOK™

AP19-3

As Shown
Centered,
Evenly-
Spaced

As Shown
Centered,
Evenly-
Spaced

As Shown
Centered,
Evenly-
Spaced

ORDER TEMPLATE

ORDER DATE: ____/____/____

COMPANY NAME: _____

DRAWING NUMBER: _____

PANEL NAME: _____

PROJECT: _____

IMPORTANT!

PLEASE COPY THIS TEMPLATE EACH TIME YOU WISH TO PLACE AN ORDER. THEN SPECIFY YOUR ORDER ON THE COPY, FAX OR MAIL THE COPY TO US, AND KEEP THIS ORIGINAL SHEET FOR FUTURE ORDERS.

*** EIGHT CHARACTERS PER LINE OF ENGRAVING ABOVE CONNECTORS ONLY PLEASE.

ALL PRO CO AP19-SERIES RACK PANELS ARE 1/8" BLACK ANODIZED ALUMINUM.


PANEL TYPE
AP-19-3

PAGE: ____ OF: ____

Scale: .5 =1

COLUMN
ROW A

N
M
L
K
J
I
H
G
F
E
D
C
B
A



1 2 3



PRO CO

COMMERCIAL DIVISION PLATEWORKS™

NEMA & RACK PANEL COOKBOOK™

AP19-4

As Shown
Centered,
Evenly-
Spaced

As Shown
Centered,
Evenly-
Spaced

As Shown
Centered,
Evenly-
Spaced

As Shown
Centered,
Evenly-
Spaced

ORDER TEMPLATE

ORDER DATE: ___/___/___
COMPANY NAME: _____
DRAWING NUMBER: _____
PANEL NAME: _____
PROJECT: _____

IMPORTANT!

PLEASE COPY THIS TEMPLATE EACH TIME YOU WISH TO PLACE AN ORDER. THEN SPECIFY YOUR ORDER ON THE COPY, FAX OR MAIL THE COPY TO US, AND KEEP THIS ORIGINAL SHEET FOR FUTURE ORDERS.

*** EIGHT CHARACTERS PER LINE OF ENGRAVING ABOVE CONNECTORS ONLY PLEASE.

ALL PRO CO AP19-SERIES RACK PANELS ARE 1/8" BLACK ANODIZED ALUMINUM.

PANEL TYPE
AP-19-4

PAGE: ___ OF: ___

Scale: .5 = 1

COLUMN
ROW A

	N				
	M				
	L				
	K				
	J				
	I				
	H				
	G				
	F				
	E				
	D				
	C				
	B				
	A				
1					
2					
3					
4					



PRO CO

COMMERCIAL DIVISION PLATEWORKS™

NEMA & RACK PANEL COOKBOOK™

AP19-5

As Shown
Centered,
Evenly-
Spaced

As Shown
Centered,
Evenly-
Spaced

As Shown
Centered,
Evenly-
Spaced

As Shown
Centered,
Evenly-
Spaced

As Shown
Centered,
Evenly-
Spaced

ORDER TEMPLATE

ORDER DATE: ___/___/___
COMPANY NAME: _____
DRAWING NUMBER: _____
PANEL NAME: _____
PROJECT: _____

IMPORTANT!

PLEASE COPY THIS TEMPLATE EACH TIME YOU WISH TO PLACE AN ORDER. THEN SPECIFY YOUR ORDER ON THE COPY, FAX OR MAIL THE COPY TO US, AND KEEP THIS ORIGINAL SHEET FOR FUTURE ORDERS.

*** EIGHT CHARACTERS PER LINE OF ENGRAVING ABOVE CONNECTORS ONLY PLEASE.

ALL PRO CO AP19-SERIES RACK PANELS ARE 1/8" BLACK ANODIZED ALUMINUM.

PANEL TYPE
AP-19-5

COLUMN
ROW A

N					
M					
L					
K					
J					
I					
H					
G					
F					
E					
D					
C					
B					
A					
1					
2					
3					
4					
5					

PAGE: ___ OF: ___

Scale: .45 =1



PRO CO

AP19-6

COMMERCIAL DIVISION PLATEWORKS™

NEMA & RACK PANEL COOKBOOK™

ORDER TEMPLATE

ORDER DATE: ___/___/___

COMPANY NAME: _____

DRAWING NUMBER: _____

PANEL NAME: _____

PROJECT: _____

IMPORTANT!

PLEASE COPY THIS TEMPLATE EACH TIME YOU WISH TO PLACE AN ORDER. THEN SPECIFY YOUR ORDER ON THE COPY, FAX OR MAIL THE COPY TO US, AND KEEP THIS ORIGINAL SHEET FOR FUTURE ORDERS.

*** EIGHT CHARACTERS PER LINE OF ENGRAVING ABOVE CONNECTORS ONLY PLEASE.

ALL PRO CO AP19-SERIES RACK PANELS ARE 1/8" BLACK ANODIZED ALUMINUM.

PANEL TYPE
AP-19-6

COLUMN
ROW

		<input type="checkbox"/> As Shown <input type="checkbox"/> Centered, Evenly- Spaced	<input type="checkbox"/> As Shown <input type="checkbox"/> Centered, Evenly- Spaced	<input type="checkbox"/> As Shown <input type="checkbox"/> Centered, Evenly- Spaced	<input type="checkbox"/> As Shown <input type="checkbox"/> Centered, Evenly- Spaced	<input type="checkbox"/> As Shown <input type="checkbox"/> Centered, Evenly- Spaced	<input type="checkbox"/> As Shown <input type="checkbox"/> Centered, Evenly- Spaced
N							
M							
L							
K							
J							
I							
H							
G							
F							
E							
D							
C							
B							
A							
	1	2	3	4	5	6	

PAGE: ___ OF: ___

Scale: .40 =1

ORDER TEMPLATE

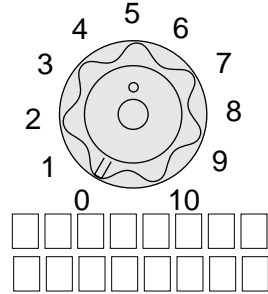
ORDER DATE: ___/___/___ COMPANY NAME: _____
 DRAWING NUMBER: _____ PANEL NAME: _____
 PROJECT: _____ BACKBOX SIZE: _____

IMPORTANT!

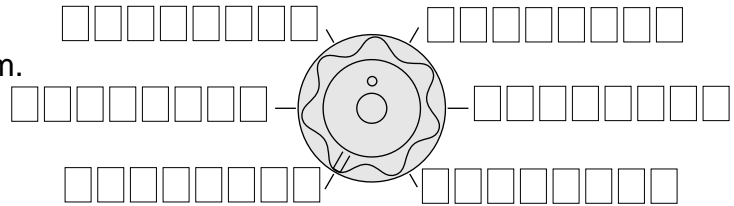
PLEASE COPY THIS TEMPLATE EACH TIME YOU WISH TO PLACE AN ORDER. THEN SPECIFY YOUR ORDER ON THE COPY, FAX OR MAIL THE COPY TO US, AND KEEP THIS ORIGINAL SHEET FOR FUTURE ORDERS.

OPTIONS DESIGNATION MODEL NUMBER

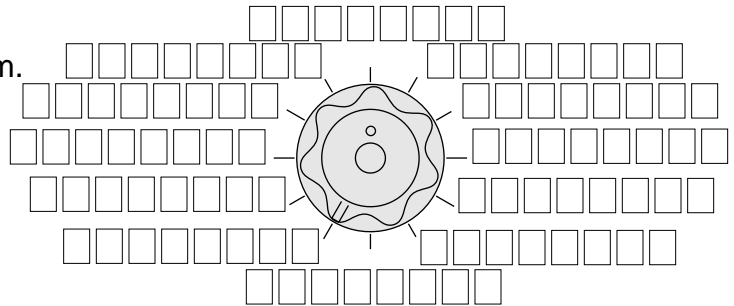
V-1 V-0-10 at 300°
 8 Characters per line maximum.



V-2 ROTARY 1-6
 8 Characters per line maximum.



V-3 ROTARY 1-12
 8 Characters per line maximum.



NOTE: 1 character per box. Extra characters will be trunkated.

ORDER TEMPLATE

ORDER DATE: ___/___/___ COMPANY NAME: _____
 DRAWING NUMBER: _____ PANEL NAME: _____
 PROJECT: _____ BACKBOX SIZE: _____

IMPORTANT!

PLEASE COPY THIS TEMPLATE EACH TIME YOU WISH TO PLACE AN ORDER. THEN SPECIFY YOUR ORDER ON THE COPY, FAX OR MAIL THE COPY TO US, AND KEEP THIS ORIGINAL SHEET FOR FUTURE ORDERS.

OPTION DESIGNATION MODEL NUMBER

V-6 SWTC 1
 8 Characters per line maximum.
 1/8" Height

V-9 CON ID
 30 Characters per line maximum. 1/8" Height

SYSTEM INSTALLED BY:

V-10 CONSUL ID
 30 Characters per line maximum. 1/8" Height

SYSTEM DESIGNED BY:

NOTE: 1 character per box. Extra characters will be trunkated.



YOUR NAME: _____ DATE: _____

CO. NAME: _____ CITY/STATE: _____

PHONE: _____ FAX: _____

PROJECT: _____ CONSULTANT: _____

PO#: _____ REQ. RECEIVING DATE: _____

PRELIMINARY PANEL INFORMATION

PANEL NAME: _____ BACK BOX SIZE: _____

DRAWING NO.: _____ PANEL MODEL NO.: _____

QUANTITY: _____ BLACK ANODIZED SURFACE MOUNT

FAX SUBMITTAL DRAWINGS (\$3.00 each) CLEAR ANODIZED FLUSH MOUNT

FOR YOUR APPROVAL? YES NO

INDICATE ENGRAVED BANNER TEXT HERE (30 CHARACTERS MAX.) V-4 TOP BANNER: 1/8" TEXT 1/4" TEXT

Grid for V-4 TOP BANNER text entry

V-5 BOTTOM BANNER: 1/8" TEXT 1/4" TEXT

Grid for V-5 BOTTOM BANNER text entry

Main table with columns: CELL NO(s), DESIGNATION NO., DEVICE or ENGRAVING MODEL NO., DEVICE or ENGRAVING COST, NUMBER OF CELLS REQUIRED, CELL COST CELLS REQ'D X \$4.00, ENGRAVING MAX. OF 8 CHARACTERS PER LINE (15 CHARACTERS FOR V12). Includes sub-rows for LINE 1 and LINE 2.

PANEL COST [] + TOTAL DEVICE COST [] + TOTAL CELL COST [] = TOTAL COST []



CAPTAIN NEMA® WORKSHEET

CNW2

PANEL NAME: _____

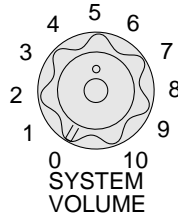
DRAWING NUMBER: _____

INDICATE AFFECTED CELLS HERE						ENGRAVING MAX. OF 8 CHARACTERS PER LINE (15 CHARACTERS FOR V12)				
CELL NO(s).	DESIGNATION NO.	DEVICE or ENGRAVING MODEL NO.	DEVICE or ENGRAVING COST	NUMBER OF CELLS REQUIRED	CELL COST CELLS REQ'D X \$4.00					
						LINE 1:				
						LINE 2:				
						LINE 1:				
						LINE 2:				
						LINE 1:				
						LINE 2:				
						LINE 1:				
						LINE 2:				
						LINE 1:				
						LINE 2:				
						LINE 1:				
						LINE 2:				
						LINE 1:				
						LINE 2:				
						LINE 1:				
						LINE 2:				
						LINE 1:				
						LINE 2:				
						LINE 1:				
						LINE 2:				
						LINE 1:				
						LINE 2:				
						LINE 1:				
						LINE 2:				
						LINE 1:				
						LINE 2:				
						LINE 1:				
						LINE 2:				
						LINE 1:				
						LINE 2:				
						LINE 1:				
						LINE 2:				
						LINE 1:				
						LINE 2:				
						LINE 1:				
						LINE 2:				
						LINE 1:				
						LINE 2:				
						LINE 1:				
						LINE 2:				
						LINE 1:				
						LINE 2:				
						LINE 1:				
						LINE 2:				
						LINE 1:				
						LINE 2:				
						LINE 1:				
						LINE 2:				
						LINE 1:				
						LINE 2:				
						LINE 1:				
						LINE 2:				
						LINE 1:				
						LINE 2:				
						LINE 1:				
						LINE 2:				
						LINE 1:				
						LINE 2:				
						LINE 1:				
						LINE 2:				

VARIOUS OPTIONS MENU

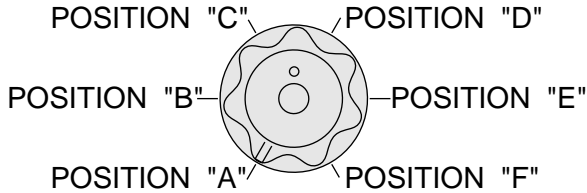
OPTION DESIGNATION MODEL NO.

DESCRIPTION



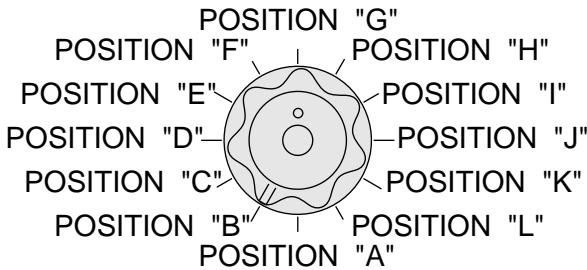
V-1 V 0-10

1/8" letters, for Soundolier® attenuators. Knob is .90" dia. SEE V-1 TEMPLATE TO ORDER ENGRAVING




V-2 ROTARY 1-6

1/8" letters, for switches with 60° indexing. Knob is assumed to be 1.25" dia. SEE V-2 TEMPLATE TO ORDER ENGRAVING




V-3 ROTARY 1-12

1/8" letters, for switches with 30° indexing. Knob is assumed to be 1.25" dia. SEE V-3 TEMPLATE TO ORDER ENGRAVING



V-4 BANNERTOP

1/8" or 1/4" letters, appears over box lip, top center of panel, 30 characters max. SEE CAPTAIN NEMA WORKSHEET TO ORDER ENGRAVING



V-5 BANNERBOT

1/8" or 1/4" letters, appears over box lip, bottom center of panel, 30 characters max. SEE CAPTAIN NEMA WORKSHEET TO ORDER ENGRAVING

Prices and Specifications Subject to Change Without Notice

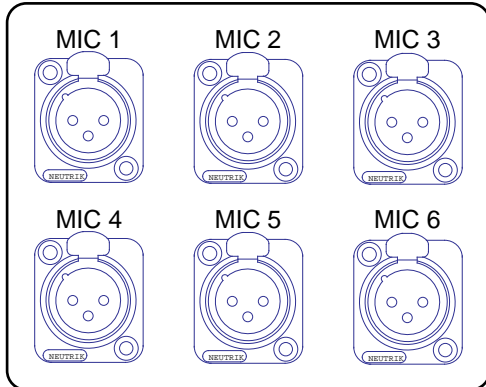
PRO CO / 135 E. KALAMAZOO AVE. / KALAMAZOO, MI 49007 / **WATS LINE 800-253-7360** / FAX 616-388-9681

Copyright© 1993 by Pro Co Sound, Inc. Kalamazoo, MI All rights reserved


VARIOUS OPTIONS MENU



OPTION DESIGNATION	MODEL NO.	DESCRIPTION
V-6	SWTC 1	Two Lines of Engraving for AML21 or EAO31 series switch lenses. SEE V-6 TEMPLATE TO ORDER ENGRAVING



V-7	BORDER	1/8" letters, outlind border around a group of devices. SEE CAPTAIN NEMA WORKSHEET TO ORDER ENGRAVING
-----	--------	--



V-8	MTGHLE	(4) 1/4" holes, one each, in the four corners of the panel, for panel mounting. INDICATE ON CAPTAIN NEMA WORKSHEET
-----	--------	---



V-9	CON ID	Contractor ID block, no logos, 30 characters max. per line. Not to exceed 2 rows, 4 cells per row. Text size depends on space available. Requires a minimum of 4 cells. SEE V-9 TEMPLATE TO ORDER ENGRAVING.
-----	--------	---



V-10	CONSUL ID	Consultant ID block, no logos, 30 characters max. per line. Not to exceed 2 rows, 4 cells per row. Text size depends on space available. Requires a minimum of 4 cells. SEE V-9 TEMPLATE TO ORDER ENGRAVING.
------	-----------	---

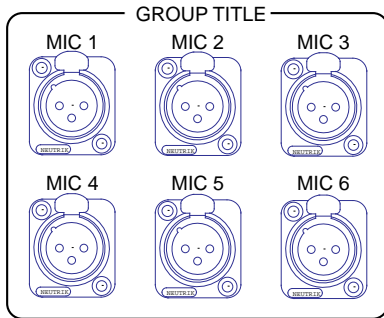
Prices and Specifications Subject to Change Without Notice

PRO CO / 135 E. KALAMAZOO AVE. / KALAMAZOO, MI 49007 / **WATS LINE 800-253-7360** / FAX 616-388-9681

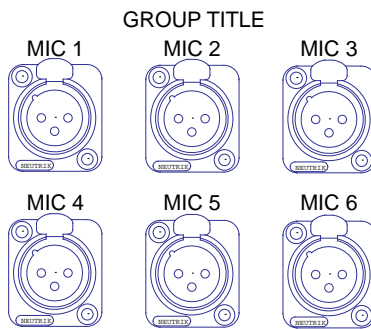
Copyright© 1993 by Pro Co Sound, Inc. Kalamazoo, MI All rights reserved

VARIOUS OPTIONS MENU

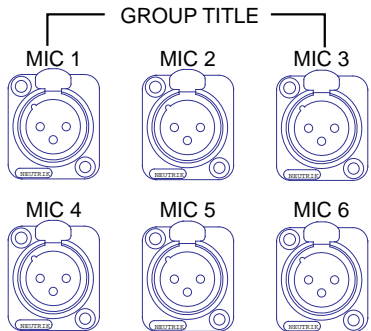
OPTION DESIGNATION	MODEL NO.	DESCRIPTION
V-11	TITLE	1/8" letters, border intersecting group title. 15 characters max. INDICATE ON CAPTAIN NEMA WORKSHEET



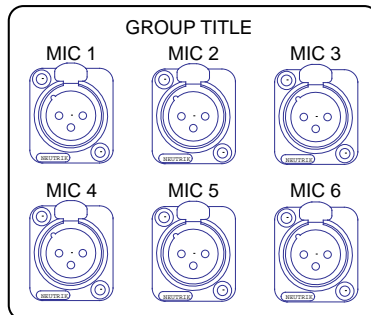
V-12	GROUPTITLE	1/8" letters, centered over two or more devices, 15 characters max. INDICATE ON CAPTAIN NEMA WORKSHEET
------	------------	--



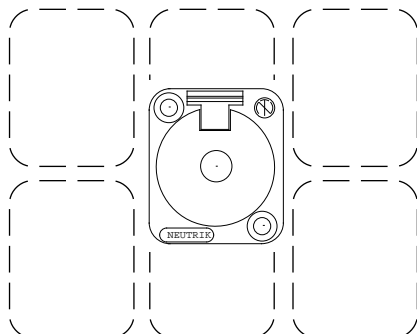
V-13	BRCKTS	1/8" letters, brackets with centered title over two or more devices, 15 characters max. INDICATE ON CAPTAIN NEMA WORKSHEET
------	--------	--



V-14	INSIDETITLE	1/8" letters, text centered inside border over two or more devices, 15 characters max. INDICATE ON CAPTAIN NEMA WORKSHEET
------	-------------	---



V-15	VCTR	Vertically centers row of devices between two rows. INDICATE ON CAPTAIN NEMA WORKSHEET
------	------	--



Prices and Specifications Subject to Change Without Notice

PRO CO / 135 E. KALAMAZOO AVE. / KALAMAZOO, MI 49007 / **WATS LINE 800-253-7360** / FAX 616-388-9681

Copyright© 1993 by Pro Co Sound, Inc. Kalamazoo, MI All rights reserved