













## OmniMount Cantilevers – Feature Comparison Chart

Size	Small		Medium		Large				Extra-Large	
										
<b>Consumer Model</b>	75/100 CL	CL-S	FP-CL	CL-M	Plasma CL	UCL	CL-L	UCL-L	CL-X	UCL-X
<b>Pro Model</b>	17ARM	17HDARM	37ARM	37HDARM	48ARM	48ARMUA	54HDARM	54HDARMUA	63HDARM	63HDARMUA
<b>1) VESA</b>	75/100 <sup>1</sup>	75/100 <sup>1</sup>	75/100/200 <sup>2</sup>	100/200 <sup>2</sup>	n/a	n/a	100/200 <sup>2</sup>	n/a	n/a	n/a
<b>2) Cable Management</b>	No	Yes	No	Yes	No	Yes	Yes	Yes	Yes	Yes
<b>3) Lift n' Lock Mounting</b>	No	Yes	Yes <sup>3</sup>	Yes	Yes	Yes	Yes	Yes	Yes	Yes
<b>4) Roll Control</b>	No	Yes	Yes	Yes	Yes	Yes	Yes	Yes	Yes	Yes
<b>5) Portrait/Landscape View</b>	No	Yes	No	Yes	No	No	Yes	Yes	No	No
<b>6) Installation Template</b>	No	Yes	No	Yes	No	No	Yes	Yes	Yes	Yes
<b>7) Lateral Arm Adjustment</b>	No	No	No	No	During install	During install	Any time	Any time	Any time	Any time
<b>8) Universal Adaptor Consumer (Pro)</b>	n/a	n/a	Optional: UM-1 (48UAA-A)	Optional: UAM (48UCA-A)	Optional: UM-1 (48UAA-A)	Included: UM-1 (48UAA-A)	Optional: UAM (48UCA-A) UAL (63UCA-A)	Included: UAM (48UCA-A)	Optional: UAL (63UCA-A) UM-1 (48UAA-A)	Included: UAL (63UCA-A)
<b>9) Arm Extension (in./mm)</b>	12.5/318	11.5/292	23/587	23.6/600	23.75/603	25.5/648	23.6/600	26.5/673	26.5/673	28/711
<b>10) Weight Capacity (lbs/Kg)</b>	30/18	30/18	80/36	80/36	125/57	125/57	125/57	125/57	200/91	200/91

75/100<sup>1</sup>: 75mm x 75mm/100mm x 100mm  
 100/200<sup>2</sup>: 100mm x 100mm/100mm x 200mm/200mm x 200mm  
 Yes<sup>3</sup>: with UM-1 adaptor plate

### Feature Key:

**1)** VESA mounts bolt directly to VESA compliant displays.  
**6)** Provides a fast and accurate installation tool.

**2)** Provides a clean installation by routing A/V cables within the arm.

**7)** The lateral position of the display can be adjusted for best fit.

**3)** Simplifies the installation by allowing display to be hung onto arm.

**8)** Adjusts to mount non VESA displays to a cantilever.

**4)** Allows for horizontal leveling of the display.

**9)** Distance display can be pulled from wall.

**5)** Portrait for PC and digital signage applications. Landscape for video.

**10)** Maximum weight the mount can support, including all accessories.