

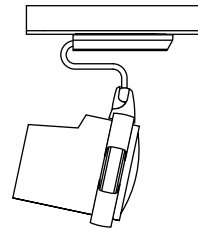
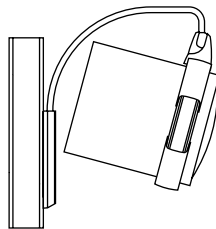


ARC

PRODUCT SUPPORT
INFORMATION

APPLICATIONS LIMITED ONLY
BY THE IMAGINATION



SELECTION
DIMENSIONS
SPECIFICATIONS

WHAT YOU GET WHEN YOU BUY AN ARC

Wall Mount (WM), Ceiling Mount (CM), or Pipe Adapter (PA) Standard Kits



For custom ARC mounting applications, please call OmniMount Systems at 1-800-668-6848 or visit us at www.OmniMount.com

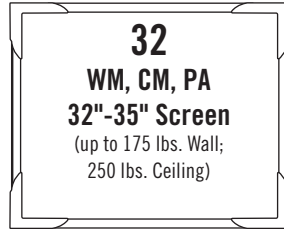
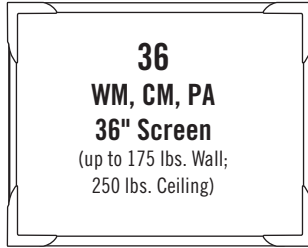
ARC FRAME INFORMATION

TO USE AN ARC FRAME, YOUR PRODUCT MUST MEET THE FOLLOWING CRITERIA:

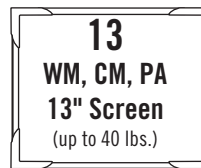
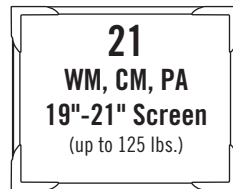
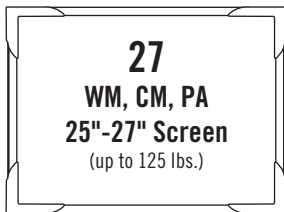
- Has mounting dimensions (height and width) that are within the specified OmniMount dimensions (see chart below)
- Is square or rectangular (90° angle between adjacent sides)
- Sharp corners or rounded corners with less than 1.5" diameter
- Has mounting surfaces (the sides) that are parallel or have no more than a 15° deviation from parallel
- Weighs the same or less than the specified weight for each frame type

If you are uncertain whether your product meets this criteria, please contact OmniMount Tech Support for assistance.

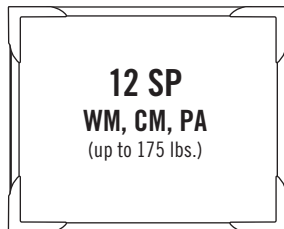
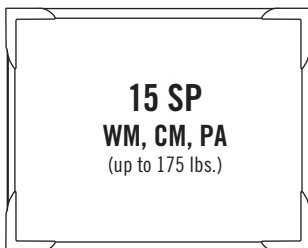
CRT FRAME SIZES



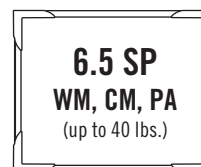
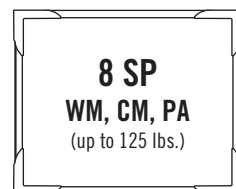
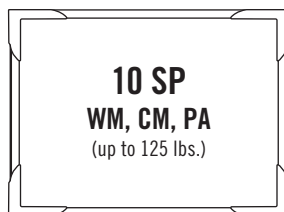
ARC SIZE	WIDTH		HEIGHT		MAX WEIGHT	
	MIN	MAX	MIN	MAX	WALL	CEILING
13	12.5"	17.5"	13.0"	18.0"	40	40
21	18.5"	23.5"	17.0"	22.0"	125	125
27	25.5"	30.5"	23.0"	28.0"	125	125
32	30.0"	41.5"	27.25"	38.75"	175	250
36	PLEASE SPECIFY DIMENSIONS				175	250



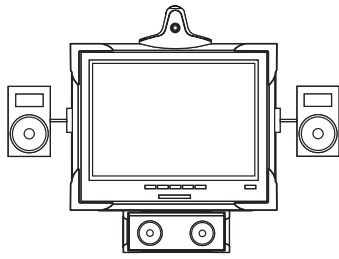
SPEAKER FRAME SIZES



ARC SIZE	WIDTH		HEIGHT		MAX WEIGHT	ARC SIZE
	MIN	MAX	MIN	MAX		
6.5 SP	11"	14"	6.5"	9.5"	40	3"
8 SP	14"	17"	9"	12"	125	3"
10 SP	18"	22"	11"	14"	125	3"
12 SP	24"	28"	14"	18"	175	4"
15 SP	29"	33"	18"	22"	175	4"



ARC ACCESSORIES

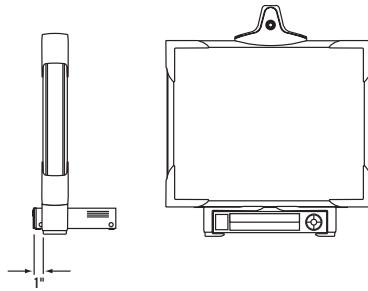


SURROUND SPEAKER ACCESSORY

Speaker Mounting Kits are available for mounting speakers from the sides or bottom of the ARC frame. Maximum allowable weight is 10 pounds per speaker. Note that this adds to the total weight load on the mount.

SMK SF – for frames 13 to 27

SMK LF – for frames 32 and up

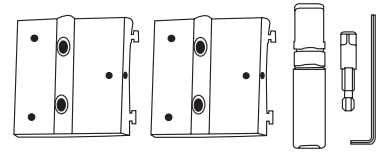


CABLE, DVD, VCR MOUNT ACCESSORY

A Component Mounting Kit is available for mounting satellite/cable boxes, DVD players and VCRs to the bottom of the ARC frame. Note that this adds to the total weight load on the mount.

CMK SF – for frames 20 to 27

CMK LF – for frames 32 and up



QUICK INSTALLATION TOOL KIT


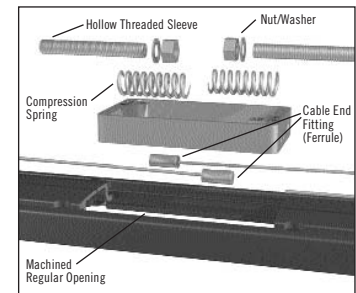
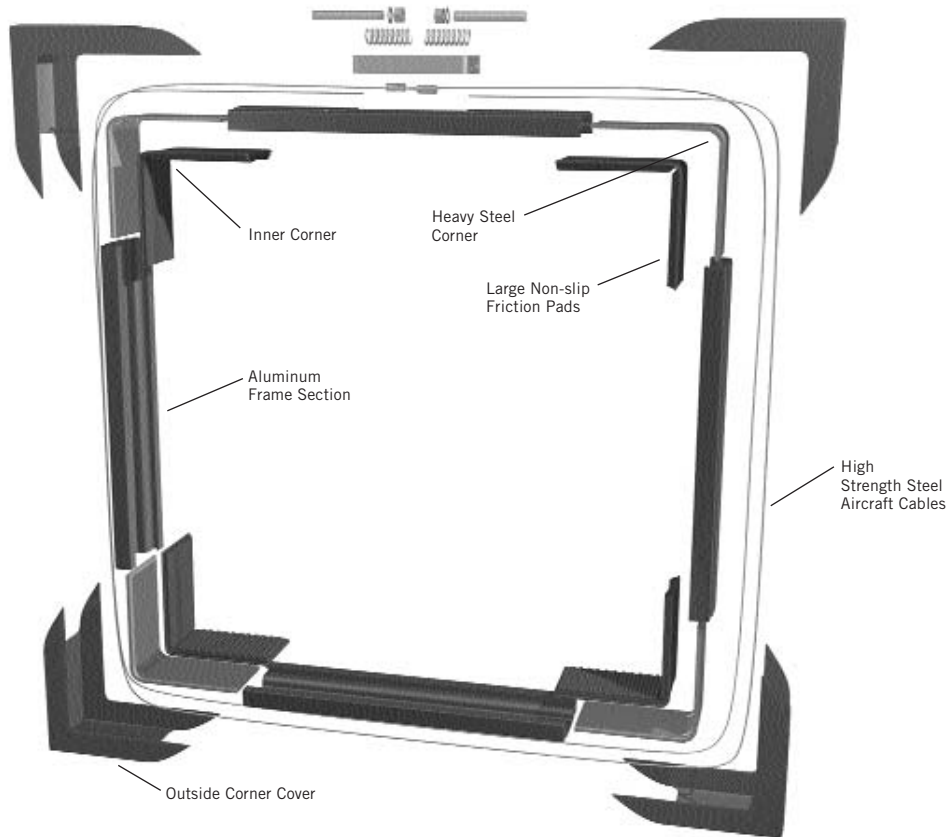
A Quick Installation Kit contains specialized tools and adapters to streamline the ARC set-up and install process.

QIK SF – for CRT frames 13 to 27 and Speaker frames 6.5SP to 10SP


QIK LF – for CRT frames 32 to 36 and Speaker frames 12SP and 15SP

CONSTRUCTION DETAILS

No need to worry about the assembly since all OmniMount ARCs are shipped pre-assembled, leaving you with the simple set-up of placing your television or speaker inside the frame and mounting it to the wall or ceiling.



Cable Tensioning Assembly—showing assembled compression springs and cables.



Cable Tensioning Assembly—showing compressed springs and cables secured in place.



OmniMount Systems, Inc.
 The Pointe at South Mountain
 8201 South 48th Street
 Phoenix, Arizona 85044-5355
 1-800-MOUNT-IT www.omnimount.com