



NEW PLENUM EQUIPMENT BOXES

Meeting NEC & UL Code Requirements for the Installation of Equipment and Power in the Plenum or Ceiling Space

Size increased to 14" x 14" and almost 5" high with new Mounting options that allow many different types and sizes of equipment to be installed inside its extremely Strong Aluminum Interior. For example, some of the many products from Companies such as Crestron®, AMX®, Altec Lansing Commstar®, Extron® and all Nigel B Products etc, have been Installation Tested

PLENUM EQUIPMENT BOX MOUNTING OPTIONS

Plenumun Equipment Boxes can be installed anywhere. The examples below give you some idea how flexible the new units are:

1. The NB-PLWB comes with a Flat Surface/Wall Mount, allowing the Plenum Equipment Box to be attached to any Flat Surface or Suspended using our new Hanging Kit.

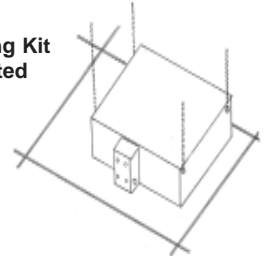


Flat Surface or Wall Mount

2. Our new Hanging Kit in conjunction with the NB- PLWB allows the entire Plenum Equipment Box to be suspended directly above the Projector above the Ceiling Tiles, or anywhere in the Ceiling Space when the Cables are attached to a structural Member to NEC Code Requirements. Each Cable is rated up to 65 lbs.



NB-PLHK
Optional Hanging Kit
UL & CSA Listed



Model NB-PLWB
Plenum Equipment Box
with Flat Surface Mount
attached



1 1/2" Pole Mount

3. The NB-PEBPM Pole Mount Plenum Box attaches to any 1 1/2" Pipe, used to Pole Mount most Projectors.



Helps eliminate Theft by
Hiding everything out of Sight

Making for a tidier installation

WIRING AND CABLE ENTRY

More than enough Wiring and Cable Entry and Exits Ports are provided. For the Pole Mount Version, most Cables are run inside the Pole. In addition 1 Port is for Power and an additional one is available for other uses. For the Flat Surface Mount/Hanging version, one is used for Power and two additional ports are available for connection to 1/2" conduit.

THE PLENUM EQUIPMENT BOX WEIGHT CAPACITY

The Box is made from .060" Superior Grade Aluminum and each Mount is made from 16 ga Steel. The Plenum Equipment Box and its Mounts will easily take a combined weight up to 50 lbs.



Power Outlet
Built In
(see Over)


Need more outlets for your equipment?
(see solutions on next page)



Cover is easily removed
for access at any time

Interior Views
showing some
equipment installed

Pole Mounted Plenum Box



Power Outlet
Built In
(see Over)

Flat Surface/Hanging Plenum Box

ROOMY INTERIOR PROVIDES ENOUGH SPACE FOR ANY EQUIPMENT

Regardless of the type of Mounting used, both have an interior dimension of 14" x 14" by almost 5" high, making this Equipment Box suitable for many different types of product to be installed inside.

COOLING THE EQUIPMENT INSTALLED INSIDE

We use Conventional Cooling Methods for cooling. The Pole Mount version allows air intake through the bottom of the Pole and exhausts any warm air from the Plenum Box through the top of the pole. Slots in the top and bottom of the Flat Surface Mount allow air to pass through the unit. This we call the Chimney Effect which allows the inside of the Plenum Box to remain cool.

Please turn over for Pricing and other Information

In order to meet NEC and State Code regulations, it is important to understand the main parts of the Code that regulate how equipment and wiring can be installed in a Plenum or Ceiling Space.

NEC ARTICLE 400-8 and 400-8(5).....page 219 of the code states: That Flexible Cords and Cables are not permitted to be run through Walls, Structural ceilings, Suspended Ceilings, or Dropped Ceilings. In addition the revision to 400-8 specifically prohibits these cords being used without being properly enclosed. Regulations also prohibits the Installation of open Power Outlets in these spaces.

Our Plenum Box encloses all Wiring and Cables including the Power Recepticle meeting all NEC Code Requirements

To Ceiling Speakers



Power Supply to Projector

Line In to Amplifier



Pole Mount Installation

The Supplied Power Outlet is



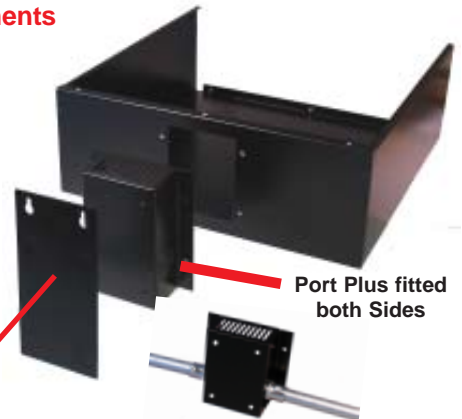
installed **Inside** all Plenum Boxes to meet NEC Code Requirements

Need more outlets for your equipment?



Simply add one or two 3 Outlet Taps or a Power Strip to the receptacle inside

Using the supplied Flat Plate allows the Plenum Box to be fixed to any Flat Surface



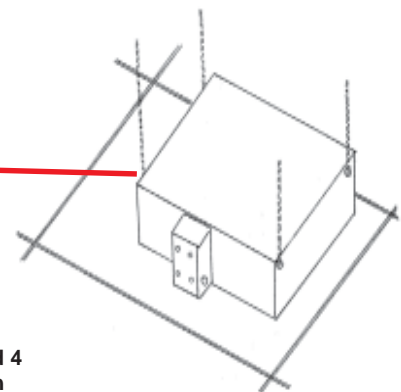
Port Plus fitted both Sides

By removing the supplied Port Plugs, standard 1/2" Conduit can be used to provide Cable Entry & Exit



Eye Bolts are attached at each corner of the Plenum Box

4 Eye Bolts, 24 feet of 65 lbs Cable and 4 Cable Fixtures are supplied with each Hanging Kit



Hanging Plenum Box Installation

CONTROLLING NIGEL B AMPLIFIERS

Our Standard Amplifiers are usually controlled using the Projector's Remote, our Plus Series Amplifiers have an RS 232 Port, enabling them to be controlled by an AMX® or Crestron® or similar Touch Screen

IF YOU NEED TO INSTALL THE PLENUM EQUIPMENT BOX BELOW THE CEILING TILES

Because the Pole Mounted Plenum Box uses standard 1 1/2" Pipe fittings, the equipment box can be attached to the Projector's Pole

SPECIFICATIONS

Interior Dimensions: 14" x 14" x 4.75 High

Weight: 5 lbs

Part #	Description	List Price
NB-PEBPM	14" x 14" Plenum Equipment Box with Pole Mount	\$ 299.95
NB-PLWB	14" x 14" Plenum Equipment Box with Flat Surface Mounting Box	\$ 299.95
NB-PLHK	Hanging Kit with all Hardware for Flat Surface Mounting Box	\$ 79.95

Nigel B Design, Inc. California, USA. Tel: (818) 487-9323 Fax: (818) 766-9805
Web Site: www.nigelbdesign.com. E-Mail: sales@nigelbdesign.com