

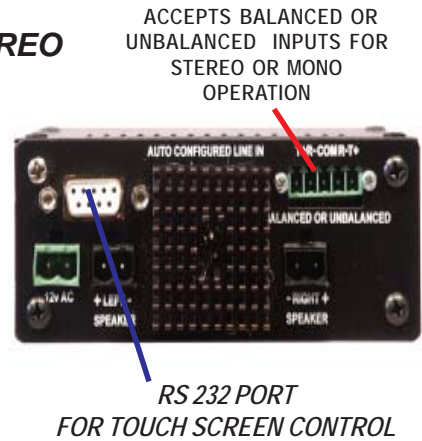
**Nigel B.**  
DESIGN

# 45 WATT **PLUS SERIES** AUTOMATIC AMPLIFIER

**OPERATES IN EITHER MONO OR STEREO**



**ADC**



Weighing 16 ozs and smaller than 4 CDs, with at least twice the power of any similar size Amplifier

*AUTOMATIC DETECTION CIRCUIT*

**TURNS ITSELF ON AND OFF AUTOMATICALLY TO CONSERVE ENERGY**

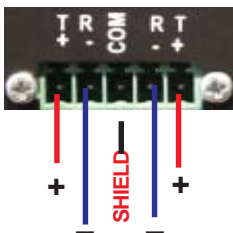
## RS 232 PORT FOR TOUCH SCREEN CONTROL

The RS 232 functions are internally controlled by its own Micro processor allowing many touch Screen Devices or Web Server Units such as the Crestron QM- RMC or AMX NI Series Units to control the Amplifier. The Amplifier can also be controlled directly from a Computer for even lower cost installations. The Amplifier can also be sent the RS 232 commands wirelessly using Bluetooth or Zigbee modules eliminating wiring altogether. This makes it particularly suitable for temporary installations.


## SUPER FAST - ADC- AUTOMATIC DETECTION CIRCUIT- ELIMINATES CLIPPING THE SOUND

A wonder in **ENERGY EFFICIENCY** this **COOL RUNNING AUTOMATIC** Amplifier turns itself on in about **4 milliseconds of detecting an Audio Signal**. When no Audio signal is detected it will automatically turn itself off after about 5 minutes, unless the Audio is restored before the cut-off period, at which time the unit will repeat the Active mode until finally the unit does not detect any signal.

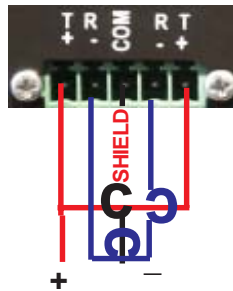
BALANCED STEREO



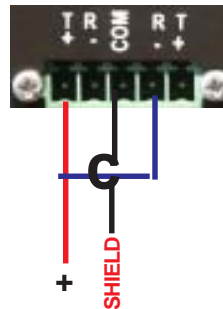
UNBALANCED STEREO



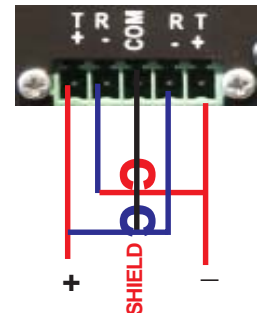
BALANCED DUAL MONO



UNBALANCED BRIDGED MONO



BALANCED BRIDGED MONO



PHOENIX TYPE TERMINALS FOR FAST CONNECTIONS

## AUTOMATIC INTERNAL CONFIGURATION OF THE LINE INPUT

Internal circuitry enables the user to configure the Amplifier to be used in either Balanced and Unbalanced Modes depending on the connections used. Shown above are the different Line In Connections that allow the Amplifier to accept either Balanced or Unbalanced Stereo, Balanced Dual Mono or Balanced Bridged Mono Inputs, depending on the user's requirements.

## ADVANCED AMPLIFIER DESIGN WITH INCREDIBLE POWER

New advanced circuitry produces a more rugged 45 Watts RMS Output, more than enough to drive Multiple Speakers with a Clarity of Sound not usually found in such a small Amplifier, with this amount of power it does not have to strain itself or be "cranked up" to its extreme level, so distortion is eliminated.

## REDUCES THE CHANCES OF THEFT

By mounting the amplifier above the Ceiling Projector or hiding it along with the other equipment in our new Plenum Equipment Box eliminates theft.

## COMPACT DESIGN GIVES THE INSTALLER MANY MOUNTING OPTIONS

As it takes up very little room, Installers are finding many different uses for this compact Amplifier. It's small size allows it to be **concealed or used in many small spaces**. The entire installation of Projector, Amplifier and Power Supply can be installed at Ceiling Height or hidden in the Plenum Space.

**Please turn over for Mounting Options, Specs & List Prices**

## PRE-DRILLED MOUNTING HOLES ALLOW MIX & MATCH

All our Mounting Options shown below are Pre-Drilled allowing them to be used for Nigel B Amplifiers, and all Extron® 1/8th and 1/4 Rack Versa Tool® Modules



The Projector Pole Mounting Bracket attaches the Amplifier on to a Projector's Pole or any Flat Surface



Using the Projector Pole Mount, no more than 2" of height is needed between the Projector and the Ceiling Tiles



19" 1U RackFrame Shelf installs into any 19" Equipment Rack



19" RackFrame Shelf holds both Nigel B Modules and all 1/8th & 1/4 Rack Extron® Versa Tools®

## NEED TO HIDE THE EQUIPMENT IN THE PLENUM

Hidden from view our new Plenum Rated Equipment Box allows the Amplifier, Power Supply, AC Receptacle and all the Cables to fit inside. All Cable runs are routed internally, so that the entire unit meets UL 2034 and all Electrical Codes for **Plenum Rating**.

**Because the entire assembly is hidden the theft is eliminated.**



Our Plenum Rated Equipment Box contains a 1 gang Receptacle for powering both the Amplifier and any other equipment concealed inside

## NEED THE PROJECTOR CLOSE TO THE CEILING WITH THE AMPLIFIER & EQUIPMENT HIDDEN

Using the Plenum box has the benefit of being able to mount the Projector tight against the Ceiling

### AMPLIFIER SPECIFICATIONS

45 watts Stereo into 4 Ohms  
(22.5 watts per Channel)  
75 watts Peak Music Power  
Frequency Response: 15 Hz - 22 kHz  
Signal to Noise Ratio: -65 dB  
Total Harmonic Distortion: .003 dB  
Dynamic Range: 115 dB  
Overload Protection: Built In  
All Screw Connectors

### AUTO POWER SAVING MODE

Power is reduced to 250 milliamps in Stand By Mode

### REQUIRED OPTION

Power Supply UL/CSA Listed  
110V - 12V 4.5 Amps AC

### RS 232 PORT SPECIFICATIONS

Programmed Microprocessor controls all commands from any Touch Screen, Web Servers such as Crestron's QM-RMC or AMX's NI 700 & 900 Units or directly from Software\* installed in a Computer.

*\*Web Software is an Extra Cost item, available from Nigel B Design*

Part #	Description	List Price
NB-2052A	Plus Series Automatic Stereo Amplifier.	\$399.95
NB-PS75	Power Supply 120 v -12v AC 4.5 amps	\$ 49.95
NB-PEBM	Plenum Equipment Box	\$299.95
NB-UPMW	Projector Pole/Wall Mount Bracket	\$ 69.95
NB-1SHE	1U Rack Shelf Frame	\$119.95

**Nigel B Design, Inc. California, USA. Tel: (818) 487-9323 Fax: (818) 766-9805**  
**Web Site: [www.nigelbdesign.com](http://www.nigelbdesign.com) E-Mail: [sales@nigelbdesign.com](mailto:sales@nigelbdesign.com)**