

Leviton's Enhanced Optics ellipsoidal spotlight breaks through the barriers and pitfalls commonly associated with new generation ellipsoidal reflector spotlights. LEO offers exceptional performance with a highly engineered optical system resulting in increased efficiency and more light where you need it - on the talent. LEO is by far the most versatile ellipsoidal spotlight on the market, working well with any of the recommended lamps at any published field angle in both a text book peak and cosine focus. LEO features outstanding soft focus capability – allowing peak focus, appropriate beam uniformity, and a consistent falloff at the edge for both single-fixture and multi-fixture/zone overlap applications. Additionally, the LEO features an industry exclusive repositionable lens, enabling the user to change field angles, in the field, in the same barrel.

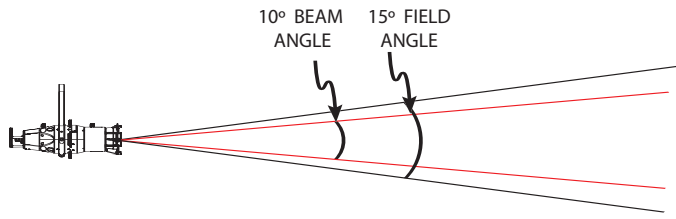
APPLICATION

- Theaters
- Studios
- Concerts
- Front-of-House Positions
- On-Stage Positions
- Side Booms

FEATURES

- 15°, 19°, 26°, 36°, & 50° field angles
- Continuous body & barrel on-axis rotation (Greater than 360°)
- Up to 750W lamp
- 115-240V
- Cosine (Flat) & Peak focus with all recommend lamps & beam angles
- 30-second lamp replacement
- Field adjustable lenses to change field angle
- Cool Grip handles for all common adjustments

15 DEGREE

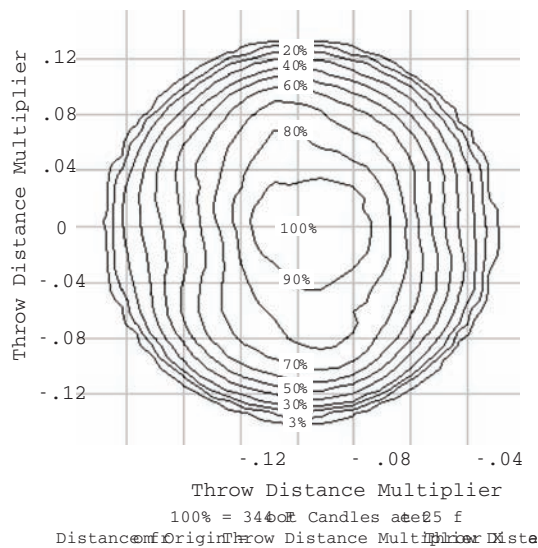


Calculation Information	
Peak Field Diameter	= 0.17 x Throw Distance
Peak Beam Diameter	= 0.17 x Throw Distance
Illumination (FC)	= Candpower / Distance ²
Cosine Field Diameter	= 0.26 Throw Distance
Cosine Beam Diameter	= 0.21 * Throw Distance
Peak Candpower	260893 candela
Cosine Candpower	215367 candela
Cutoff Angle	15°
Efficacy Cosine / Peak	9.3lpw / 7.7lpw
Efficiency Cosine / Peak	36% / 30%

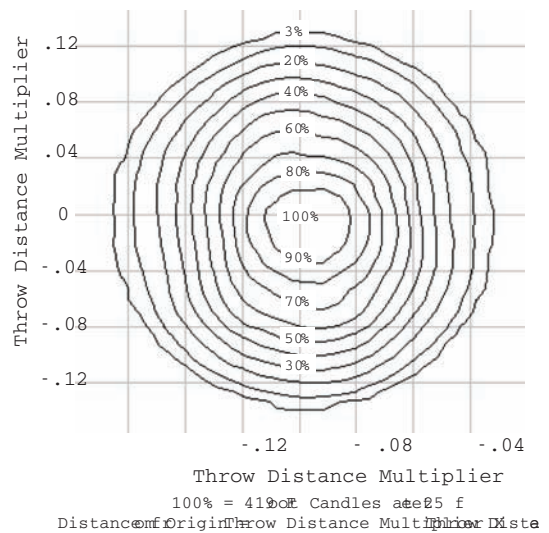
Beam Diameter & Performance Table

Peak Diameter (ft)	2	3	5	7	9	10	12	14	16
Peak Illumination (FC)	2609	652	290	163	104	72	53	41	32
Distance (ft)	10	20	30	40	50	60	70	80	90
Cosine Illumination (FC)	2154	538	239	135	86	60	44	34	27
Cosine Diameter (ft)	3	5	8	11	13	16	18	21	24

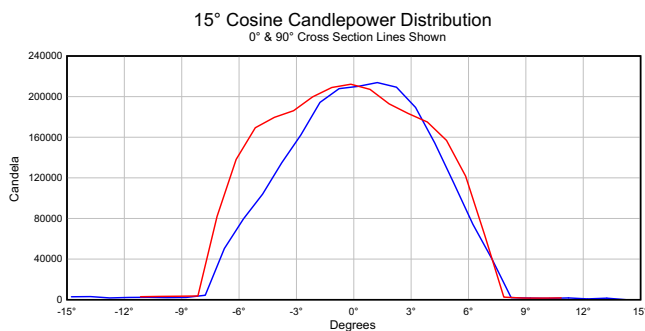
Iso-Footcandle Plot Cosine



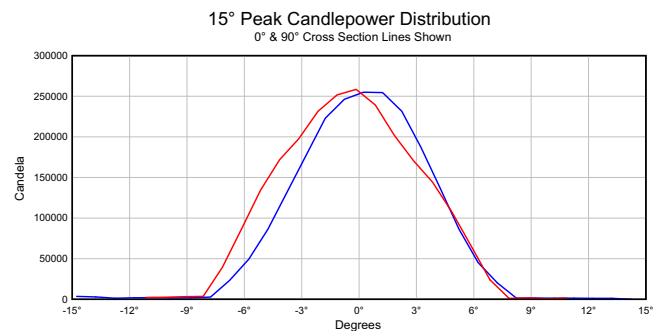
Iso-Footcandle Plot Peak



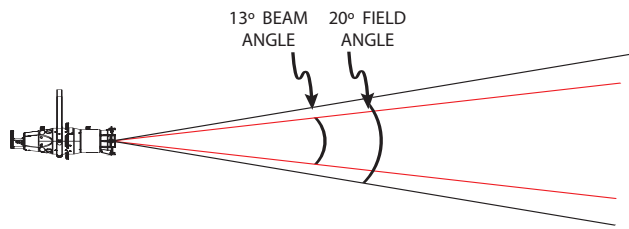
Candela Plot Cosine



Candela Plot Peak



19 DEGREE

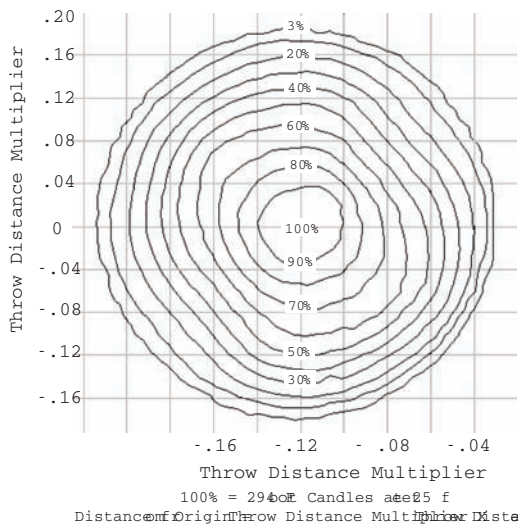


Calculation Information	
Peak Field Diameter	= 0.32 x Throw Distance
Peak Beam Diameter	= 0.19 x Throw Distance
Illumination (FC)	= Candlepower / Distance ²
Cosine Field Diameter	= 0.35 Throw Distance
Cosine Beam Diameter	= 0.23 * Throw Distance
Peak Candlepower	196799 candela
Cosine Candlepower	183000 candela
Cutoff Angle	20°
Efficacy Cosine / Peak	10.8lpw / 9.2lpw
Efficiency Cosine / Peak	42% / 36%

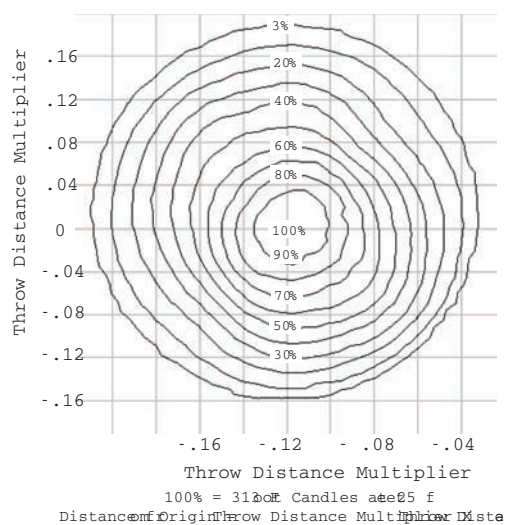
Beam Diameter & Performance Table

Peak Diameter (ft)	3	5	6	8	10	11	13	14	16
Peak Illumination (FC)	1968	875	492	315	219	161	123	97	79
Distance (ft)	10	15	20	25	30	35	40	45	50
Cosine Illumination (FC)	1830	813	458	293	203	149	114	90	73
Cosine Diameter (ft)	4	5	7	9	11	12	14	16	18

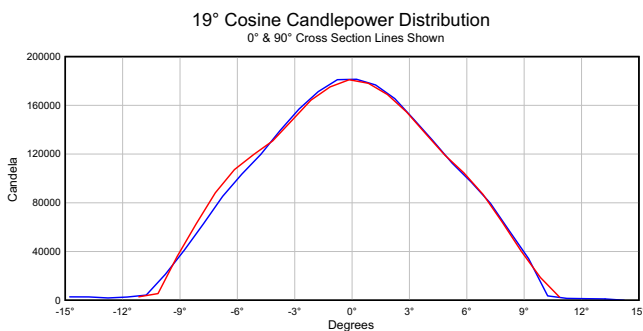
Iso-Footcandle Plot Cosine



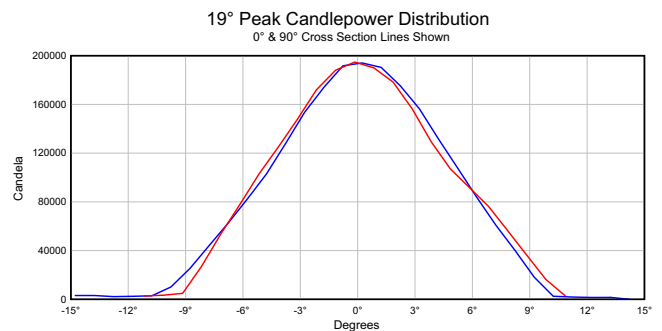
Iso-Footcandle Plot Peak



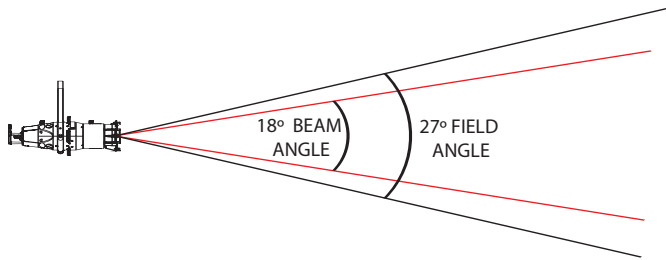
Candela Plot Cosine



Candela Plot Peak



26 DEGREE

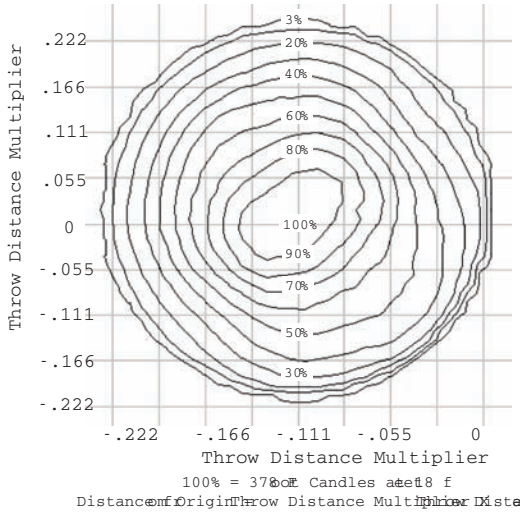


Calculation Information	
Peak Field Diameter	= 0.41 x Throw Distance
Peak Beam Diameter	= 0.21 x Throw Distance
Illumination (FC)	= Candelpower / Distance ²
Cosine Field Diameter	= 0.44 Throw Distance
Cosine Beam Diameter	= 0.3 * Throw Distance
Peak Candelpower	173061 candela
Cosine Candelpower	121605 candela
Cutoff Angle	27°
Efficacy Cosine / Peak	12.4lpw / 11.9lpw
Efficiency Cosine / Peak	48% / 46%

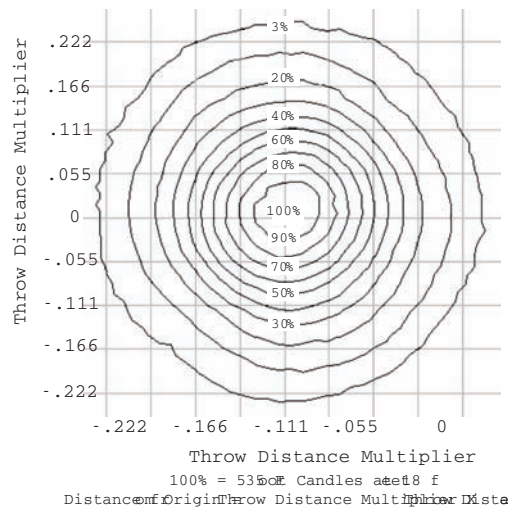
Beam Diameter & Performance Table

Peak Diameter (ft)	4	6	8	10	12	14	16	18	20
Peak Illumination (FC)	1731	769	433	277	192	141	108	85	69
Distance (ft)	10	15	20	25	30	35	40	45	50
Cosine Illumination (FC)	1261	540	304	195	135	99	76	60	49
Cosine Diameter (ft)	4	7	9	11	13	16	18	20	22

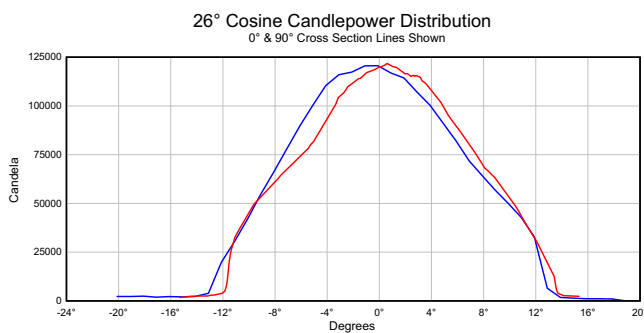
Iso-Footcandle Plot Cosine



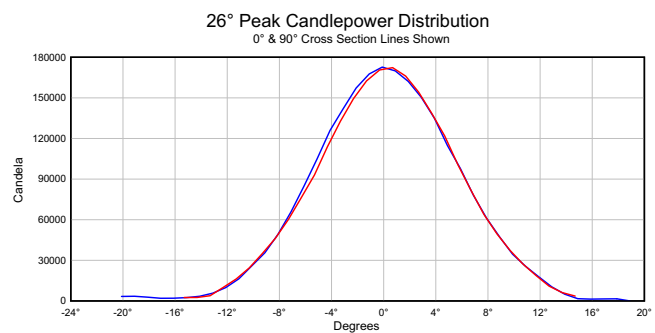
Iso-Footcandle Plot Peak



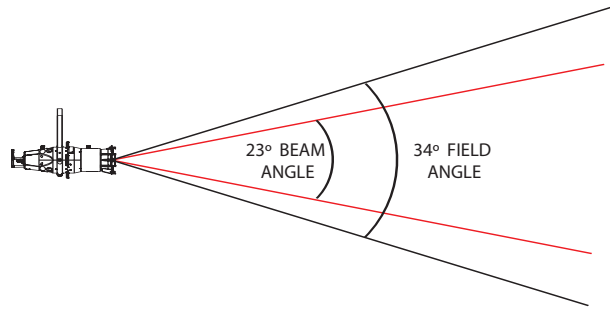
Candela Plot Cosine



Candela Plot Peak



36 DEGREE

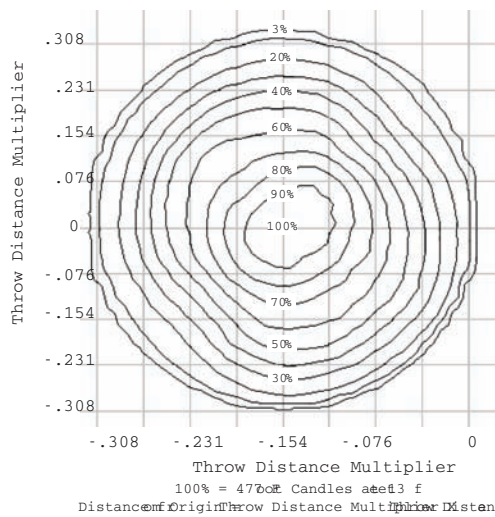


Calculation Information	
Peak Field Diameter	= 0.43 x Throw Distance
Peak Beam Diameter	= 0.23 x Throw Distance
Illumination (FC)	= Candlepower / Distance ²
Cosine Field Diameter	= 0.63 Throw Distance
Cosine Beam Diameter	= 0.41 * Throw Distance
Peak Candlepower	151204 candela
Cosine Candlepower	81583 candela
Cutoff Angle	36°
Efficacy Cosine / Peak	14.9lpw / 12.0lpw
Efficiency Cosine / Peak	58% / 47%

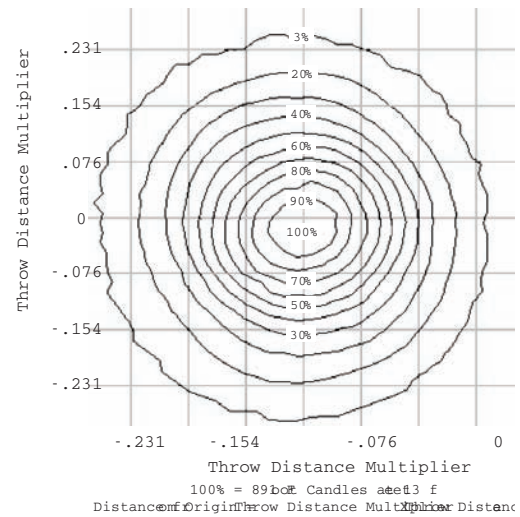
Beam Diameter & Performance Table

Peak Diameter (ft)	4	6	9	11	13	15	17	19	21
Peak Illumination (FC)	1512	672	378	242	168	123	95	75	60
Distance (ft)	10	15	20	25	30	35	40	45	50
Cosine Illumination (FC)	816	363	204	131	91	67	51	40	33
Cosine Diameter (ft)	6	9	13	16	19	22	25	28	32

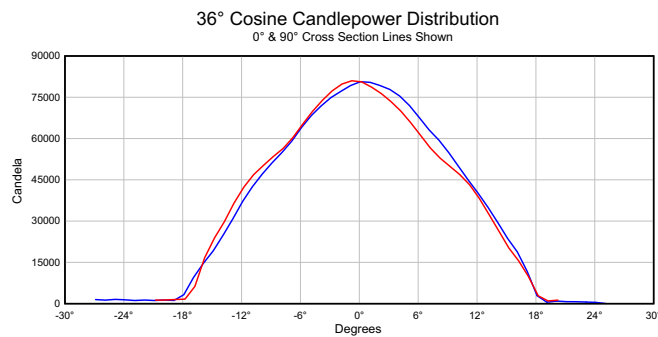
Iso-Footcandle Plot Cosine



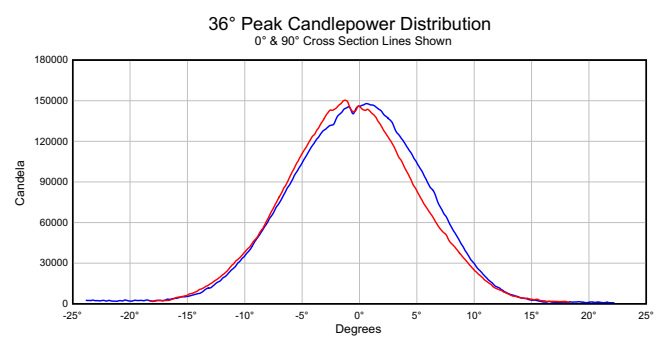
Iso-Footcandle Plot Peak



Candela Plot Cosine



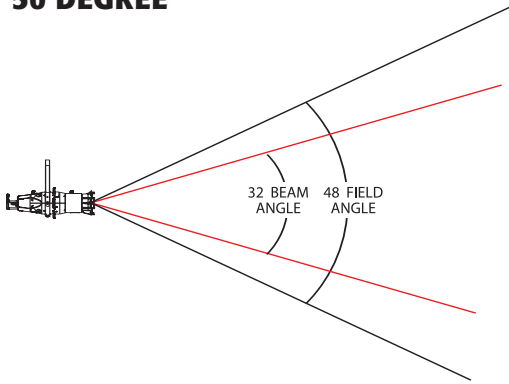
Candela Plot Peak



Product Specifications

LEO Ellipsoidal Fixture

50 DEGREE

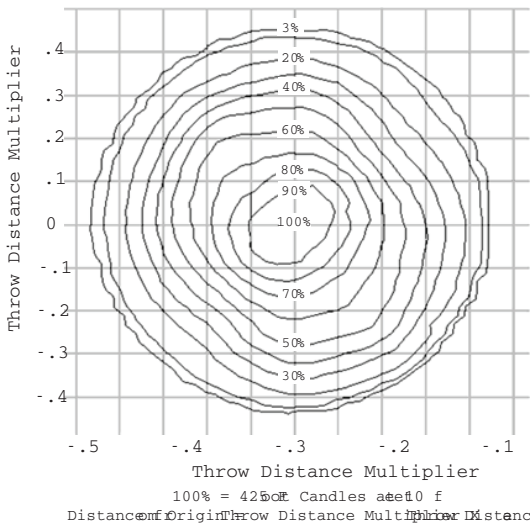


Calculation Information	
Peak Field Diameter	= 0.61 x Throw Distance
Peak Beam Diameter	= 0.28 x Throw Distance
Illumination (FC)	= Candelpower / Distance ²
Cosine Field Diameter	= 0.89 Throw Distance
Cosine Beam Diameter	= 0.57 * Throw Distance
Peak Candelpower	113448 candela
Cosine Candelpower	42955 candela
Cutoff Angle	50°
Efficacy Cosine / Peak	14.6lpw / 14.6lpw
Efficiency Cosine / Peak	57% / 57%

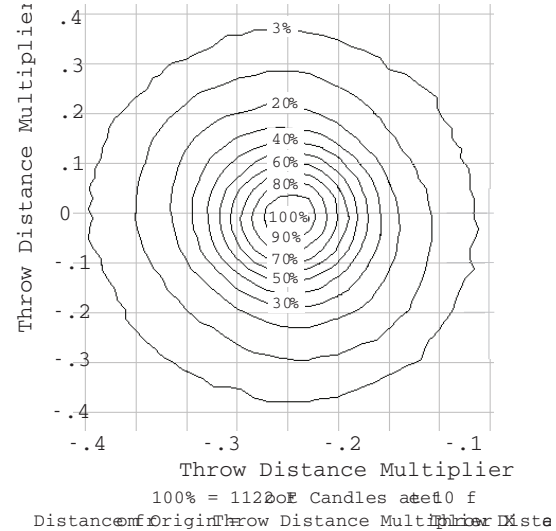
Beam Diameter & Performance Table

Peak Diameter (ft)	6	9	12	15	18	21	24	28	31
Peak Illumination (FC)	1134	504	284	182	126	93	71	56	45
Distance (ft)	10	15	20	25	30	35	40	45	50
Cosine Illumination (FC)	430	191	107	69	48	35	27	21	17
Cosine Diameter (ft)	9	13	18	22	27	31	36	40	45

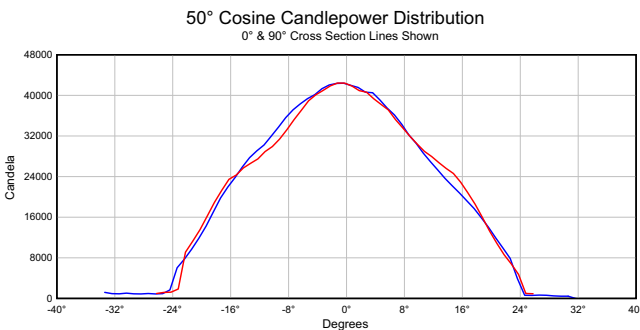
Iso-Footcandle Plot Cosine



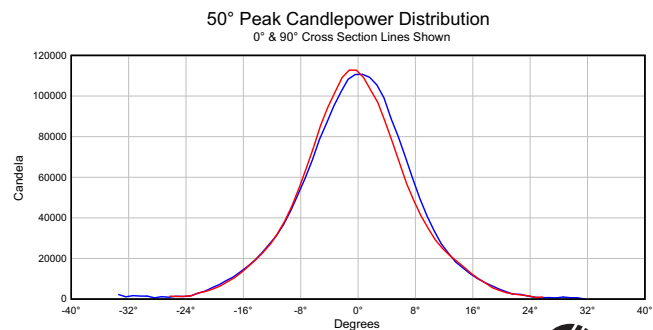
Iso-Footcandle Plot Peak



Candela Plot Cosine



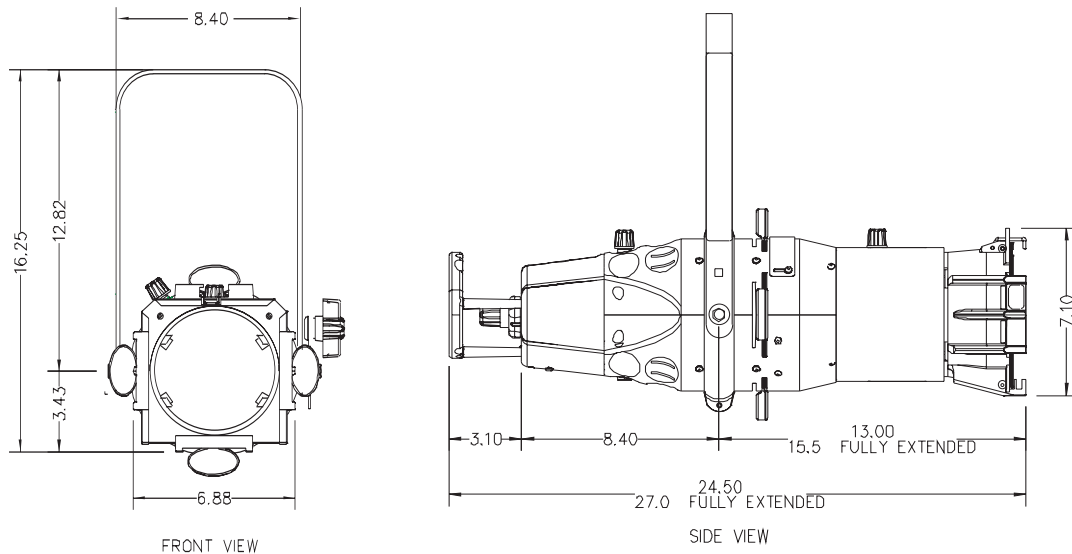
Candela Plot Peak



Leviton Manufacturing Co., Inc.
P.O. Box 2210, Tualatin, Oregon 97062
Tel: (503) 404-5500 • Fax: (503) 404-5600 • Info Line: (800) 996-2276



DIMENSIONAL DRAWING



WEIGHT: 17 lbs (7.7 kg)

SHIPPING WEIGHT: 21.5 lbs (9.8 kg)

Lamps

Wattage	Voltage	Lamp Life Multiplier	Lumens	Color Temperature	ANSI Designation	Leviton Part #
575W	115V	300hrs	14,500	3200K	GLC	LOGLC-000
575W	115V	1500hrs	13,000	3050K	GLA	LOGLA-000
750W	115V	300hrs	19,000	3200K	GLD	LOGLD-000
750W	115V	1500hrs	17,400	3050K	GLE	LOGLE-000
600W	230V	250hrs	14,000	3250K	GKV	LOGKV-000
600W	240V	250hrs	14,000	3200K	GKV	LOGKV-000
600W	230V	1500hrs	11,000	3250K	GKV/LL	LOGKV-LL0
600W	240V	1500hrs	11,000	3000K	GKV/LL	LOGKV-LL0

Photometric performance testing was performed using the Prometric photometric measuring system by Radiant Imaging, Inc. All testing was performed using a Thorn HX754 lamp running at 115V and using 736 watts. The procedure used for testing was as recommended and documented by the equipment manufacturer. The information contained herein as presented conforms to ANSI standard E1.9-2001. The following terms as used within this document have equivalents in the standard as follows: Cosine = Flat Distribution, Peak = Peak Distribution, Field Angle = One-Tenth Peak Illuminance Angle, Beam Angle = Half Peak Illuminance Angle.

Product Specifications

LEO Ellipsoidal Fixture

PHYSICAL ATTRIBUTES

- Cast Aluminum (or extruded) housing
- Durable textured powder-coat finish
- Insulated Cool Grip Handles
- Continuous on-axis rotation
- Lamp housing separates from fixture body for easy lamp replacement
- All parts user replaceable
- Heavy stainless steel shutters in a quad-plane assembly
- EasyGlide lens tube – no metal to metal contact for ease of movement
- Two industry standard size accessory slots
- Two locking gel/media/accessory slots
- Steel yoke
- Supports motorized gobo rotators
- Supports glass or steel gobos, Size A or B (3" gate)
- Toolless design, no tools required for everyday activities

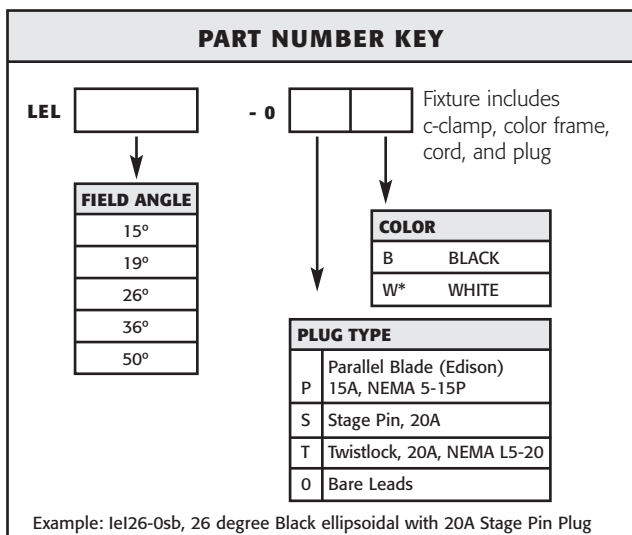
ELECTRICAL

- Up to 750W lamp
- 115-240V
- UL listed
- 3 Wire 36" sleeved leads
- Supports popular HX series of lamps (see inside for ANSI codes)

OPTICAL

- Faceted glass reflector with dichroic coating
- Lenses & reflector insulated from housing
- Quick-Center, locking lamp centering technology
- Peak/Cosine adjustment separate from lamp centering
- Removable & interchangeable lens barrels
- User changeable field angle, standard for each lens barrel
- 91% of heat absorbed by reflector

ORDERING INFORMATION



* Consult factory for availability and lead times

For spare parts lists, please see product users guide

Information is believed to be accurate at time of printing but is subject to change without notice. Contact Leviton Manufacturing, Inc. for the latest information.

ACCESSORIES

Part #	Description
TA0SC-000	30" Safety Cable
LELAC-PTN	Pattern Holder
LELAC-IRS	Iris
5266-CB	5-15 Grounded Black Plug ("Edison or PBG")
2311-B	L5-020 Black Plug ("Twistlock")
20MP-E	20A Grounded Stage Pin Plug (2P&G)
LELCF-000	Color Frame for 15°-50° Fixtures
AELDO-062	Donut
TA0CC-000	C-Clamp
TA0CS-000	Combo Stud
TA6SN-009	6-1/4" x 9 Snoot / Gel Extender

Leviton Manufacturing Co., Inc.
P.O. Box 2210, Tualatin, Oregon 97062
Tel: (503) 404-5500 • Fax: (503) 404-5600 • Info Line: (800) 996-2276

