

## Dimensions D3206 Multizone Controller/Dimmer

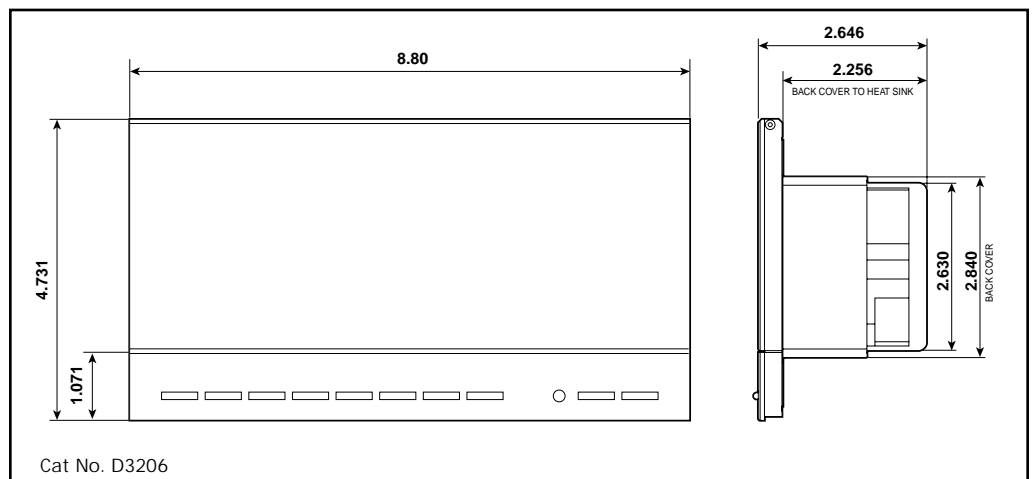
### APPLICATION

Leviton's D3206 Zone Controller/Dimmer provides advanced, multipoint scene control for commercial and high-end residential lighting applications. The D3206 is a self-contained unit that can be used to control—at one time from the front panel—up to six zones of lighting in a room or group of rooms via a series of pushbuttons and “wizard” menus. The D3206 accommodates a host of customizable settings, and features a learning infrared receiver for use with a handheld remote control. Although the unit will often be used as part of a comprehensive D3200 dimming system attached via a communication bus, it may also be used solely as a dimmer attached to six loads.

### OPERATION

The D3206 can function in two ways: One, as a self-contained dimmer for loads directly attached to it and two, as a control unit for other devices (which it can also power) attached to the Leviton Control Network (LCnet) communication bus. A series of intuitive wizards displayed on the unit's LCD simplifies the user interface. A number of pushbuttons guide the user through the wizards, which can be used to program the Zone Controller—as can Leviton software.

The controller is designed to be customized on the job site in minutes with zone and scene names such as “Chandelier,” “Presentation,” and so on. During regular use, the name appears on the LCD along with the date and time as soon as a scene is chosen. If the zone is local to the Zone Controller, the zone number appears above the LED column indicating each zone's brightness level. The “A” for auxiliary will light up to indicate that the zone is wired to the LCnet but not directly to the Zone Controller. During adjustment, the



LCD displays the exact zone light level so that repeatable settings can be achieved. The D3206 provides eight different scene buttons; the active scene button will remain lit. Once scenes are programmed, any zone may be individually dimmed or brightened without affecting the rest of the scene. A number of other helpful pushbuttons round out the functionality: group dim, group brighten, maximum brightness, and off.

### SPECIFICATION SUBMITTAL

JOB NAME:	CATALOG NUMBERS:	
<input type="text"/>	<input type="text"/>	<input type="text"/>
JOB NUMBER:	<input type="text"/>	<input type="text"/>

# D3206

The D3206 offers programming capabilities including each individual zone's minimum level and name.

As part of a much larger family of digital controls and systems, the D3206 can communicate with other LCnet control stations across its high-speed serial data line. This allows it to be incorporated into a system with other Dimensions 3200 Zone and Scene Controllers, including the six-zone D3208 Zone Controller/Dimmer.

## FEATURES & BENEFITS

### User Interface

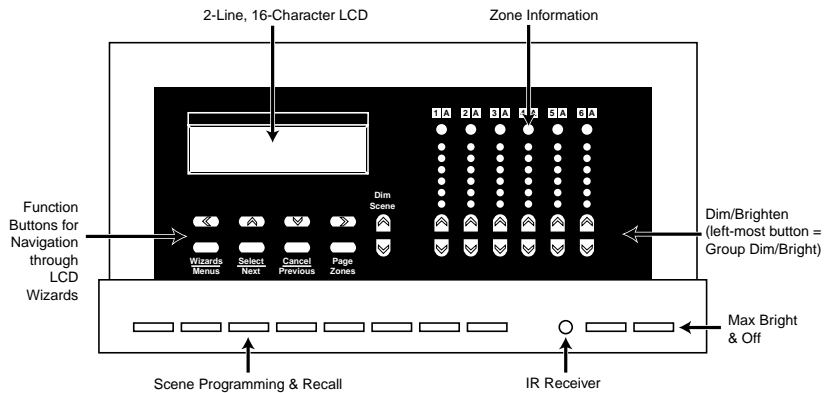
- Wizard menus guide programmer and end-user
- Two-line, 32-character LCD (Liquid Crystal Display)
- LED Light Level Indicators
- Group raise/lower pushbutton for changing all zone light levels at the same time
- Zone information buttons that provide zone number, active Zone Controller panel (address), zone type, group number, and brightness level
- Compatible with other D3200 components that interface with the system: PC-based programming through D3200 Setup Software and Leviton SmartJack, a wall-mounted Scene Controller, and a handheld remote control

### System

- Low-voltage, Class 2 wiring connects multiple zone controllers, wall stations, and control interfaces
- Links up to 186 zones
- Powers LCnet wall controllers and Leviton SmartJack
- Non-volatile memory
- Setup Software can be used for system backup and restore—enabling devices to be cloned

### Local & Remote Zones

- Six dimmable, local zones per controller
- Remote zones attached to other Zone Controllers can be controlled



- Individual raise/lower pushbuttons for each zone
- Customizable 16-character-maximum zone names
- Easy programming of minimum level for individual zones
- Individual zones may be locked so that their brightness levels cannot be changed

### Scene Control

- Capable of 32 scenes from the front panel; 8 at one time
- Customizable 16-character-maximum scene names
- Individual zones may be excluded from specific scenes
- System may be locked to a specific scene so that pushing other scene buttons will have no effect
- Smooth fading between scenes at configurable, scene-specific fade rates between 0 and 59 seconds or 1 and 120 minutes

### Infrared Receiver

- Learns up to 32 IR commands
- Compatible with any standard IR remote



## SPECIFICATION SUBMITTAL

JOB NAME:	CATALOG NUMBERS:	
JOB NUMBER:		

## SPECIFICATIONS

### Electrical

Input Voltage: 120VAC  $\pm$  10%, 60Hz

Isolated Output: 24VDC @ 150mA

Output Power: 1920W/VA total output, 1000W/VA max per zone, 1200W/VA max per side

Testing/Code Compliance: UL Listed, CSA Certified, FCC Part 15

Lightning Strike Protection: Meets ANSI/IEEE standard 62.41-1980

Electrostatic Discharge: Meets IEC 801-2. Tested to withstand 15kV ESD without damage or memory loss

Surge Protection: Withstands voltage surges up to 6000V and current surges up to 3000A

### Sources/Load Types

Operates Incandescent, Tungsten, Magnetic Low Voltage Transformer, Advance Mark X Electronic Fluorescent Dimming Ballast, Neon, Cold Cathode, and non-dimming loads

### Physical

Size: 4.73 x 8.80 x 2.65in. (12.0 x 22.4 x 6.7cm)

Color: White frame/cover, black face, gray and translucent buttons

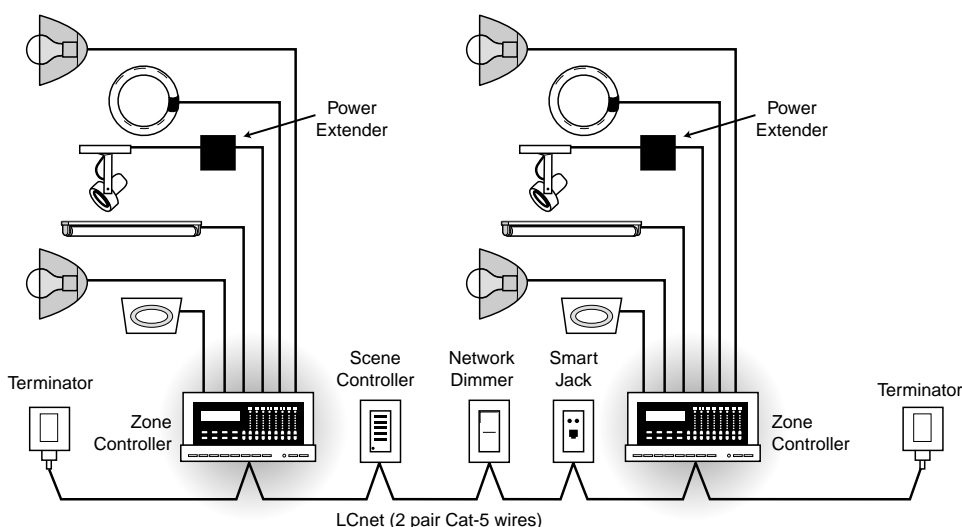
### Environmental

Operating Temperature Range: 0°C to +40°C

Storage Temperature Range: -10°C to +85°C

Relative Humidity: 20% to 90% non-condensing

**Warranty:** Limited 2-Year Warranty



## SPECIFICATION SUBMITTAL

JOB NAME:	CATALOG NUMBERS:	
JOB NUMBER:		

# D3206

## INSTALLATION

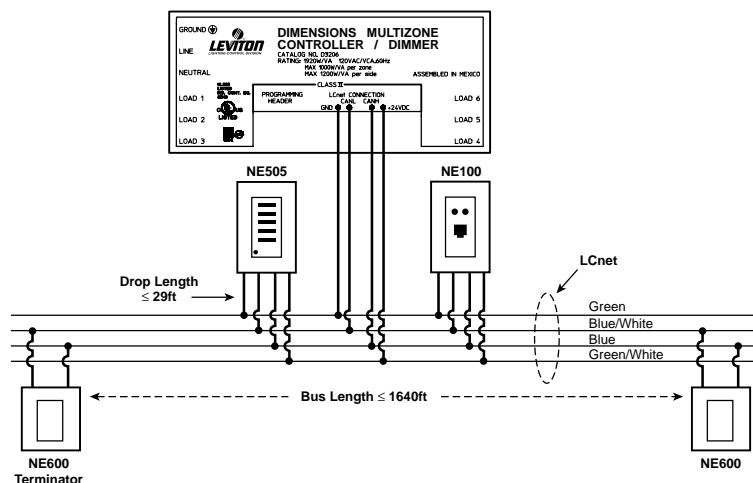
### High-Voltage Class 1 Wiring

- Connect wires in junction box using standard wiring practices.
- Pull power wiring from distribution panel and to light fixtures.
- Each line voltage terminal can accept up to two #12 AWG wires.

### Low-Voltage Class 2 Wiring

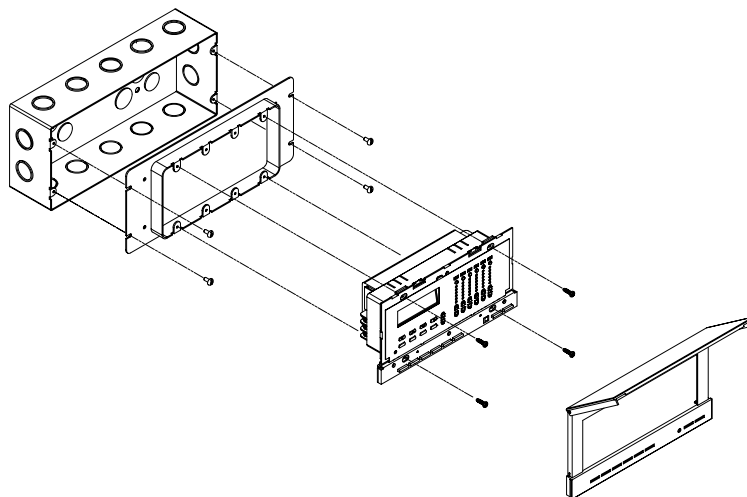
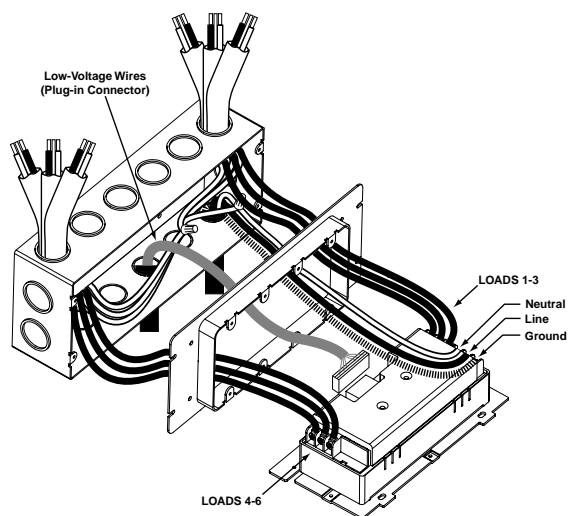
NOT REQUIRED if installing only one D320X Zone Controller attached to no more than six zones.

- Daisy chain peripheral devices to LCnet bus.
- Make connections in junction box no longer than 29ft drop.
- Run low voltage wires separately from line voltage.
- Use CAT5-type twisted pair wiring.



### Mounting

- Mount in 5-gang, 2.5-inch-deep switch box with a 4-gang raised cover.
- Faceplate snaps on with no visible means of attachment.



## LEVITON SPECIFICATION SUBMITTAL

JOB NAME:	CATALOG NUMBERS:	
JOB NUMBER:		