

Laney

CONCEPT

Series monitors

**MODEL : CP10
CP12
CP15
CM10
CM12
CM15**

USER MANUAL



Intended to alert the user to the presence of uninstalled "dangerous voltage" within the product's enclosure that may be of sufficient magnitude to constitute a risk of electric shock to persons.



Intended to alert the user of the presence of important operating and maintenance (servicing) instructions in the literature accompanying the product.

Caution: Risk of electrical shock - DO NOT OPEN!

Caution: To reduce the risk of electrical shock, do not remove cover. No user servicable parts inside. Refer servicing to qualified service personnel.

Warning: This apparatus must be earthed

WARNING: To prevent electrical shock or fire hazard, do not expose this appliance to rain or moisture. Before using this appliance, read the operating guide for further warnings.

EMC warning

It is inherent in the design of a loudspeaker and in the design of guitar pickups that they should emit or be affected by electro magnetic fields. Loudspeaker enclosures should not be used less than two meters away from equipment, which is likely to be affected by electro magnetic interference.

Likewise, guitar fitted with electro magnetic pickups should not be used less than two meters away from any source of emissions such as loudspeakers. Emissions from loudspeakers are dependent on the frequency characteristics of the drive unit. Levels were measured direct from the driver of 30 dBuV. These levels are reduced to a safe level at a distance of 1.27 meters from the drivers.

IMPORTANT SAFETY INSTRUCTIONS

WARNING: When using electric products, basic cautions should always be followed, including the following.

1. Read all safety and operating instructions before using this product
2. All safety and operating instructions should be retained for future reference
3. Obey all cautions in the Operating instructions and on the back of the unit
4. All operating instructions should be followed
5. This product should not be used near water, i.e. a bathtub, sink, swimming pool, wet basement, etc.
6. This product should be located so that its position does not interfere with its proper ventilation. It should not be placed flat against a wall or placed in a built up enclosure that will impede the flow of cooling air.
7. This product should not be placed near a source of heat such as stove, radiator, or another heat producing amplifier.
8. Connect only to a power supply of the type marker on the unit adjacent to the power supply cord.
9. Never break off the ground pin on a power supply cord.
10. Power supply cords should always be handled carefully. Never walk or place equipment on power supply cords. Periodically check cords for cuts or signs of stress, especially at the plug and the point where the chord exits the unit.
11. The power supply cord should be unplugged when the unit is not in use and during lightning storms.
12. If this product is to be mounted in an equipment rack, rear support should be provided.
13. Metal parts can be cleaned with a damp cloth. The vinyl covering used on some units can be cleaned with a damp cloth or ammonia based household cleaner if necessary. Disconnect the unit from the power supply before cleaning.
14. Care should be taken so that objects do not fall and liquids are not spilled into the unit through any ventilation holes or openings. CAUTION - on no account place drinks on the unit.
15. A qualified service technician should check the unit if:
 - The power cord has been damaged
 - Anything has fallen or spilled into the unit
 - The unit does not appear to operate correctly
 - The unit has been dropped or the enclosure damaged.
16. The user should not attempt to service the equipment. All service work is done by a qualified service technician.
17. Exposure to extremely high noise levels may cause a permanent hearing gloss. Individuals vary considerably in susceptibility to noise induced hearing loss, but nearly everyone will lose some hearing if exposed to sufficiently intense noise for a sufficient time. The U.S. Government's Occupational Safety and Health Administration (OSHA) has specified the following permissible noise level exposure.

Duration Per Day In Hours	Sound Level dBA, slow response
8	90
6	92
4	95
3	97
2	100
1 ½	102
1	105
½	110
¼ or less	115

According to OSHA, any exposure in excess of the above permissible limits could result in some hearing loss. Ear plugs or protectors in the ear canals or over the ears must be worn when operating this amplification system in order to prevent a permanent hearing loss if exposure exceeds the limits set forth above. To ensure against potentially dangerous exposure to high sound pressure levels it is recommended that all persons exposed to equipment capable of producing high sound pressure levels such as this amplification system be protected by hearing protectors while this unit is in operation.

SAVE THESE INSTRUCTIONS

THANK YOU

We at Laney are extremely pleased that you have decided to select a Concept product for your sound requirements and we wish to reinforce your judgement by ensuring you get off to a flying start by including this comprehensive user manual to assist you in getting to know your equipment.

Before switching on please read this manual carefully since whilst you may well be an experienced user no two brands are the same, and on reading this manual you will become aware of the subtle advantageous differences that Concept offers over its competitors.

UNPACKING

On unpacking your Concept please check carefully for any signs of damage that may have occurred whilst in transit from the Laney factory to your dealer. In the unlikely event that there has been damage please repack your unit in its original carton and consult your dealer.

We would strongly advise you to store away your original transit carton since in the unlikely event that some time in the future your unit should develop a fault, you will be able to return it to your dealer for rectification securely packed.

IMPORTANT SAFETY INFORMATION

Your Concept powered monitors product should be fitted with a three pin 'grounded' (or 'earthed') plug. Please make sure that the mixer is powered from a 'grounded/earthed' outlet.

If changing or fitting a plug yourself, ensure that the applicable wiring code is adhered to, for example in the UK the cable colour code for connections are as follows:

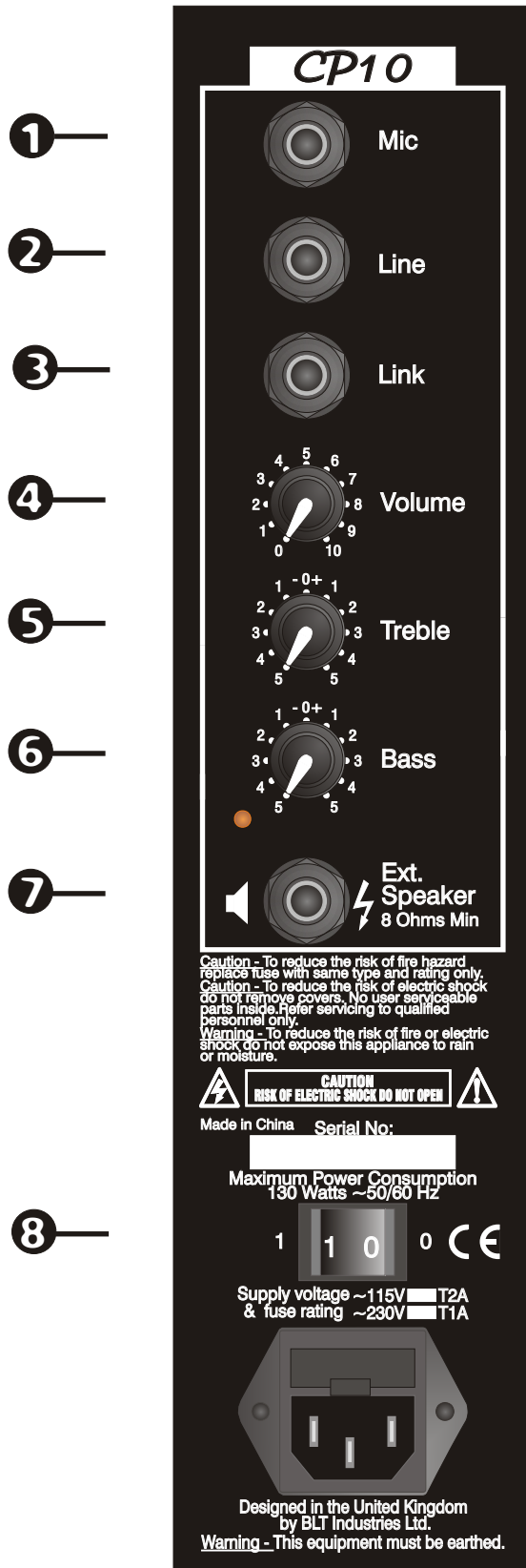
EARTH OR GROUND	——	GREEN/YELLOW
NEUTRAL	————	BLUE
LIVE	————	BROWN

The Concept product should never be exposed to moisture or wetness under any circumstances since this would represent a possible shock or fire hazard, and may cause expensive damage to your valuable possession.

In the unlikely event that a fuse should blow, it is imperative that you or your engineer, use a correctly rated replacement.

Details of the fuse required is printed on the powered monitor, please take special care to use a 'time delay' fuse wherever stated.

CP10



EXPLANATION OF TERMS

- 1** **MIC:** Jack socket for connecting an external Mic.
- 2** **LINE:** Jack input socket for all line level signals e.g.: Keyboard, mic or drum machine.
- 3** **LINK:** Socket for connecting additional power monitor or power amplifier.
- 4** **VOLUME:** Controls the overall listening level of the monitor.
- 5** **TREBLE:** Adjusts the monitors HI frequency response.
- 6** **BASS:** Adjusts the monitors LO frequency response.
- 7** **EXTERNAL SPEAKER:** Output socket for connect further un powered Laney monitor such as CM10, CM12 or CM15.
- 8** **POWER:** Power On/Off switch.

Caution - To reduce the risk of fire hazard replace fuse with same type and rating only.
 Caution - To reduce the risk of electric shock do not remove covers. No user serviceable parts inside. Refer servicing to qualified personnel only.
 Warning - To reduce the risk of fire or electric shock do not expose this appliance to rain or moisture.


CAUTION
 RISK OF ELECTRIC SHOCK DO NOT OPEN

Made in China Serial No: _____

Maximum Power Consumption
 130 Watts ~50/60 Hz

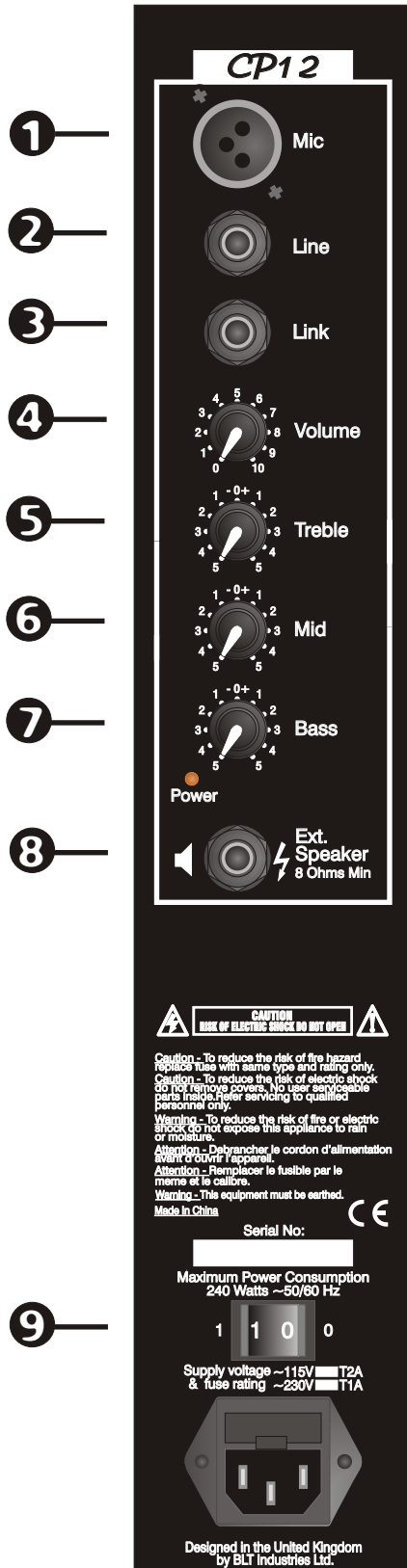
1 1 0 0 CE

Supply voltage ~115V T2A
 & fuse rating ~230V T1A



Designed in the United Kingdom
 by BLT Industries Ltd.
 Warning - This equipment must be earthed.

CP12



EXPLANATION OF TERMS

- 1** **MIC:** XLR input for LO impedance microphones (200-600Ohm).
- 2** **LINE:** Jack input socket for all line level signals e.g.: Keyboard, mic or drum machine.
- 3** **LINK:** Socket for connecting additional power monitor or power amplifier.
- 4** **VOLUME:** Controls the overall listening level of the monitor.
- 5** **TREBLE:** Adjusts the monitors HI frequency response.
- 6** **MIDDLE:** Adjusts the monitors MID frequency response.
- 7** **BASS:** Adjusts the monitors LO frequency response.
- 8** **EXTERNAL SPEAKER:** Output socket for connect further un powered Laney monitor such as CM10, CM12 or CM15.
- 9** **POWER:** Power On/Off switch.

CP15



EXPLANATION OF TERMS

- 1 MIC:** XLR input for LO impedance microphones (200-600ohm).
- 2 LINE:** Jack input socket for all line level signals e.g.: Keyboard, mic or drum machine.
- 3 LINK:** Socket for connecting additional power monitor or power amplifier.
- 4 VOLUME:** Controls the overall listening level of the monitor.
- 5 TREBLE:** Adjusts the monitors HI frequency response.
- 6 MIDDLE:** Adjusts the monitors MID frequency response.
- 7 BASS:** Adjusts the monitors LO frequency response.
- 8 EXTERNAL SPEAKER:** Output socket for connect further un powered Laney monitor such as CM10, CM12 or CM15.
- 9 POWER:** Power On/Off switch.

CAUTION
RISK OF ELECTRIC SHOCK DO NOT OPEN

Caution - To reduce the risk of fire hazard replace fuse with same type and rating only.
 Caution - To reduce the risk of electric shock do not remove covers. No user serviceable parts inside. Refer servicing to qualified personnel only.
 Warning - To reduce the risk of fire or electric shock do not expose this appliance to rain or moisture.
 Attention - Débrancher le cordon d'alimentation avant d'ouvrir l'appareil.
 Attention - N'ouvrez pas le fusible par le même et le cellule.
 Warning - This equipment must be earthed.
 Made in China

Serial No:

Maximum Power Consumption
300 Watts ~50/60 Hz

1 1 0 0

Supply voltage ~115V T5A
& fuse rating ~230V T2A

Designed in the United Kingdom
by BLT Industries Ltd.

Unpowered Monitors

The Laney range of unpowered monitors, the CM10, CM12 & CM15 are designed to compliment the CP range of products. Each CP monitor is capable of powering an unpowered monitor for maximum power output and sound coverage.

Each CM monitor is supplied with an input jack and a link out jack. The input jack should be used to receive the signal from the External Speaker Socket on a CP10, CP12 or CP15, whilst the link out jack should be used only when the monitors are being powered by a dedicated monitor power amplifier, for example when the mixing desk is sending a monitor signal to an additional power amplifier.

Depending upon the specification of the power amplifier it may be possible to link together a number of unpowered monitors to achieve the desired monitor spread. The impedance of each unpowered monitor is 8 Ohms.

CP Specifications

	CP10	CP12	CP15
Line In input impedance	10Kohms	10Kohms	10Kohms
Link Out	Directly coupled to Line In	Directly coupled to Line In	Directly coupled to Line In
Mic input impedance	2Kohms Balanced	2Kohms Balanced	2Kohms Balanced
Nominal Line input level	-10dBu	-10dBu	-10dBu
Nominal Mic input level	-20dBu	-20dBu	-20dBu
Extension Loudspeaker	8 ohms minimum	8 ohms minimum	8 ohms minimum
Speaker Nom Impedance	8 ohms	8 ohms	8 ohms
Speaker Size	10" + Piezo tweeter	12" + Piezo tweeter	15" + Piezo tweeter
Speaker rating	65W	120W	150W
Output Power	65W / 4 ohms	120W / 4 ohms	150W / 4 ohms
Weight	13Kg	19Kg	23Kg
Size (H*W*D)	350*460*250	437*585*300	467*655*325

CM Specifications

	CM10	CM12	CP15
Speaker Nom Impedance	8 ohms	8 ohms	8 ohms
Speaker Size	10" + Piezo tweeter	12" + Piezo tweeter	15" + Piezo tweeter
Speaker rating	65W	120W	150W
Output Power	65W / 4 ohms	120W / 4 ohms	150W / 4 ohms
Weight	12Kg	18Kg	21Kg
Size (H*W*D)	350*460*250	437*585*300	467*655*325

BLT Industries Ltd.,
Newlyn Road,
Cradley Heath,
West Midlands.
B64 6BE.

Laney

Tel: (0044) (0)1384 633821
Fax: (0044) (0)1384 639186
Web site: <http://www.laney.co.uk>

In the interest of continued product development BLT Industries Ltd. Reserves the right to amend product specification without prior notification.