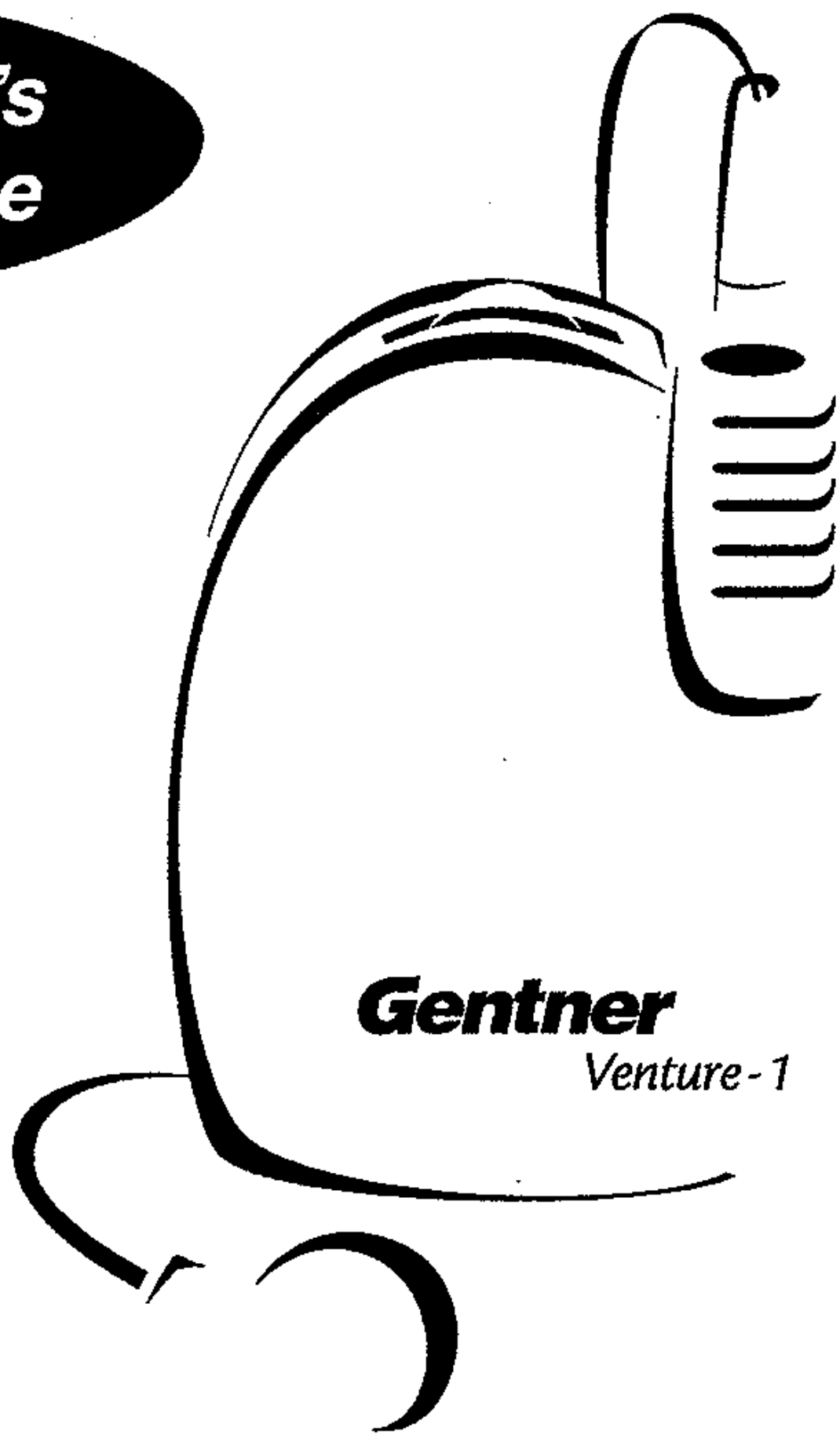


**User's
Guide**



Gentner

Venture-1

ASSISTIVE LISTENING SYSTEMS

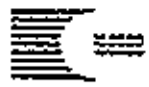
Contents

How to use Venture-1.....	3
Tuning.....	6
Frequency Chart.....	8
Correcting Interference.....	9
Recharging.....	10
Specifications.....	12
Notice.....	13
Compliance.....	14
Warranty.....	15
Contact Numbers.....	18

Venture-1 User's Guide, September 1998

© Copyright 1998 by Gentner Communications Corporation.
All rights reserved. Information in this manual is subject to
change without notice.

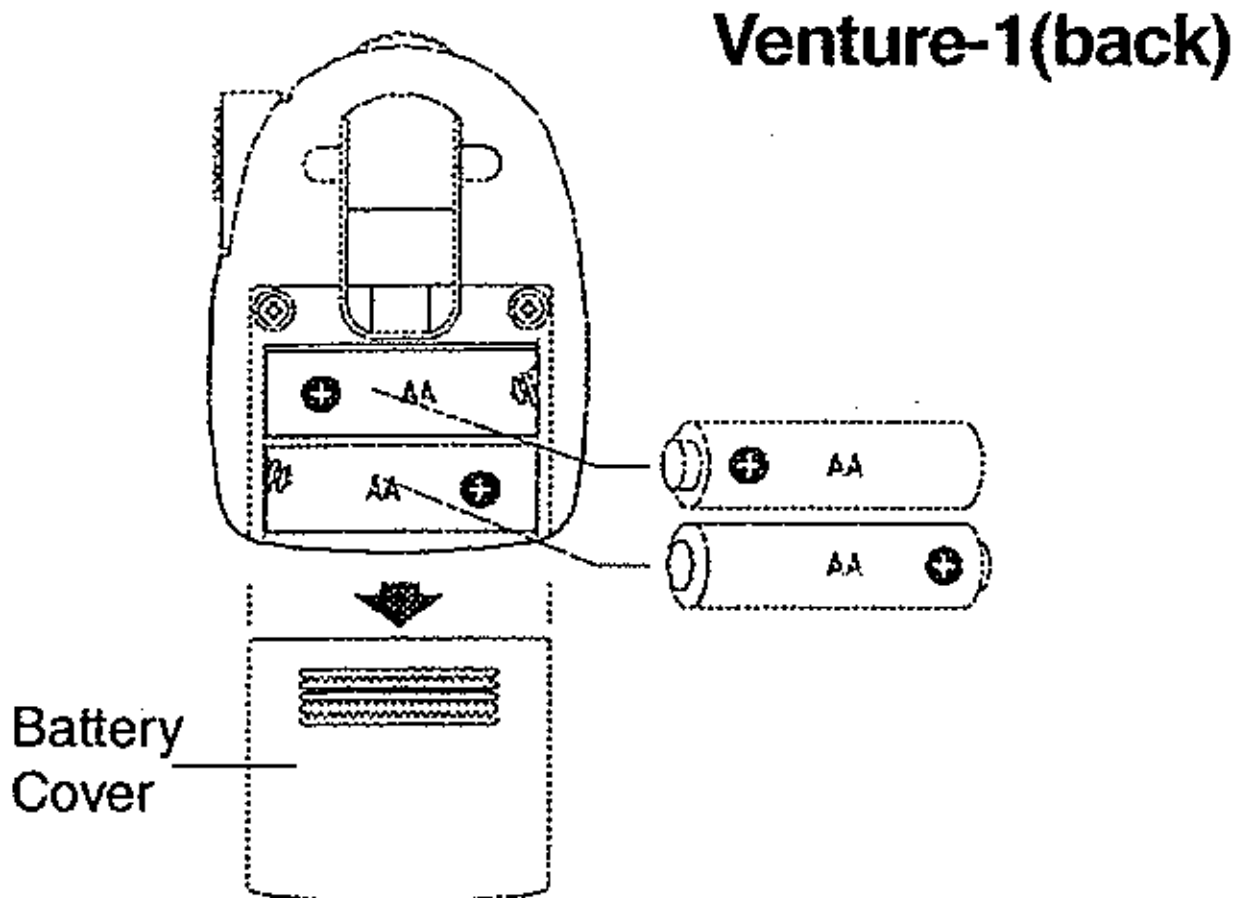
Technical Support: 1.800.283.5936 (USA) or 1.801.974.3760



How to Use Venture-1

Power Source

The Venture-1 receiver operates on two AA-size batteries (alkaline or rechargeable Ni-Cad). To install the batteries, place your thumbs on either side of the pocket clip and slide the battery cover off. Note the polarity markings and insert the batteries as shown.



How to Use Venture-1

Operating Instructions:

Step 1

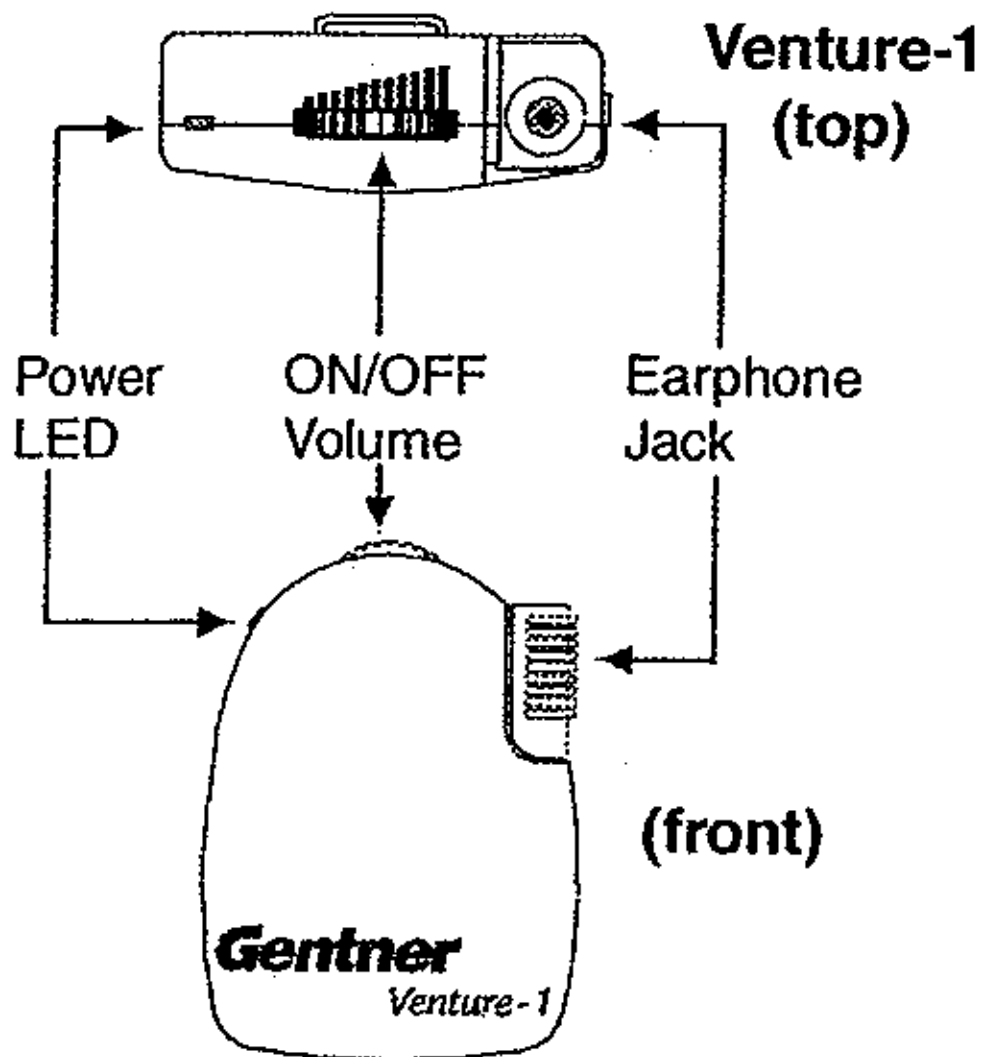
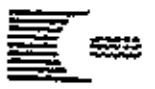
Plug the earphone into the earphone jack. The earphone cable also acts as the receiver antenna. Extend the cable fully for the best reception and least interference.

Step 2

Turn on the receiver by rotating the volume wheel. The red power LED will light up. This indicates that the receiver is ON and the batteries are properly charged.

WARNING!

To avoid harm to ears, keep all receivers OFF until the transmitter is operating at full power. Keep volume setting at low to mid-range at all times.



□ Step 3

Adjust the volume to the desired listening level.

★ Note:

Be sure to turn off the receiver when it is not in use. This will help preserve the battery charge. A white line will appear centered at the top of the thumb wheel when in the OFF position.

Tuning

Channel Selection

The Venture-1 receiver is digitally tuned. Once a channel is selected, no further adjustments are necessary. The factory preset for the Venture-1 receiver is channel 07 (216.325).

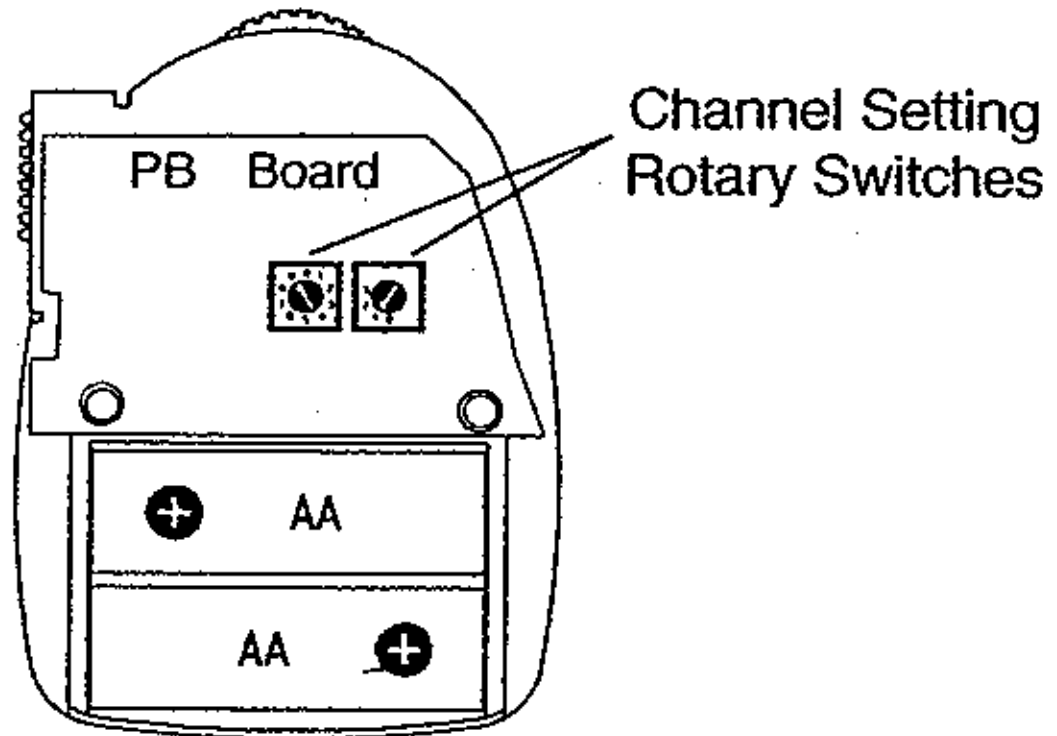

The step-by-step instructions and diagrams below and on the facing page show you how to change the receiver's preset. See page 8 for frequencies corresponding to other channels.

Step 1

Remove the battery cover from the back of the receiver.

Step 2

Remove the two Phillips case screws and remove the back panel.



□ Step 3

Using a small, plastic, flathead screwdriver, turn the channel setting rotary switches to the desired channel number. The left-hand switch indicates the “ones” place. The right-hand switch indicates the “tens” place. The example shows the setting for channel 19.



Ones
Place



Tens
Place

Frequency Chart

*Frequencies are in MHz

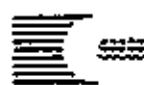
Channel	*Frequency
01	216.025
02	216.075
03	216.125
04	216.175
05	216.225
06	216.275
07	216.325
08	216.375
09	216.425
10	216.525
11	216.575
12	216.625
13	216.675
14	216.725
15	216.775
16	216.825
17	216.875
18	216.925
19	216.975

Correcting Interference

With any type of radio-frequency (RF) device, other RF sources can interfere with reception. Even the Assistive Listening Band is occasionally subject to use by other types of devices.

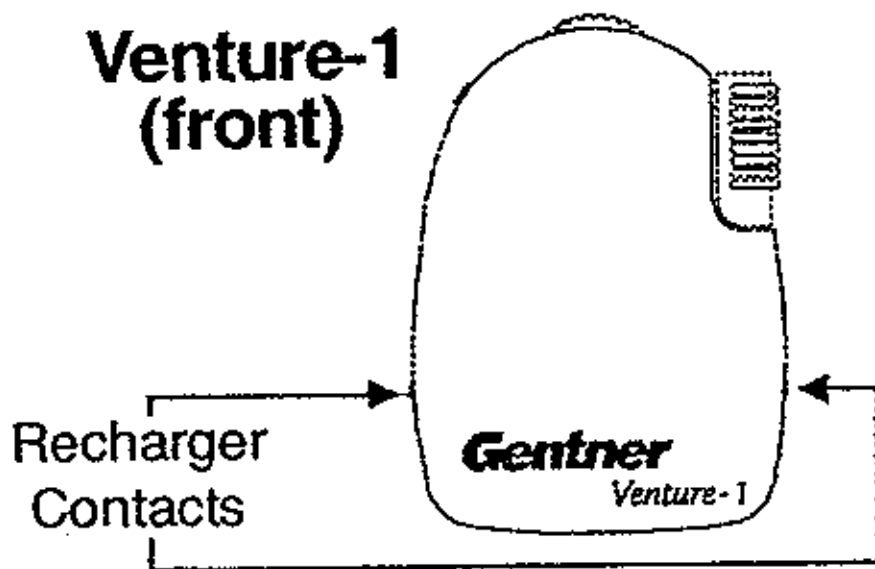
To check for on-channel interference, take the Venture-1 receiver to the place where the interference is the worst and turn off the transmitter. The interfering signal should now become stronger. Set the Venture-Base transmitter and the receivers to a different channel and return to the same place. If interference continues, try changing channels again until you get a clear signal.

If more than one Venture-Base is operating in the same area, try to keep the channels used as far apart as possible (3 channel spacing recommended).

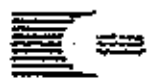


Recharging

The Venture-1 is designed for use with regular alkaline or rechargeable Ni-Cad batteries. Each receiver has two recharger contacts, one on each side (see the diagram below).



These contacts may be used in conjunction with Gentner's BC-10A for quick and easy recharging. Simply place the Venture-1 receiver in the BC-10A charger when not in use and it will automatically recharge for the next usage.

***Important Recharging Information:***

Fully depleted Ni-Cad batteries require approximately 18 hours to recharge. Once charged, Ni-Cad batteries will power the Venture-1 for approximately 30 hours. Alkaline batteries will power the Venture-1 for approximately 40 hours.

WARNING!

Use ONLY Ni-Cad rechargeable batteries in the Venture-1 when using the BC-10A battery charger. Alkaline batteries will damage the BC-10A. Also, do not exceed 60 hours of continuous recharging or you may damage the batteries and/or the receiver.

Specifications

Venture-1

Dimensions:	2.63"/6.68 cm W x 3.5"/ 8.89 cm H x .75"/1.91 cm D
Weight:	4 oz./113.4 g (dry)
Frequency Range:	100–6 kHz
Output Level:	140 mW into 32 Ohms
Signal-to-Noise Ratio:	>55 dB
Distortion:	< 2 percent
Transmission Type:	FM, medium bandwidth (20 kHz)
RF Frequency Range:	19 Channels, 216 MHz
Sensitivity:	0.6 μ V typical, 1 mV max for 12 dB SINAD
Controls:	On-Off / Volume, Channel Selector (hidden)
Earphone Jack:	Standard 3.5 mm Mono
Power Requirements:	2xAA batteries
Battery Life:	40 hours with Alkaline

**Notice**

Gentner Communications Corporation assumes no liability for improper use or operation of this equipment. The user is cautioned to operate the volume controls at the lowest acceptable level, and in a manner that will not cause damage to hearing. Ear pieces and accessories should be worn using good judgment and for their intended purpose. To avoid entanglement, the ear pieces and neck loops should be removed and stored promptly after use and before sleeping.

Users are cautioned that changes or modifications not expressly approved by Gentner Communications Corporation could void the user's authority to operate the equipment.

If you experience problems with this equipment, contact Gentner Communications Corporation.

Compliance

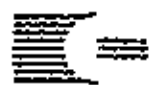
Tested to Comply with FCC Standards

The Venture-1 complies with Part 15 of the FCC Rules. Operation is subject to the following two conditions:

- 1) This device may not cause harmful interference.
- 2) This device must accept any interference received, including interference that may cause any undesired operation.

This device complies with RSS-210 of Industry Canada. Operation is subject to the following two conditions: (1) this device may not cause interference, and (2) this device must accept any interference, including interference that may cause undesirable operation of the device.

This device may not interfere with TV reception or government radar, and must accept any interference received, including interference that may cause undesired operation.



Warranty

Gentner Communications Corporation (Manufacturer) warrants that this Assistive Listening System (ALS) product is free of defects in both materials and workmanship. Should any part of this equipment be defective, Manufacturer agrees, at its option, to:

A. Repair or replace any defective ALS product, free of charge (except transportation charges), for a period of one year from the date of the original purchase, provided the owner returns the equipment to the Manufacturer at the address set forth below. No charge will be made for parts or labor during this period;

B. Furnish replacement for any defective ALS product parts in the equipment for a period of one year from the date of original purchase. Replacement parts shall be furnished without charge, except labor and transportation;

C. Repair or replace any defective ALS accessory, free of charge (except transportation charges), for a period of 60 days from the date of the original purchase, provided the owner returns the equipment to the Manufacturer at the address provided. No charge will be made for parts or labor during this period. This Warranty excludes assembled products not manufactured by Manufacturer whether or not they are incorporated in a Manufacturer product or sold under a Manufacturer part or model number.

**THIS WARRANTY IS VOID IF:**

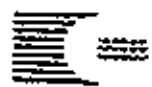
A. The equipment has been damaged by negligence, accident, act of God or mishandling, or has not been operated in accordance with the procedures described in the operating and technical instructions; or,

B. The equipment has been altered or repaired by other than Manufacturer or an authorized service representative of Manufacturer; or,

C. Adaptations or accessories other than those manufactured or provided by Manufacturer have been made or attached to the equipment which, in the determination of Manufacturer, shall have affected the performance, safety or reliability of the equipment; or,

D. The equipment's original serial number has been modified or removed.

NO OTHER WARRANTY, EXPRESS OR IMPLIED, INCLUDING WARRANTY OF MERCHANTABILITY OR FITNESS FOR ANY PARTICULAR USE, APPLIES TO THE EQUIPMENT, nor is any person or company authorized to assume any warranty for Manufacturer or any other liability in connection with the sale of Manufacturer's products.



Manufacturer does not assume any responsibility for 1) consequential damages, 2) expenses or loss of revenue or property, 3) inconvenience or interruption in operation experienced by the customer due to a malfunction in the purchased equipment. No warranty service performed on any product shall extend the applicable warranty period.

In case of unsatisfactory operation, the purchaser shall promptly notify Manufacturer at the address set forth below in writing, giving full particulars as to the defects or unsatisfactory operation. Upon receipt of such notice, Manufacturer will give instructions respecting the shipment of the equipment, or such other matters as it elects to honor this warranty as above provided. This warranty does not cover damage to the equipment during shipment and Manufacturer assumes no responsibility for such damage. All shipping costs shall be paid by customer.

This warranty extends only to the original purchaser and is not assignable or transferable.

Gentner Communications Corporation
1825 Research Way, Salt Lake City, UT, 84119



Contact Numbers

USA Sales and Technical Support:

Sales.....	1.800.945.7730
Technical Support.....	1.800.283.5936
Fax.....	1.800.933.5107
Fax-On-Demand.....	1.800.695.8110

International Sales and Technical Support:

Sales.....	1.801.975.7200
Technical Support.....	1.801.974.3760
Fax.....	1.801.977.0087
Fax-On-Demand.....	1.801.974.3661

Other Contact Information:

World Wide Web..... www.gentner.com

Gentner Communications Corporation
1825 Research Way, Salt Lake City, UT, 84119



Perfect Communication through
Technology, Service, and Education.™



GENTNER COMMUNICATIONS CORPORATION

Manual Part No. 800-402-005 (Rev. 1.0)

MNURX1B-D