

What's in the Box?



HD5000



Sony PTZ camera



Wireless keyboard/mouse and IR receiver



Remote Control



Microphone (8 meter cable)



Power cable



LAN cable (CAB42001)



DVI to XGA adapter



Video/audio crossbar adapter (ATI 6140004600)



Video output adapter (ATI 6110006800)



S-video cables (2) (CAB90051)



Composite video cables (2) (CAB72010)



Camera control cable (CAB00039)



HD5000 Installation/ Setup Guide and Recovery Media (including operating system)

Data option includes:



Tabletop Pod

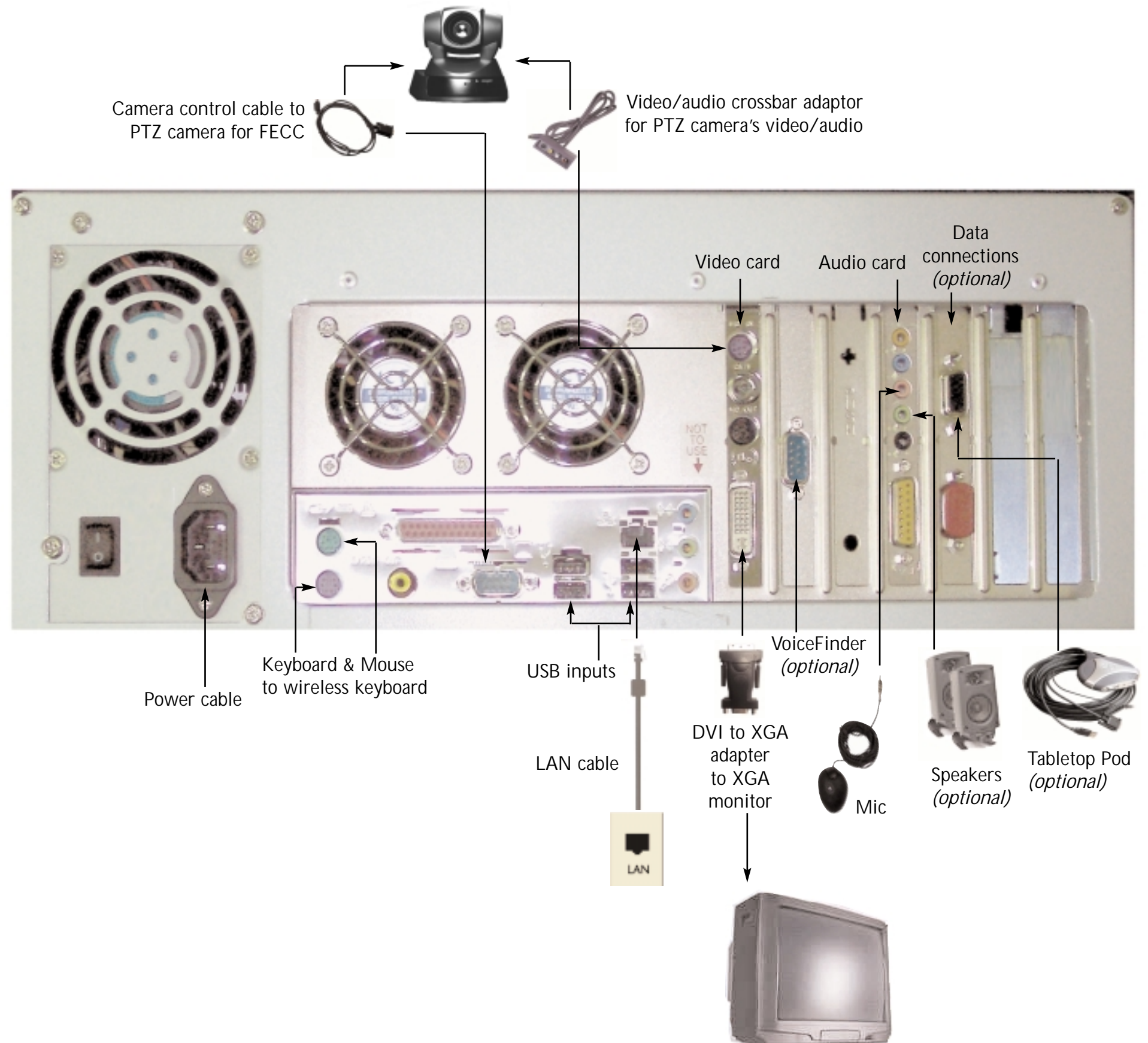


VGA cable, 1.5 meter (CAB00055)

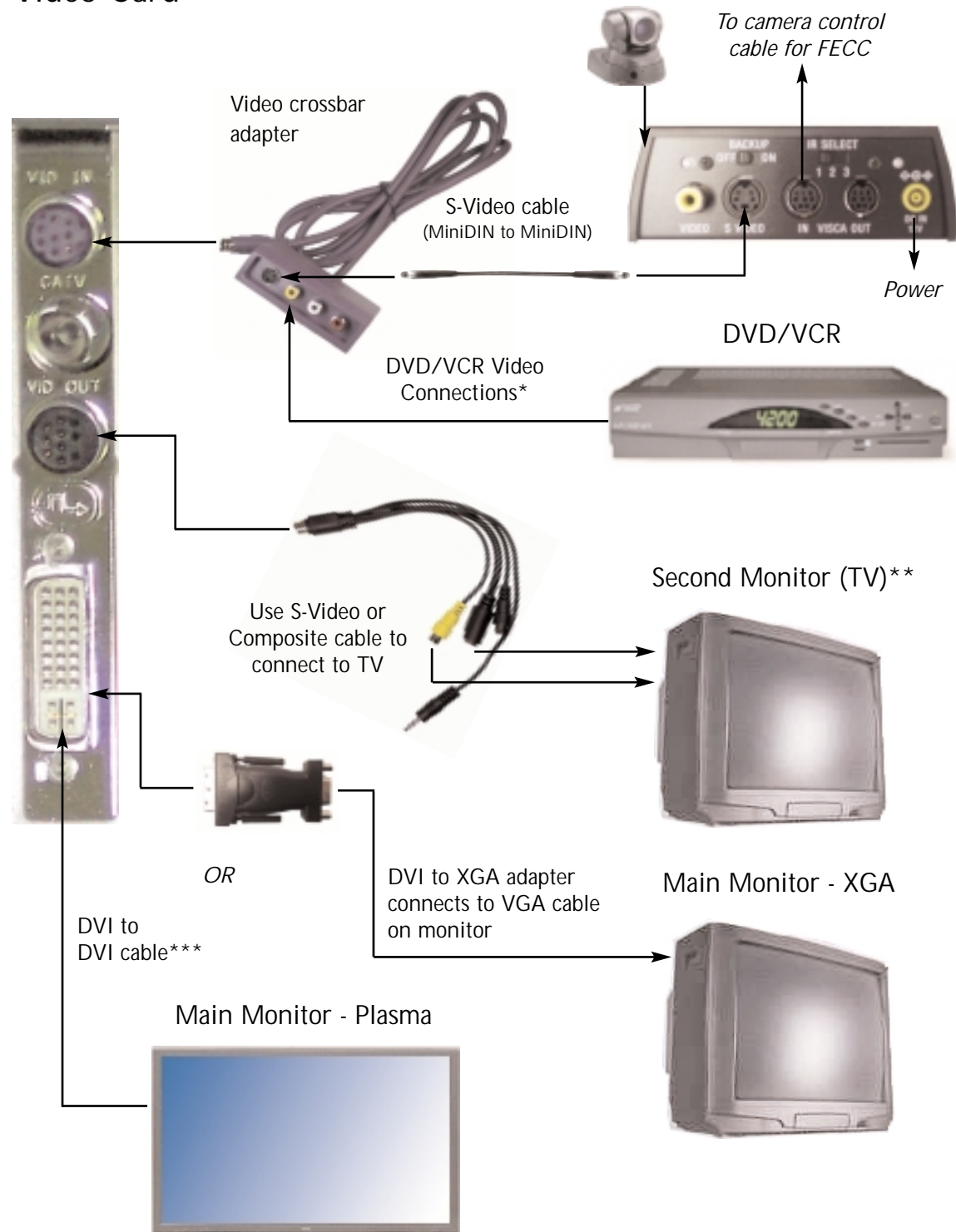


Microphone (2 meter cable)

Required Setup



Video Card




* The composite (RCA) input can also be used for a document camera or other 2nd camera.


** The TV monitor may also be used as the main monitor.

*** The DVI to DVI cable must be purchased separately.

Audio Card



USB Inputs



Tabletop Pod (part of data option)

The Tabletop Pod connects to the HD5000 using 1-3 connectors, depending on how the Tabletop Pod will be used. It will connect to the VGA-IN port on the data card (shown on Page 1), the Mic input, and/or one of the USB inputs.



VCON Headquarters
Tel: +972 9 959 0059
Fax: +972 9 956 7244

VCON Americas
Tel: +1 512 583 7700
Fax: +1 512 583 7701

VCON Europe
Tel: +49 89 614 57 0
Fax: +49 89 614 57 399

VCON China
Tel: +86 10 65269791
Fax: +86 10 65269790