

Elite SCREENS

Electric Screen

Elite Vmax Series

USER'S GUIDE



Important Safety Instructions

1. Position the power cord so it will not be tripped over, pulled, or near a hot area or surface
2. To avoid an electric shock, do not attempt to disassemble this appliance yourself. Contact an authorized service repair shop or Elite Screens service department when repair work is required. Incorrect reassembly can cause an electric shock and void the manufacturer's warranty.
3. Please disconnect the power supply when it is not in use for a long time.

Pre-installation

1. Carefully unpack the screen.
2. Handle the electric power cord and the switch with care, do not pull or drag them too hard.
3. Always handle the screen at level position on a clean surface.

Installation

There are two methods to mount the screen:

1. Mount against a wall (Fig. 1)
2. Suspend from a ceiling (Fig.2)

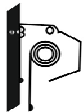


Fig. 1




Fig. 2

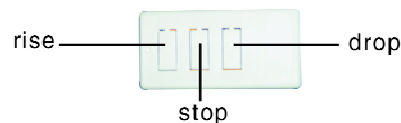
Operation

Remote Control System:

Line switch: This is the switch that is connected with the power cord. It has three positions as shown below. Rise, stop, and drop.



Remote Control: This is the hand control that can be carried with you. It has three positions. Rise, stop, and drop.



Switch operation: Always press the “stop” button first, then press “rise” or “drop” as needed.

Malfunction

If the electric screen does not move, please check the following:

1. Check the power supply and fuse first. The screen will not move without power.
2. Make sure the power cord is plugged to the power outlet.
3. Check power connections to see if it may be disconnected.
4. Make sure the switch is in the normal and right position. The screen will not move if you press the up button when it is at its highest position, nor will the screen go any lower if it is already at its lowest position.
5. If the screen works well with the line switch but not with the remote control, please make sure the control has batteries or replace them with new ones.

Contact info:

EliteSCREENS, Inc

15012 Red Hill Ave, Suite D
Tustin, CA 92780
Tel: 714-258-7158
Fax: 714-258-7157
www.elitescreens.com
service@elitescreens.com
