
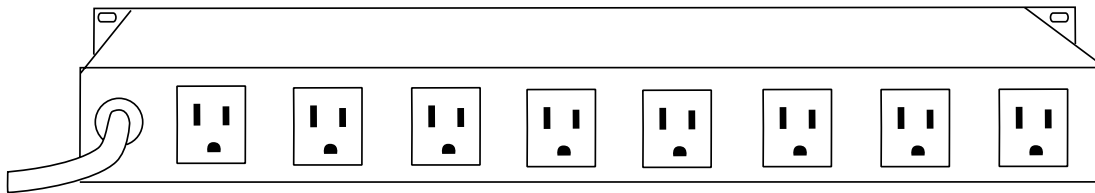

**OWNER'S MANUAL
OPERATION INSTRUCTIONS**


PD9L



REAR PANEL PD9L

ETA's line of *Conditioned Power Distribution* units are designed to prevent electrical damage to sensitive electronic equipment from high amplitude/short duration spikes, random surges, and EMI/RFI noise, which is inherent in utility power lines.

Power line sources which are not preconditioned or filtered can affect reliable operation of sensitive audio, computer, and other electronic equipment, and may cause premature failure, expensive repairs, or unanticipated replacement from non-repairable damage.

As inherent problems in utility AC power lines increase for various reasons, and the need for noise-free, conditioned power increases, ETA is there with the units to protect your valuable electronic equipment. With present demands on the power utilities, voltage spikes, power surges, electrical noise, and power failures are commonplace. This "garbage" in the power delivered can reduce the fidelity of audio systems, cause premature

failure, or result in extensive damage or destruction of electronic equipment.

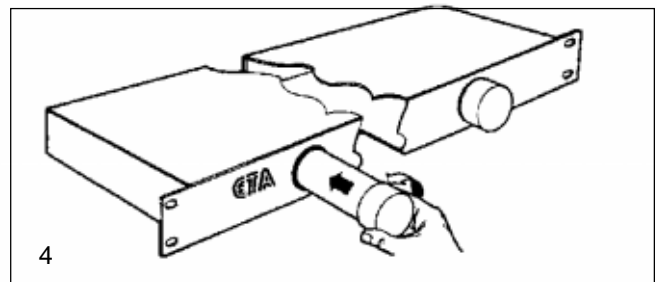
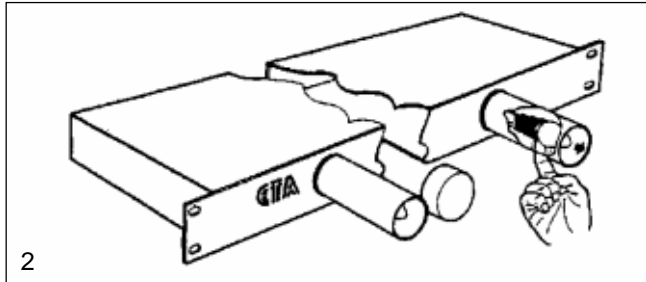
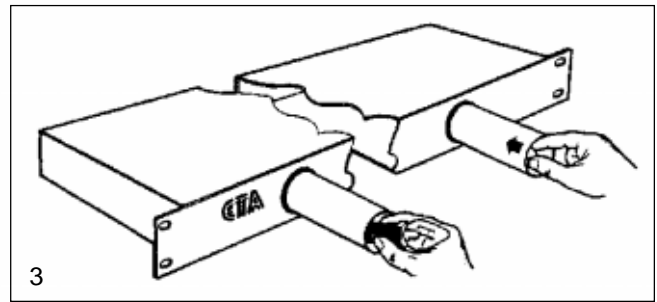
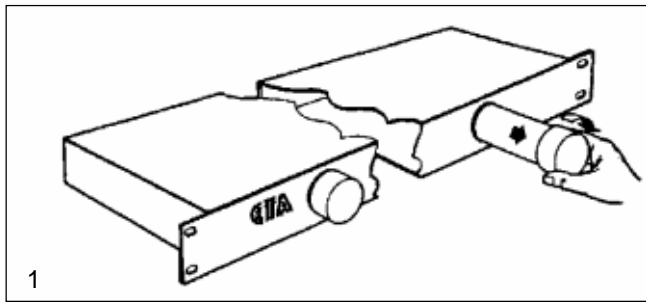
ETA Conditioned Power Distribution units feature a master power switch, conveniently located on the front control panel, that switches the rear panel AC outlets ON and OFF. An LED next to the master power switch indicates the power conditioning circuitry is working and the rear panel AC outlets are powered. Maximum total wattage input is 1800 watts and the 8 power output receptacles, located on back panel and one on front panel, are protected with a 15-amp (total unit) resettable circuit breaker.

Note: The front panel LED is normally lit when the power switch is in the ON position. If the power switch is ON and the LED is *not* lit, power may still be present on the output AC receptacles, but the power conditioning circuitry is not working. Do not continue use of the power conditioning unit and refer trouble-shooting to a qualified electronic technician or contact ETA Customer Service for assistance.

EASY INSTALLATION

The PD9L is easily mounted into a standard 19-inch rack or placed into a free-standing position. With the master power switch in the OFF position, plug the line cord into a convenient AC receptacle. Place the unit's power switch into the ON position and check that the front panel LED is lit. The lit LED indicates conditioned and filtered AC power is connected. Then, with their master power switches in the OFF position, plug the equipment to be protected into the PD's rear panel AC receptacles. Turn on the power switches of the equipment plugged into the PD9L.

NOTE: The PD9L is UL recognized and has a one-year limited warranty.



INSTRUCTIONS TO REPLACE LIGHT TUBE LAMP (Reference diagrams above.)

1. Extend and hold light tubes, turn cap clockwise and pull to remove cap.
2. With light tube three quarters of full extension, insert index finger in light source hole at base of lamp, gently push bulb and socket through the cap's hole and replace lamp.
3. Reset socket with white mark on top, opposite light source hole, gently force lamp and socket back into light tube to a firm fit. (It may be necessary to joggle socket with one hand and guide with finger in light source hole to get proper placement.)
4. Hold light tube and snap cap back into place. Twist cap counter-clockwise firmly.

NOTE: Replacement lamp is a standard 120 volt, 4 watt incandescent lamp. (Christmas tree lamp)

Thank you for considering and purchasing an ETA Conditioned Power Distribution unit.

By listening to our large base of present and past customers, and drawing upon many years of experience in design and solving high amperage lighting and conditioned power distribution needs, ETA has developed an extensive line of Audio Conditioned Power Distribution units to protect a broad range of sensitive electronic equipment.

ETA offers a complete line of power conditioning units in addition to the PD9L model. The complete product line includes 12 models of professional Audio Conditioned Power Distribution units that are UL listed and include features such as sequential power up/power down, high amperage output, and AC voltage regulator units.

SPECIFICATIONS:

Input Voltage	120V AC
Spike protected	Line to neutral, neutral to ground, line to ground
UL 1449 suppressed voltage rating	395V
Response time	< 1NS Typical
Operating temp. range	- 40° to +158° F
Maximum energy dissipation	450 joules (3 x 150)
Maximum surge current	12000A
Maximum surge voltage	6000V
Noise attenuation (1.5 kHz to 200 mHz)	Transverse up to 20 dB

ETA[®] SYSTEMS
A Creative Light & Sound Company
 Division of National Biological Corporation
 1532 Enterprise Parkway • Twinsburg, Ohio 44087
 330-425-3388 • 800-321-6699 • Fax: 330-425-9700
<http://www.etasys.com> E-mail eta@etasys.com

