

CONFERENCING
F U R N I T U R E

Conferencing Furniture

ClearOne provides a complete line of professionally designed wood and metal conferencing tables, carts, and a variety of custom pieces that not only look great but are extremely strong and durable. Each item is designed for the flexibility you need to create easy-to-use and effective conferencing settings.

Titan Metal Series

TITAN™ MONITOR CARTS

Titan™ Monitor Carts blend heavy-duty metal construction and professional styling in a durable, scratch-resistant cart with your choice of single or dual model. Reinforced for extreme balance and smooth movement, Titan Monitor Carts are built to handle rigorous use and withstand wear and tear. They are tall enough for easy monitor viewing and provide a professional depth, 9-space rack on the inside to accommodate multiple equipment pieces. Removable vented back panel with cable-management duct facilitates easy installation.



911-300-001	Titan Single Monitor Cart, Fits up to 36" WEGA monitor
911-300-010	Titan Dual Monitor Cart, Fits up to two 36" standard monitors or two 32" WEGA monitors

TITAN PLASMA CARTS

Titan Plasma cart is available in single or dual configurations and is reinforced for extreme balance and smooth movement, making it easy to transport from room to room. The Titan Single Plasma Cart includes a set-top codec shelf and the Titan Dual Plasma Cart includes a set-top codec shelf and a center PTZ camera mount. Both carts provide a professional depth, 9-space rack on the inside to accommodate multiple equipment pieces and are built to handle rigorous use and withstand wear and tear.



911-300-101	Titan Single Plasma Cart, Fits one 42", 50" or 60" Plasma Screen
911-300-110	Titan Dual Plasma Cart, Fits up to two 42" or 50" Plasma Screens

Monitor Carts

SET-TOP VC CARTS

The Set-Top VC Carts are specifically designed to meet the needs of set-top videoconferencing systems. The shallow depth gives this cart a sleek appearance and a small footprint that is welcome everywhere from the training room to the boardroom. With still more than 20" of depth in the interior cabinet, there is room for your VCR and other peripheral equipment. Our VC carts are designed to accommodate most monitors and are ideal for the wider Sony WEGA FS series monitors.



911-171-012	27" Monitor Cart, Curved front with Grommet back, Fits 27" and WEGA 24" Monitors
911-171-013	32" Monitor Cart, Curved front with Grommet back, Fits 32" and WEGA 27" Monitors
911-171-014	35" Monitor Cart, Curved front with Grommet back, Fits 35/36" and WEGA 32" Monitors
911-171-015	38" Monitor Cart, Curved front with Grommet back, Fits WEGA 36" Monitor

STANDARD VC CARTS

ClearOne Standard VC Carts are built for maximum strength, durability, and versatility. These vented carts are specifically designed to hold monitors and larger equipment. They have a deeper equipment enclosure to allow space for legacy codecs or tower systems and easier cabling access. When you add the rack-rail option (911-171-308), this cart is ideal for rack-mounted equipment.



911-171-040	27" Monitor Cart, vented back panel, Fits 27" and WEGA 24" Monitors
911-171-041	32" Monitor Cart, vented back panel, Fits 32" and WEGA 27" Monitors
911-171-042	35" Monitor Cart, vented back panel, Fits 35/36" and WEGA 32" Monitors
911-171-043	38" Monitor Cart, vented back panel, Fits WEGA 36" Monitor

HIGHBOY AV CARTS

The Highboy AV Cart is perfect for front of the room applications. With a full 42" height, monitors on these carts are easy to see. They feature a fixed peripheral shelf to house a VCR or center-channel speaker, over 26" of interior cabinet height and a depth of 23". Add the rack-rail option (911-171-308) to easily accommodate rack-mounted equipment.



911-171-060	Highboy AV Cart For up to 32" monitor, 42" tall, Fixed peripheral shelf
911-171-061	Highboy AV Cart For up to 35" monitor, 42" tall, Fixed peripheral shelf
911-171-062	Highboy AV Cart For up to 36" WEGA monitor, 38" wide, 42" tall, Fixed peripheral shelf

AV CARTS

ClearOne AV Carts integrate design, function, strength and affordability. The AV Carts feature a fixed peripheral shelf, ideal for a VCR or speaker, and an internal adjustable shelf. With a smaller footprint than standard carts, our AV Carts are all 33" high to allow easy viewing over most industry standard 30" office furniture.



911-171-070	20" Monitor Cart Fixed peripheral shelf, Grommet back
911-171-071	27" Monitor Cart Fixed peripheral shelf, Grommet back, Fits 27" and WEGA 24"
911-171-072	32" Monitor Cart Fixed peripheral shelf, Grommet back, Fits Normal 32" and WEGA 27"
911-171-073	35" Monitor Cart Fixed peripheral shelf, Grommet back, Fits Normal 35/36" and WEGA 32"
911-171-074	38" Monitor Cart Fixed peripheral shelf, Grommet back, Fits WEGA 36" Monitor

DUAL MONITOR CARTS

Dual Monitor Carts are the carts of choice for moving large monitors and large quantities of equipment. They feature three open peripheral shelves for VCR, speaker, and DVD player and three bays that are ideal for rack-mounted equipment when you add the rack-rail option (911-171-308) to each bay. Rack capacities are listed below. All of these carts have removable, vented back panels and 3" round openings between bays for easy equipment connection.



911-171-136	Fits dual 32" standard or 27" WEGA monitors – 18 optional rack units (2 bays of 9)
911-171-137	Fits dual 35" standard or 32" WEGA monitors – 27 optional rack units (3 bays of 9)
911-171-138	Fits dual 32" standard or 27" WEGA monitors – 28 optional rack units (2 bays of 14)
911-171-139	Fits dual 35" standard or 32" WEGA monitors – 42 optional rack units (3 bays of 14)

DUAL-TOP HYBRID MONITOR CARTS

The economical Dual-Top Hybrid Monitor Cart features a wood base and a metal channel reinforced wood top for added strength. It is ideal for transporting dual monitors and features an internal shelf for peripheral equipment.



911-171-128	Dual-Top Hybrid for two 32" WEGA monitors or two 36" standard monitors
911-171-129	Dual-Top Hybrid for two 36" WEGA monitors or two 36" standard monitors

Plasma Carts and Pedestals

PLASMA CARTS

Plasma Carts are designed to table-top mount a 42" or 50" plasma, or a single monitor and a document camera. The 29" deep models are ideal for rack-mounted equipment when you add dual, 10-space rack bays.



911-171-090	42" Plasma Monitor Cart, 24" deep, Grommet back, peripheral shelf
911-171-091	50" Plasma Monitor Cart, 24" deep, Grommet back, peripheral shelf
911-171-092	42" Plasma Monitor Cart, 29" deep, vented back, peripheral shelf
911-171-093	50" Plasma Monitor Cart, 29" deep, vented back, peripheral shelf

PLASMA PEDESTALS

Our Plasma Pedestals are the ideal solution for housing equipment under a wall-mounted plasma display or for table-top mounting of plasma monitors. These pedestals are 29" deep, vented for easy cabling access, and their double bay systems can house optional dual, 10-space rack bays. Plasma Pedestals can also be custom ordered to meet your requirements.




911-171-102	42" Plasma Monitor Pedestal, 29" deep, vented back, peripheral shelf
911-171-103	50" Plasma Monitor Pedestal, 29" deep, vented back, peripheral shelf

Accessory Carts

DOCUMENT CAMERA CARTS

These carts are shorter and have a smaller footprint to take up less space while still providing all the room you need for your document camera, accessories and presentation materials. These carts provide easy access to your document camera, enabling you to change documents and share them with a remote videoconferencing site without leaving your seat. It also features an adjustable shelf. These carts can be used with a wide variety of electronic peripheral equipment.

911-171-120	Standard Document Camera Cart, Grommet back	
911-171-121	Trapezoid Top Document Camera Cart, Grommet back	

PROJECTOR CARTS


The Projector Carts incorporate style, value and utility. These carts are built standard with 19 1/8" internal dimensions, allowing them to be fitted with a rack rail for equipment storage and are available in 29" and 38" heights. These carts also have the flexibility to be customized from our list of standard options.

911-171-140	29" Projector Cart	
911-171-141	38" Projector Cart	
911-171-142	36" Projector Cart with Trapezoid top	
911-171-143	44" Projector Cart with Trapezoid top	

Podiums and Cabinets


PRESENTER STATION

The Presenter Station is as stylish as it is versatile. Designed for today's technology-driven presenters, the ergonomic design allows plenty of space to lay out your presentation and still have room for your laptop and document camera. The Presenter Station is equipped with a document camera slide out shelf and casters for easy mobility.

911-171-144	Presenter Station with slide-out shelf for document camera and casters	
-------------	--	--

INSTRUCTOR STATION

With even more space for the presenter and storage for professional rack-mounted equipment, the Instructor Station is ideal for the instructor in an electronic conference room. It is equipped with a document camera slide-out shelf, ample storage, casters and a rack bay with rails. Size: 56"(W) x 48"(H) x 30"(D).

911-171-145	Instructor Station with rack bay, storage, camera pull-out and casters	
-------------	--	---


STANDARD PODIUMS

Standard Podiums feature a convenient adjustable reading shelf and a fixed internal shelf for holding all your essential presentation materials. They have casters, a lineal edge and are available in your choice of stock melamine colors. Podiums can be customized to meet your needs and can be color-matched to your current room environment.

911-171-146	Standard Podium 48" H x 24" W x 24" D	
911-171-147	Wide Podium 48" H x 30" W x 24" D	
911-171-148	Deep and Wide Podium 48" H x 30" W x 29" D	

SECURE CABINET

The Secure Cabinet houses up to a 32" WEGA monitor and set-top videoconferencing system. This attractive cabinet offers the added security of a lockable cabinet and a 1/2" Lexan monitor cover. This cabinet is ideal for secure or lock-down environments such as courtrooms and provides equipment accessibility from the back.

911-171-280	Secure Cabinet, for up to 32" monitor and VC system	
-------------	---	---

Rack Carts

RACK CARTS AND SHELLS

Rack Rail systems are offered in a wide variety of wood grains and solid colors, allowing them to blend into any environment. The Rack Carts are available with many options including Plexiglas doors and locks. These carts come standard with a vented removable back to allow for easy cabling. We can easily customize any of these carts to meet your specific needs. The following basic styles are the perfect place to start.

- Rack Carts — Available in sizes with 12, 16 or 20 spaces; the carts are mounted on casters for easy mobility. (Standard style is shown.)
- Racks — Shells are available with 8, 12, 16 or 20 spaces.



Standard



8 unit space

911-171-200	AV Rack Cart 12 space rack unit, 20" internal depth
911-171-201	AV Rack Cart 16 space rack unit, 20" internal depth
911-171-202	AV Rack Cart 20 space rack unit, 20" internal depth
911-171-207	VC Rack Cart 12 space rack unit, 24" internal depth
911-171-208	VC Rack Cart 16 space rack unit, 24" internal depth
911-171-209	VC Rack Cart 20 space rack unit, 24" internal depth
911-171-181	Mobile Rack Shell 12 space rack unit, 15" internal depth
911-171-182	Mobile Rack Shell 16 space rack unit, 15" internal depth
911-171-203	8 Space Rack Shell with rack rails, 18" internal depth
911-171-204	12 Space Rack Shell with rack rails, 18" internal depth
911-171-205	16 Space Rack Shell with rack rails, 18" internal depth
911-171-206	20 Space Rack Shell with rack rails, 18" internal depth

Tables

TABLES

Your table is not only the visual focus of a meeting or videoconference, it also affects the communication dynamics. ClearOne's Meeting Room Tables are designed in a variety of shapes and sizes to create an optimal environment for your meetings. ClearOne Training Tables are designed to be durable enough for factory training rooms and lunchrooms. And with your choice of laminates, they are elegant enough for high-visibility training rooms. All Training Tables have modesty panels and provisions for cable management.




911-171-240	5-Person Trapezoid Table, for videoconferencing applications
911-171-241	7-Person Trapezoid Table, for videoconferencing applications
911-171-242	9-Person Trapezoid Table, for videoconferencing applications
911-171-245	48" Round Table, seats four
911-171-246	60" Round Table, seats six
911-171-250	96" Race Track Table Oval, seats eight
911-171-251	120" Race Track Table Oval, seats ten
911-171-260	54" Wide Training Table
911-171-261	72" Wide Training Table

Accessories

WALL MOUNT FOR SET-TOP/PTZ CAMERA SHELF KIT

The Set-Top and PTZ Camera Shelf Kits are a discrete way to wall mount your videoconferencing equipment. Both come with a black powder coated finish and are made from heavy-duty aluminum alloy. Included with the kits are wiring knockouts that allow for wiring through the back or bottom of the shelf.



911-171-299	Wall Mount Shelf for a pan/tilt/zoom camera
911-171-300	Wall Mount Shelf for videoconferencing set-top codec

PLASMA SET-TOP/PTZ CAMERA MOUNTING KIT

The Plasma Set-Top and PTZ Camera Mounting Kit include telescoping extension tubes that allow for adjustment between 42" and 60". Cables can be run through hollow extension tubes and either a Set-Top Shelf Kit or PTZ Camera Shelf kit is included for mounting videoconferencing equipment atop the extension arm.



911-171-298	Pan/Tilt/Zoom Camera Mounting Kit, for mounting over to top of 42-60" Plasma screens, includes telescoping pole and shelf
911-171-302	Video Conf. Set-Top Mounting Kit, for mounting over to top of 42-60" Plasma screens, includes telescoping pole and shelf


OPTIONS

These items are available to customize our standard line of furniture to fit your needs quickly and economically.


911-171-305	Locks for smoked Plexiglas doors
911-171-306	Extra Adjustable Internal shelf
911-171-308	Rack Rails
911-171-309	Additional smoked Plexiglas door

FINISHES

Our selection of fine, quality meeting room furniture is designed and engineered to provide lasting value. Our standard line of furniture is built with laminate and melamine to resist scratching and damage from everyday use. Eight color options are available at no extra charge and are shown here. Custom laminates are available at a nominal charge. The options offered give you the flexibility to create the perfect environment. Unless specified, ClearOne's furniture comes in Standard Matte Black.




Cherry



Oak



Graphite Nebula



Mahogany




Grey Nebula



Standard Matte
Black



Maple



Walnut

Custom Work

CUSTOM FURNITURE

We can modify our current line of furniture or create a custom piece that fits the needs of your unique environment. With the help of a sample, we can also match your custom stains and finishes.

Furniture Feature Comparison

PRODUCT		EXTERNAL DIMENSIONS					INTERNAL DIMENSIONS			SUPPORT	ACCESSORIES					
Category	Part Number	Width (Top)	Width (Base)	Height	Depth (Top)	Depth (Base)	Width	Height	Depth	TV Sizes	Casters	Rack Rails	Grommet Back	Vented Back	Peripheral Shelf	Adjustable Shelf
Titan Monitor	911-300-001	45	45	31	28	28	19.125	15.75	22	38", 36" WEGA	s	s	-	s	s	-
	911-300-010	78	45	31	28	28	19.125	15.75	22	Dual 35", 32" WEGA	s	s	-	s	s	-
Titan Plasma	911-300-100	45	45	31	28	28	19.125	15.75	22	up to 60" Plasma	s	s	-	s	s	-
	911-300-110	45	45	31	28	28	19.125	15.75	22	Dual 42", 50" Plasmas	s	s	-	s	s	-
Set-Top Carts	911-171-012	27	29	33.5	26.5	27	21.75	25	23.5	27", 24" WEGA	s	-	s	-	-	s
	911-171-013	31.75	33.75	33.5	26.5	27	26.5	25	23.5	32", 27" WEGA	s	-	s	-	-	s
	911-171-014	35	37	33.5	26.5	27	29.5	25	23.5	36", 32" WEGA	s	-	s	-	-	s
	911-171-015	38	40	33.5	26.5	27	33.25	25	23.5	any, 36" WEGA	s	-	s	-	-	s
Standard VC	911-171-040	27	29	33.5	29	29.5	21.75	25	26.5	27", 24" WEGA	s	o	-	s	-	s
	911-171-041	32	34	33.5	29	29.5	26.5	25	26.5	32", 27" WEGA	s	o	-	s	-	s
	911-171-042	35	37	33.5	29	29.5	29.5	25	26.5	36", 32" WEGA	s	o	-	s	s	s
	911-171-043	38	40	33.5	29	29.5	33.25	25	26.5	any, 36" WEGA	s	o	-	s	s	s
Highboy AV	911-171-060	32	34	42.75	29	29.5	26.5	26.75	26.5	32", 27" WEGA	s	o	-	s	s	s
	911-171-061	35	37	42.75	29	29.5	29.5	26.75	26.5	36", 32" WEGA	s	o	-	s	s	s
	911-171-062	38	40	42.75	29	29.5	33.25	26.75	26.5	36" WEGA	s	o	-	s	s	s
AV Carts	911-171-070	23.125	23.125	33.5	26.5	27	19.125	17	23.5	20"	s	-	s	-	s	s
	911-171-071	27	29	33.5	26.5	27	21.75	17	23.5	27", 24" WEGA	s	-	s	-	s	s
	911-171-072	31.75	33.75	33.5	26.5	27	26.5	17	23.5	32", 27" WEGA	s	-	s	-	s	s
	911-171-073	35	37	33.5	26.5	27	29.5	17	23.5	36", 32" WEGA	s	-	s	-	s	s
	911-171-074	38	40	33.5	26.5	27	33.25	17	23.5	any, 36" WEGA	s	-	s	-	s	s
Dual Monitor	911-171-136	62	64	33.5	29	29.5	23.5 (2)	17	25	Dual 32", 27" WEGA	s	o	-	s	s	s
	911-171-137	72	74	33.5	29	29.5	19.125 (3)	26.75	25	Dual 35", 32" WEGA	s	o	-	s	s	s
	911-171-138	62	64	42.75	29	29.5	23.5 (2)	17	25	Dual 32", 27" WEGA	s	o	-	s	s	s
	911-171-139	72	74	42.75	29	29.5	19.125 (2)	26.75	25	Dual 35", 32" WEGA	s	o	-	s	s	s
Dual Hybrid	911-171-128	78	38.5	30	27	27	33	22	22	Dual 35"	s	o	s	-	s	o
	911-171-129	83	38.5	30	27	27	33	22	22	Dual 38"	s	o	s	-	s	o
Plasma Carts	911-171-090	43.25	45.25	33.5	23.25	23.75	19.125 (2)	17.5	18	42" Plasma	s	-	s	-	s	s
	911-171-091	47.75	45.25	33.5	23.25	23.75	19.125 (2)	17.5	18	50" Plasma	s	-	s	-	s	s
	911-171-092	43.25	45.25	33.5	29	29.5	19.125 (2)	17.5	25	42" Plasma	s	o	-	s	s	s
	911-171-093	47.75	45.25	33.5	29	29.5	19.125 (2)	17.5	25	50" Plasma	s	o	-	s	s	s
Plasma Pedestal	911-171-102	43.25	41.25	33.5	29	28	19.125 (2)	17.5	25	42" Plasma	-	o	-	s	s	s
	911-171-103	48	41.25	33.5	29	28	19.125 (2)	17.5	25	50" Plasma	-	o	-	s	s	s
DocCam Carts	911-171-120	23.125	25.125	30.75	26	26	19.125	22.25	24	-	s	-	s	-	-	s
	911-171-121	39.125	25.125	30.75	26	26	19.125	22.25	24	-	s	-	s	-	-	s
Projector Carts	911-171-140	30.625	23.75	29	23.5	23.5	19.125	10/12	21.75	-	s	-	s	-	-	s
	911-171-141	30.625	23.75	38	23.5	23.5	19.125	9/21	21.75	-	s	-	s	-	-	s
	911-171-142	38.063	25.125	36	28	26.75	19.125	9/19	23.75	-	s	-	s	-	-	s
	911-171-143	38.063	25.125	44	28	26.75	19.125	12/24	23.75	-	s	-	s	-	-	s

PRODUCT		EXTERNAL DIMENSIONS					INTERNAL DIMENSIONS			SUPPORT	ACCESSORIES					
Category	Part Number	Width (Top)	Width (Base)	Height	Depth (Top)	Depth (Base)	Width	Height	Depth	TV Sizes	Casters	Rack Rails	Grommet Back	Vented Back	Peripheral Shelf	Adjustable Shelf
Podiums	911-171-144	36	-	48	-	30	-	-	-	-	s	-	s	-	-	-
	911-171-145	56	-	48	-	30	-	-	-	-	s	s	-	s	-	-
	911-171-146	24	-	48	-	24	22	33	22	-	s	0	-	-	-	-
	911-171-147	30	-	48	-	24	28	33	22	-	s	0	-	-	-	-
	911-171-148	30	-	48	-	29	28	33	27	-	s	0	-	-	-	-
Secure Cabinet	911-171-280	41	39	68.5	29	29.5	36.75	34.75	26	35" 32" WEGA	s	s	s	Doors	-	-
Rack Carts	911-171-200	25.125	27.125	28.5	23.25	24	19.125	21	20	-	s	s	-	s	-	-
	911-171-201	25.125	27.125	35.5	23.25	24	19.125	28	20	-	s	s	-	s	-	-
	911-171-202	25.125	27.125	42.5	23.25	24	19.125	35	20	-	s	s	-	s	-	-
	911-171-207	25.125	27.125	28.5	29	29.5	19.125	21	24	-	s	s	-	s	-	-
	911-171-208	25.125	27.125	35.5	29	29.5	19.125	28	24	-	s	s	-	s	-	-
	911-171-209	25.125	27.125	42.5	29	29.5	19.125	35	24	-	s	s	-	s	-	-
Rack Shells	911-171-181	20	20	28	22.625	22.625	19.125	21	17	-	s	s	-	-	-	-
	911-171-182	20	20	35	22.625	22.625	19.125	28	17	-	s	s	-	-	-	-
	911-171-203	20	20	16	23.125	23.125	19.125	14	17	-	-	s	-	-	-	-
	911-171-204	20	20	23	23.125	23.125	19.125	21	17	-	-	s	-	-	-	-
	911-171-205	20	20	30	23.125	23.125	19.125	28	17	-	-	s	-	-	-	-
	911-171-206	20	20	37	23.125	23.125	19.125	35	17	-	-	s	-	-	-	-
Category	Part Number	Width	Height	Length												
Tables	911-171-240	68	29	27												
	911-171-241	68	29	96												
	911-171-242	68	29	120												
	911-171-245	48	29	Round												
	911-171-246	60	29	Round												
	911-171-250	48	29	96												
	911-171-251	48	29	120												
	911-171-260	54	29	27												
	911-171-261	72	29	24												
Speakers/Amps	911-171-311	20	6.5	6.375												
	911-171-312	10.25	3.5	7.25												

NOTES
Monitor sizes are listed per item. The Sony WEGA series is the wider FS100 series monitor with side-mounted, internal speakers.
Check the measurements of monitors prior to ordering your carts.
s = Standard equipment 0 = Optional equipment

