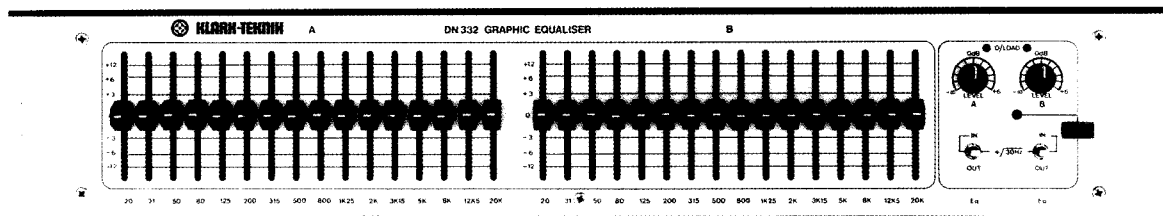


# DN332

## GRAPHIC EQUALISER

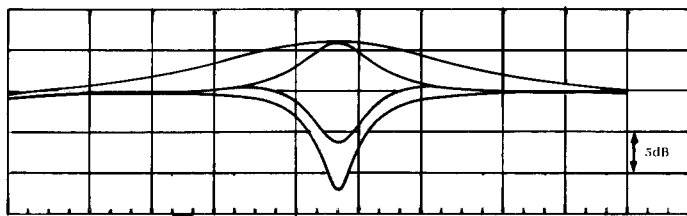
### Dual Channel $\frac{2}{3}$ Octave Graphic Equaliser

The Klark-Teknik model DN332 is a dual channel  $\frac{2}{3}$  octave graphic equaliser, occupying 2U of rack space. The DN332 features 45mm oil damped precision slide controls which are graphically positioned in two sections of sixteen ISO frequencies between 20Hz and 20kHz. The active filters of this equaliser are thick film engineered proprietary circuits offering very low noise performance, minimal distortion and high reliability, consistent with the highest specification standards in the industry. Only top

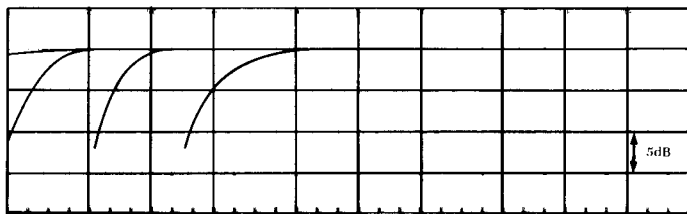


quality components are used in the manufacture of this product and every unit is bench tested and aligned before burn-in and a final performance test.

The unit has XLR terminated electronically balanced inputs and unbalanced outputs, with optional transformer balancing and security covers available to order.



Flexible variable-Q combining filters achieve wide ranging control at any centre frequency.



Typical range of L.F. responses achieved by combining subsonic and equaliser filters.

#### Features

- Two × sixteen 45mm oil damped precision faders graphically positioned at  $\frac{2}{3}$  octave ISO frequencies between 20Hz-20kHz.
- All new circuit designs utilising "MELT" filters giving unbeatable performance.
- Comprehensive standard specifications include electronically balanced inputs and LED overload indicators.
- Earth lift switch enables signal and chassis grounds to be isolated eliminating ground-loop problems.
- Useful low cut 18dB/octave filters preventing subsonic components from overloading speakers or amplifiers.
- Equalisation by-pass allowing easy comparison between direct and equalised signals.
- Perspex and brushed aluminium security covers are available to order, for use in permanent sound installations where system calibration has taken place.
- The DN332 is sturdily constructed throughout and complies with standard 19" 2U rack mounting requirements.



**KLARK TEKNIK**  
a MARK IV company  
The first name with sound system designers

Klark Teknik PLC  
Klark Industrial Park, Walter Nash Road,  
Kidderminster, Worcestershire DY11 7HJ England.  
Tel: (0562) 741515  
Fax No: (0562) 745371

Mark IV Pro Audio Group  
448 Post Road,  
Buckingham MI 49107.  
Tel: (616) 695 4750  
Fax: (616) 695 0470

# DN332

## GRAPHIC EQUALISER

### ARCHITECT'S AND ENGINEER'S SPECIFICATION

The equaliser shall provide 12dB of attenuation and accentuation at  $2 \times 16 \frac{2}{3}$  octave ISO centre frequencies from 20Hz-20kHz.

Each equaliser shall meet or exceed the following performance specifications:

**Distortion** < 0.01% @ +4dBm (1kHz)  
**Frequency response**  $\pm 0.5$ dB (20Hz-20kHz)  
**Noise** < -90dBm (20Hz-20kHz unweighted)  
**Maximum output level into 600 ohm** +22dBm

Each equaliser shall allow for subsonic frequency attenuation at 18dB/octave and have an equalisation section by-pass facility.

Each equaliser shall use centre detented slide potentiometers arranged to give a graphical display of frequency plotted against level.

A rear panel switch shall be provided to isolate the signal ground connections, quickly and safely, from the chassis ground.

All audio connections shall be via XLR style connectors and a tamperproof front panel cover shall be available to fit the unit.

The unit shall be capable of operating from a 110/220v  $\pm 12\%$  50/60Hz AC power source.

The equaliser shall be the Klark-Teknik Dual Channel Model DN332, and no alternative specification option is available.

### TECHNICAL SPECIFICATION

<b>Inputs</b>	<b>Two</b>
Type	Balanced (electronically)
Impedance (ohm)	
Balanced	20k
Unbalanced	10k
<b>Outputs</b>	<b>Two</b>
Type	Unbalanced
Min. load impedance	600 ohm
Source impedance	< 60 ohm
Max. level	+22dBm
<b>Performance</b>	
Frequency response	
(20Hz-20kHz) Eq out	$\pm 0.5$ dB
Eq in	$\pm 0.5$ dB
Distortion (@ +4dBm)	< 0.01% @ 1kHz
Equivalent input noise	
(20Hz-20kHz unweighted)	< -90dBm
Channel separation	> 75dB @ 1kHz
Overload indicator	+19dBu
Gain	+6dB
<b>Filters</b>	
Type	MELT**
Centre frequencies	2 x 16
ISO	20Hz-20kHz $\frac{2}{3}$ octave
Tolerance	$\pm 5\%$
Maximum boost/cut	$\pm 12$ dB
Subsonic filter	18dB/octave -3dB @ 30Hz
<b>Power Requirements</b>	
Voltage	110/120/220/240V 50/60Hz
Consumption	< 15VA
<b>Weight</b>	
Nett	3.5kg
Shipping	6kg
<b>Dimensions</b>	
Width	482mm (19 inch)
Depth	205mm (8 inch)
Height	89mm (3½ inch)
<b>Terminations</b>	
Inputs	3 pin XLR
Outputs	3 pin XLR
Power	3 pin CEE
<b>Options</b>	Security Cover Transformer input* / output balancing

\*Input transformer balancing is non retrofittable and has to be specified with order.

\*\*"MELT": Proprietary thick-film circuit.

Trade Descriptions Act: Due to the company policy of continuing improvement, we secure the right to alter these specifications without prior notice.

### RELIABILITY CONTROL

Even with the advanced electronic engineering incorporated in this product, each unit is given the full backing of Klark-Teknik's "Reliability Control", which proves each product against a specification consistent with highest professional standards. Precision components are used throughout and every unit is bench tested and aligned before a burn-in period and final performance test.

