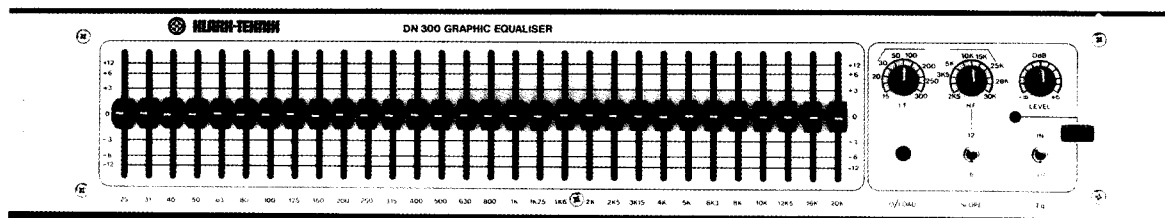


# DN300

## GRAPHIC EQUALISER

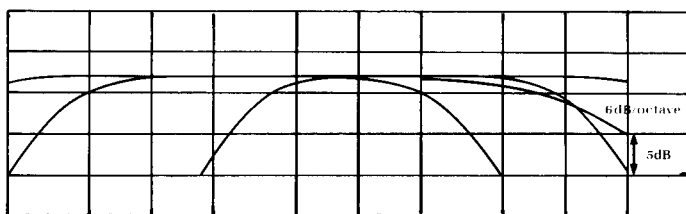
### Single Channel 1/3 Octave Graphic Equaliser

The Klark-Teknik model **DN300** is a single channel 1/3 octave graphic equaliser, occupying 2U of rack space. The DN300 features 45 mm oil damped precision slide controls which are positioned graphically at 30 ISO frequencies between 25Hz and 20kHz and provide 12dB cut or boost at each centre frequency. Two shelving filters are provided, with turnover frequencies adjustable via rotary controls. The active filter sections of the equaliser are thick film engineered proprietary circuits, offering

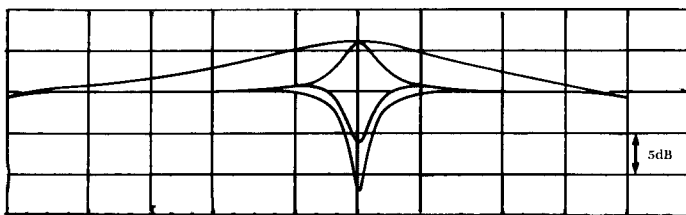


very low noise performance, minimal distortion and high reliability, consistent with the highest specification standards in the industry. Only top quality components are used in the manufacture of this product and every unit is bench tested and aligned before burn-in and a final performance test.

The units have XLR terminated electronically balanced inputs and unbalanced outputs, with optional transformer balancing and security covers available to order.



Response of variable high and low pass filters set at minimum, maximum and intermediate turnover frequencies.



Flexible variable-Q combining filters achieve wide ranging control at any centre frequency.

#### Features

- Thirty 45mm oil damped precision faders graphically positioned at 1/3 octave ISO frequencies between 25Hz-20kHz.
- All new circuit designs utilising "MELT" filters giving unbeatable performance.
- Comprehensive standard specifications include electronically balanced input and LED overload indicator.
- Earth lift switch enables signal and chassis grounds to be isolated eliminating ground loop problems.
- Adjustable high and low cut 12dB/octave shelving filters with selectable 6/12dB per octave high cut slope.
- Equalisation by-pass allowing easy comparison between direct and equalised signals.
- Perspex and brushed aluminium security covers are available to order, for use in permanent sound installations where system calibration has taken place.
- The DN300 is sturdily constructed throughout and complies with standard 19" 2U rack mounting requirements.



# DN300

## GRAPHIC EQUALISER

### ARCHITECT'S AND ENGINEER'S SPECIFICATION

The equaliser shall provide 12dB of attenuation and accentuation at 30 1/3 octave ISO centre frequencies from 25Hz-20kHz.

The equaliser shall meet or exceed the following performance specifications:

<b>Distortion</b>	<0.01% @ +18dBm (1kHz)
<b>Frequency response</b>	±0.5dB (20Hz-20kHz)
<b>Noise</b>	<-94dBm (20Hz-20kHz unweighted)
<b>Maximum output level into 600 ohm</b>	+22dBm

The equaliser shall have adjustable low & high cut 12dB/octave slope filters ranging from 15Hz-300Hz & 2.5kHz-30kHz and provide for selectable high cut filter slope 6/12dB.

The equaliser shall have an equalisation section by-pass facility and shall be failsafe, that is the unit shall return automatically to the by-pass condition in the event of power supply interruption.

The equaliser shall use centre detented slide potentiometers arranged to give a graphical display of frequency plotted against level.

A rear panel switch shall be provided to isolate the signal ground connections, quickly and safely, from the chassis ground.

All audio connections shall be via XLR style connectors and a tamperproof front panel cover shall be available to fit the unit. The unit shall be capable of operating from a 110/220v ± 12% 50/60Hz AC power source.

The equaliser shall be the Klark-Teknik Model DN300 and no alternative specification option is available.

### TECHNICAL SPECIFICATION

<b>Input Type</b>	<b>One</b> Balanced (electronically)
<b>Impedance (ohm)</b>	
Balanced	20k
Unbalanced	10k
<b>Output Type</b>	<b>One</b> Unbalanced
<b>Min. load impedance</b>	600 ohm
<b>Source impedance</b>	<60 ohm
<b>Max. level</b>	+22dBm
<b>Performance</b>	
<b>Frequency response</b> (20Hz-20kHz) Eq out	±0.5dB
Eq in	User defined
<b>Distortion ((@ +18dBm)</b>	<0.01% @ 1kHz
<b>Equivalent input noise</b> (20Hz-20kHz unweighted)	<-94dBm
<b>Overload indicator</b>	+19dBu
<b>Gain</b>	+6dB
<b>Filters</b>	
<b>Type</b>	MELT**
<b>Centre frequencies</b>	30
<b>ISO</b>	25Hz-20kHz 1/3 octave
<b>Tolerance</b>	±5%
<b>Maximum boost/cut</b>	±12dB
<b>High Pass filter slope</b>	15Hz-300Hz 12dB/octave
<b>Low Pass filter slope</b>	2k 5Hz-30kHz 6/12dB/octave
<b>Power Requirements</b>	
<b>Voltage</b>	110/120/220/240V 50/60Hz
<b>Consumption</b>	<15VA
<b>Weight</b>	
<b>Nett</b>	3.5kg
<b>Shipping</b>	6kg
<b>Dimensions</b>	
<b>Width</b>	482mm (19 inch)
<b>Depth</b>	205mm (8 inch)
<b>Height</b>	89mm (3 1/2 inch)
<b>Terminations</b>	
<b>Input</b>	3 pin XLR
<b>Output</b>	3 pin XLR
<b>Power</b>	3 pin CEE
<b>Options</b>	
	Security Cover
	Transformer input*/output balancing

\*Input transformer balancing is non retrofittable and has to be specified with order.

\*\*MELT: Proprietary thick-film circuit.

Trade Descriptions Act: Due to the company policy of continuing improvement, we secure the right to alter these specifications without prior notice.

### RELIABILITY CONTROL

Even with the advanced electronic engineering incorporated in this product, each unit is given the full backing of Klark-Teknik's "Reliability Control", which proves each product against a specification consistent with highest professional standards. Precision components are used throughout and every unit is bench tested and aligned before a burn-in period and final performance test.

