



T52+ Trapezoidal Stage Speaker System

- PRO™ circuit provides HF driver protection
- Integral stand mount
- Roadworthy enclosure with metal corners and grille, and heavy-duty handles
- Constant-directivity 90° x 40° die-cast horn
- High-excursion, DL15T 15-in. woofer, specially designed for use in a trapezoidal enclosure
- 1/4-inch and Neutrik® inputs
- Large 4-ft³ enclosure for extended low frequency

SPECIFICATIONS

Frequency Response, 1 Watt/1 Meter on Axis, Swept Sine-Wave Input, Half-Space Anechoic Environment (see Figure 1):

55-20,000 Hz

Low-Frequency 3-dB-Down Point:

55 Hz

Usable Low-Frequency Limit (10-dB-down point):

47 Hz

Half-Space Reference Efficiency:

4.5%

Long-Term Average Power-Handling Capacity per EIA RS-426-A 1980

(see Power-Handling Capacity section):

300 watts

Maximum Woofer Acoustic Output:

13.5 watts

Sound Pressure Level at 1 Meter, 1 Watt Input, Anechoic Environment, Band-Limited Pink-Noise Signal, 300-2,000 Hz:

101 dB

Dispersion Angle Included by 6-dB-Down Points on Polar Responses, Indicated One-Third-Octave Bands of Pink Noise,

250-20,000 Hz, Horizontal (see Figure 3):

106° ±60°

5,000-20,000 Hz, Vertical (see Figure 3):

50° ±11°

Directivity Factor $R_s(Q)$, 800-16,000-Hz Median (see Figure 4):

13.5 (+4.75, -8.75)

Directivity Index D_s , 800-16,000-Hz Median (see Figure 4):

12.3 dB (+0.3 dB, -5.5 dB)

Distortion, 0.1 Full Power Input, Second Harmonic,

100 Hz:

2%

1,000 Hz:

1.8%

10,000 Hz:

8.5%

Third Harmonic,

100 Hz:

0.2%

1,000 Hz:

1.8%

10,000 Hz:

2.5%

Distortion, 0.01 Full Power Input,

Second Harmonic,

100 Hz:

1.1%

1,000 Hz:

0.6%

10,000 Hz:

1.9%

Third Harmonic,

100 Hz:

0.1%

1,000 Hz:

0.4%

10,000 Hz:

1.1%

Transducer Complement,

High Frequency:

DH2010A driver; HT94 horn

Low Frequency:

DL15T high-excursion woofer (15 in.)

Box Tuning Frequency:

55 Hz

Crossover Frequency:

2,200 Hz

Crossover Slope:

12 dB per octave

Impedance,

Nominal:

8 ohms

Minimum:

7 ohms

Input Connections:

Two paralleled Neutrik Speakon® and 1/4-inch phone jacks (allows paralleling of multiple speakers)

Enclosure Materials and Colors:

Black carpet-covered 7-ply void-free plywood

Optional Accessory:

100BK mounting stand

Dimensions,

Height:

805 mm (31.7 in.)

Width:

488 mm (19.2 in.)

Depth:

602 mm (23.7 in.)

Net Weight:

33 kg (72 lb)

Shipping Weight:

39 kg (85 lb)

DESCRIPTION

The compact, trapezoidal-shaped Electro-Voice T52+ is a 300-watt, two-way, high-efficiency, constant-directivity stage system. A stand socket for 1 3/8-inch diameter stands, such as the Electro-Voice 100BK, is provided. The system combines professional-quality components, arranged in a time-coherent vertical array, with an unusually durable Thiele-Small-aligned vented enclosure. The result is clear and articulate, high-quality sound.

The high-frequency section of the T52+ utilizes a 90° x 40° constant-directivity horn driven by a one-inch-throat, wide-bandwidth, titanium-diaphragm driver. This driver uses a unique convex-drive Time Path™ phasing plug structure (U.S. Patent #4,525,604) for smooth and extended high-frequency performance. The voice coil is coupled to the diaphragm with EV's exclusive Resonant Drive™ technology. This

FIGURE 1 — T52+ Axial Frequency Response, 1 Watt/1 Meter

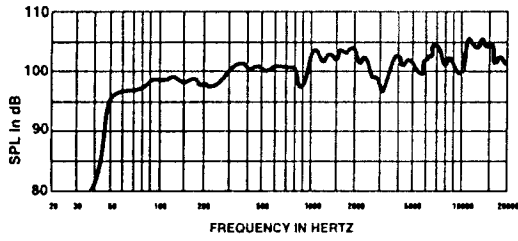


FIGURE 3 — T52+ Beamwidth vs. Frequency, Whole Space (anechoic)

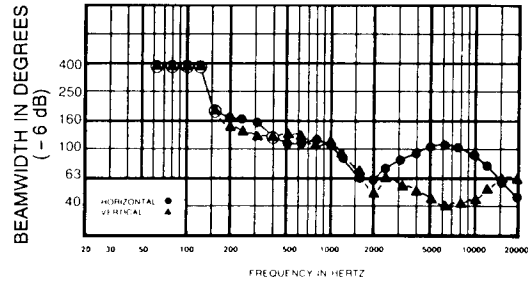


FIGURE 2 — T52+ Polar Response (one-third-octave pink noise, 4 volts/10 feet)

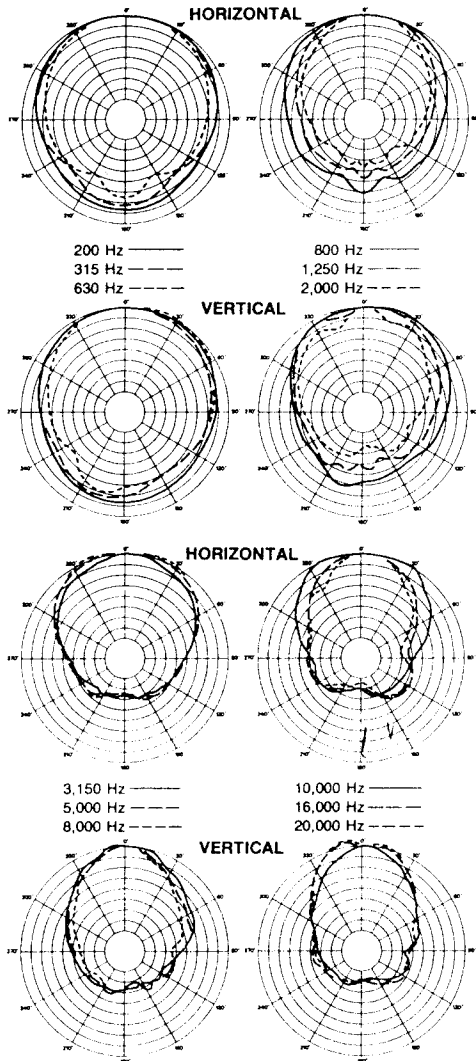


FIGURE 4 — T52+ Directivity vs. Frequency, Whole Space (anechoic)

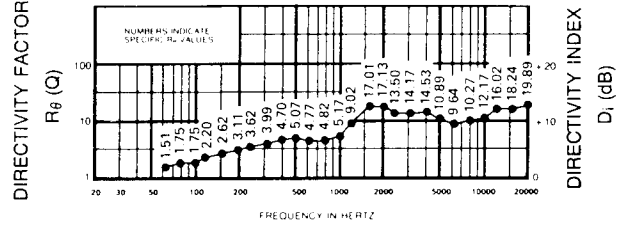
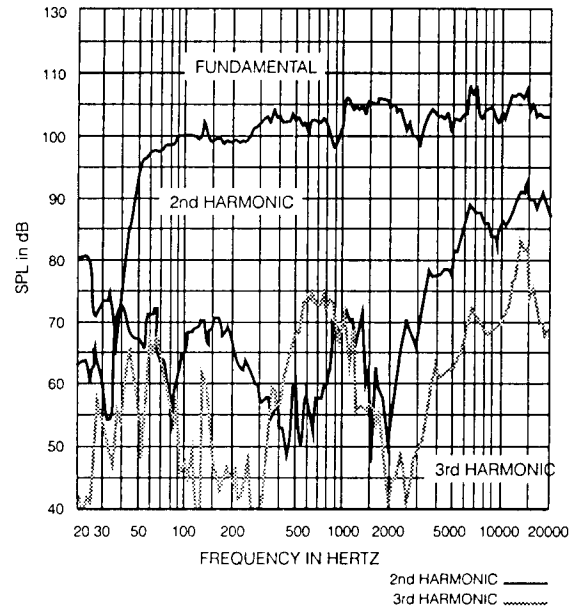


FIGURE 5 — T52+ Distortion Response (30 W, 10% Rated Input Power (on axis at 1 meter from system))



increases and smooths the high-frequency response and reduces the amount of internal equalization required for flat frequency response.

EV's self-resetting PRO™ circuit is built into the crossover network to guard the compression driver from damage. If input power to the driver exceeds the nominal rating, the PRO circuit is activated, reducing the power delivered to the driver by 6 dB. The system will remain in this mode of operation until input power is reduced to a safe level.

The optimally vented bass section of the T52+ is designed using Thiele-Small parameters for efficient performance to below 65 Hz. The DL15T high-excursion 15-inch woofer is specially designed for use in a trapezoidal enclosure. It features beryllium copper lead wires with a low-mass, extended-length, edge-wound voice coil and high-temperature materials. EV's unique Thermo Inductive Ring (TIR™) is placed on top of the pole piece, where the extended-length voice coil would normally be exposed, placing metal in close proximity to the coil and providing a major heat-transfer path that helps keep the voice coil cool. Also, the part of the magnetic structure adjacent to the coil is insulated from any rubbing contact induced by high power inputs, using EV's exclusive PROTEF™ coating (U.S. Patent #4,547,632). The coil is driven by a massive, 16-lb magnetic structure.

CONSTANT-DIRECTIVITY SPEAKER SYSTEM

The crossover frequency and speaker component geometries have been selected so that the directional characteristics of the woofer and constant-directivity horn match at the crossover frequency (approximately 90° circular coverage patterns for each) to create a special system type—the constant-directivity system. At higher frequencies the horizontal coverage pattern remains constant and the vertical pattern smoothly transitions to a 40°-to-50° angle above 5,000 Hz. Response within the 90° x 40° rated coverage angle is uniform, which means dependable audience coverage without "hot spots" or dead zones at certain frequencies. The 90° x 40° dispersion characteristic also helps avoid early reflections from nearby floor or side wall surfaces which could degrade performance. The controlled directivity of the high- and low-frequency transducers also eliminates response irregularities caused by diffraction off nearby enclosure edges and, in combination with an essentially flat on-axis frequency response, produces a total acoustic power output that is uniform with frequency.

ENCLOSURE CONSTRUCTION

The T52+ enclosure is constructed of 7-ply void-free plywood.

A combination of dado-cut joints, tough adhesives and proper bracing ensures a sonically dead enclosure free from panel resonances.

The densely woven, industrial-grade, abuse-resistant carpeting provides a finish that is both attractive and highly durable. Large, heavy-duty metal corner protectors, firmly secured rubber feet and recessed handles complete the

picture and ensure that the T52+ speaker system is ideally suited for a long and reliable life "on the road."

FREQUENCY RESPONSE

The combination of a 15-inch woofer, wide-bandwidth high-frequency driver and an equalized crossover results in the wide and smooth overall response shown in Figure 1. The T52+'s axial frequency response was measured in Electro-Voice's large anechoic chamber at a distance of 10 feet with a swept sine-wave input of 4 volts. Figure 1 has been averaged and corrected for 1 watt/1 meter.

DIRECTIVITY

A unique feature of the T52+ is the constant-directivity dispersion provided by the 90° x 40° horn. The polar response of the system at selected one-third-octave bandwidths is shown in Figure 2. These polar responses were measured in an anechoic environment at 10 feet using one-third-octave pink-noise inputs. The frequencies selected are fully representative of the polar response of the system. Beamwidth of the system utilizing the complete one-third-octave polar data is shown in Figure 3. R_0 and directivity index (D) are plotted in Figure 4.

POWER-HANDLING TEST

Electro-Voice components and systems are manufactured to exacting standards, ensuring they will hold up, not only through the most rigorous of power tests, but also through continued use in arduous, real-life conditions. Two main test specifications are used: the AES Recommended Practice for Specification of Loudspeaker Components Used in Professional Audio and Sound Reinforcement (AES2-1984/ANSI S4.26-1984) and the EIA Loudspeaker Power Rating Full Range (EIA RS-426-A 1980). Both of these specifications use random-noise spectrum which mimics typical music and tests the thermal and mechanical capabilities of the components. Electro-Voice will support relevant additional standards as and when they become available. Extreme, in-house power tests, which push the performance boundaries of the components, are also performed and passed to ensure years of trouble-free service.

Specifically, the T52+ passes EIA RS-426-A 1980 with the following values:

$$\begin{aligned} R_{SR} &= 6.4 \text{ ohms } (1.15 \times R_E) \\ P_{E(max)} &= 300 \text{ watts} \\ \text{Test voltage} &= 43.8 \text{ volts rms} \\ &= 87.6 \text{ volts peak (+6 dB)} \end{aligned}$$

ARCHITECTS' AND ENGINEERS' SPECIFICATIONS

The loudspeaker system shall be a two-way, full-range design consisting of a 38.1-cm (15-inch) woofer in a vented, trapezoidal-shaped enclosure, a high-frequency compression driver mounted on a 90° x 40° constant-directivity horn, and a passive crossover/equalizer network. The loudspeaker shall meet the following performance criteria: frequency response of 55-20,000 Hz, -3 dB; power handling of 300 watts long term and 1,200 watts short term with a shaped random-noise input per EIA Standard RS-426A; sensitivity of 101 dB SPL at 1 meter with a 1-watt, 300-2,000-Hz pink-noise input; 6-dB-down

horizontal coverage angle of 106° ±60° in the 250-20,000-Hz range; 6-dB-down vertical coverage angle of 50° ±11° in the 5,000-20,000-Hz range; crossover frequency of 2,200 Hz; nominal impedance of 8 ohms; and minimum impedance of 7 ohms. Input connections shall be two paralleled Neutrik Speakon® and 1/4-inch phone jacks. The enclosure shall be constructed of 7-ply void-free plywood, covered in black carpet and fitted with a black steel grille, metal corner protectors, rubber feet, two recessed carrying handles and a socket on the bottom to accept 1 3/8-inch diameter speaker stands. Dimensions shall be 805 mm (31.7 in.) high x 488 mm (19.2 in.) wide x 602 mm (23.7 in.) deep. Net weight shall be 33 kg (72 lb).

The loudspeaker system shall be the Electro-Voice T52+.

UNIFORM LIMITED WARRANTY

Electro-Voice products are guaranteed against malfunction due to defects in materials or workmanship for a specified period, as noted in the individual product-line statement(s) below, or in the individual product data sheet or owner's manual, beginning with the date of original purchase. If such malfunction occurs during the specified period, the product will be repaired or replaced (at our option) without charge. The product will be returned to the customer prepaid. **Exclusions and Limitations:** The Limited Warranty does not apply to: (a) exterior finish or appearance; (b) certain specific items described in the individual product-line statement(s) below, or in the individual product data sheet or owner's manual; (c) malfunction resulting from use or operation of the product other than as specified in the product data sheet or owner's manual; (d) malfunction resulting from misuse or abuse of the product; or (e) malfunction occurring at any time after repairs have been made to the product by anyone other than Electro-Voice or any of its authorized service representatives. **Obtaining Warranty Service:** To obtain warranty service, a customer must deliver the product, prepaid, to Electro-Voice or any of its authorized service representatives together with proof of purchase of the product in the form of a bill of sale or receipted invoice. A list of authorized service representatives is available from Electro-Voice at 600 Cecil Street, Buchanan, MI 49107 (616/695-6831 or 800/234-6831). **Incidental and Consequential Damages Excluded:** Product repair or replacement and return to the customer are the only remedies provided to the customer. Electro-Voice shall not be liable for any incidental or consequential damages including, without limitation, injury to persons or property or loss of use. Some states do not allow the exclusion or limitation of incidental or consequential damages so the above limitation or exclusion may not apply to you. **Other Rights:** This warranty gives you specific legal rights, and you may also have other rights which vary from state to state.

Electro-Voice Speakers and Speaker Systems are guaranteed against malfunction due to defects in materials or workmanship for a period of five (5) years from the date of original purchase. The Limited Warranty does not apply to burned voice coils or malfunctions such as

cone and/or coil damage resulting from improperly designed enclosures. Electro-Voice active electronics associated with the speaker systems are guaranteed for three (3) years from the date of original purchase. Additional details are included in the Uniform Limited Warranty statement.

Service and repair address for this product: Electro-Voice, Inc., 600 Cecil Street, Buchanan, Michigan 49107 (616/695-6831 or 800/234-6831).

Specifications subject to change without notice.



ELECTRO-VOICE a MARK IV company **600 Cecil Street, Buchanan, Michigan 49107**
MANUFACTURING PLANTS AT ■ BUCHANAN, MI ■ NEWPORT, TN ■ SEVIERVILLE, TN ■ OKLAHOMA CITY, OK ■ GANANOQUE, ONT.
© Electro-Voice, Inc. 1993 ■ Litho in U.S.A. Part Number 533270—9601
