

Electro-Voice®

a MARK IV company

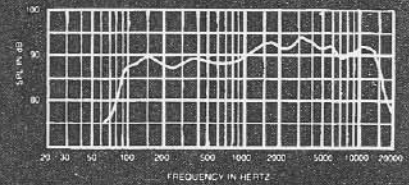


FIGURE 1
Axial Frequency Response, 4 volts/10 feet

Model CM12-2 Two-Way Constant-Directivity Speaker System

SPECIFICATIONS

Frequency Response, 10 Feet on Axis,
Swept One-Third-Octave Pink Noise, Half-
Space Anechoic Environment (see Figure 1):
90-18,000 Hz

Low-Frequency 3-dB-Down Point:
90 Hz

Usable Low-Frequency Limit
(10-dB-Down Point):
75 Hz

Half-Space Reference Efficiency:
1.0%

Long-Term Average Power Handling
Capacity at 8 Ohms (see Power Handling
Capacity Section):
60 watts

Maximum Woofer Acoustic Output:
0.6 watts

Sound Pressure Level at 1 Meter, 1 Watt
Input, Anechoic Environment, Band-Limited
Pink Noise Signal, 300 to 2,000 Hz:
97 dB

Dispersion Angle Included by 6-dB-Down
Points on Polar Responses, Horizontal and
Vertical Planes, Indicated One-Third-Octave
Bands of Pink Noise,

500-1000 Hz:
110° ± 25°

1,000-10,000 Hz:
70° ± 20°

10,000-20,000 Hz:
48° ± 10°

Directivity Factor R_0 (Q), 800-16,000 Hz
Median (see Figure 4):
14 (+27.5, -7.0)

Directivity Index D_i , 800-16,000 Hz Median
(see Figure 4):

11.5 dB (+5.0 dB, -3.0 dB)

Distortion, 0.1 Full Power Input
(see Figure 5),

Second Harmonic,
100 Hz: 5.0%
1000 Hz: <1%
10,000 Hz: 3.0%

Third Harmonic,
100 Hz: 1.0%
1000 Hz: 1.0%
10,000 Hz: <1%

Distortion, 0.01 Full Power Input
(see Figure 6),

Second Harmonic,
100 Hz: <1%
1000 Hz: <1%
10,000 Hz: 1.5%

Third Harmonic:
100 Hz: <1%
1000 Hz: <1%
10,000 Hz: <1%

Transducer Complement:

12-inch woofer
1½-inch Super-Dome™ tweeter
coupled to 5-inch Direktor™

Crossover Frequency:
1500 Hz

Crossover Slope:
12 db per octave

Impedance,

Nominal:

8 ohms

Minimum:

5.8 ohms

Input Connections:

Parallel ¼-in. phone jacks (allows
paralleling of multiple speakers)

Enclosure Materials and Colors:

Oak-grain vinyl on particle board with
beige cloth grille

Dimensions:

32.8 cm (12.9 in.) high

40.6 cm (16.0 in.) wide

36.8 cm (14.5 in.) deep

Optional Accessories:

TK60-watt 25-volt/70.7 volt line
transformer kit

Net Weight:

11.1 kg (24.5 lb)

Shipping Weight:

13.2 kg (29.0 lb)

DESCRIPTION

The Electro-Voice CM12-2 is a medium-to-high-sensitivity, constant-directivity speaker system designed for indoor sound reinforcement in commercial installations such as churches, meeting halls, and auditoriums. Its unique coaxial design provides wide-range response and exceptionally small size, while its wood-grained vinyl enclosure and detachable beige grille complements most interiors. The CM12-2 is primarily intended for use as a foldback floor monitor at either 35°, 45°, or perpendicular to the floor. However, its small size and unobtrusive appearance make it ideal for a wide range of other applications as well.

The high-frequency section of the CM12-2 utilizes a beamwidth-stabilizing Direktor coupled to EV's exclusive high-power-capacity, wide-beamwidth Super-Dome tweeter for the range of 1,500 to 18,000 Hz. This combination is mounted coaxially on a specially designed 12-inch woofer. A unique combination of crossover and equalizer provides flat response without the need for an external equalizer.

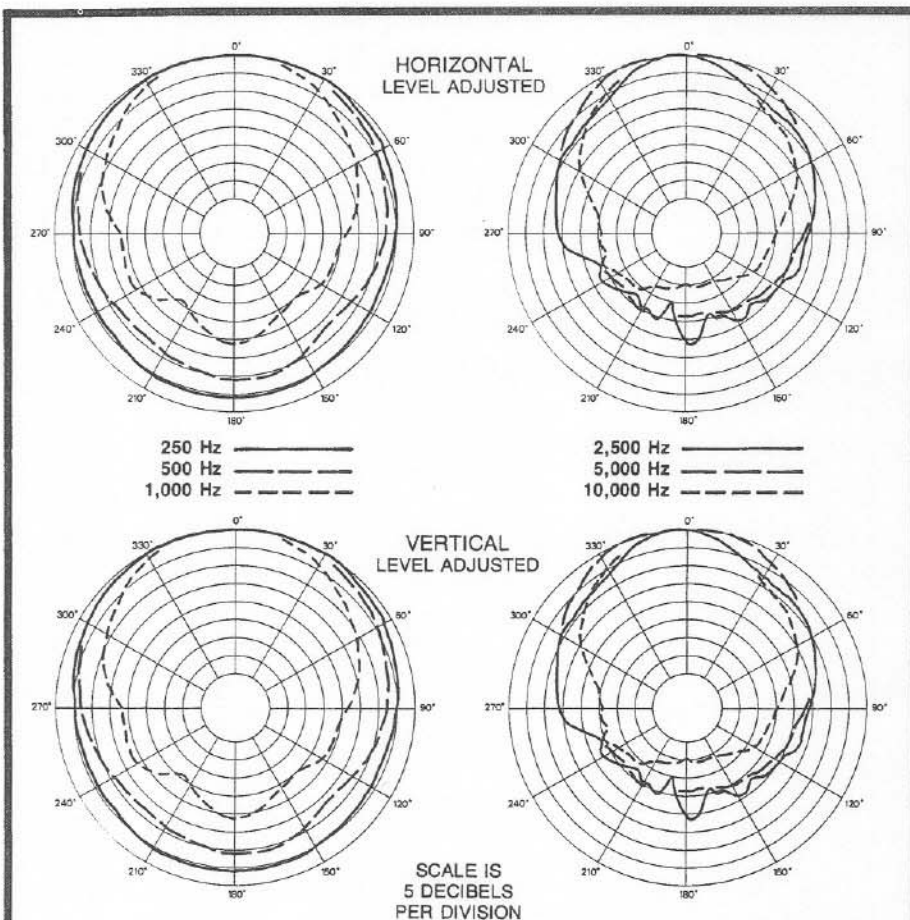


FIGURE 2 — Polar Response (1/3-octave pink noise 4 volts/10 feet)

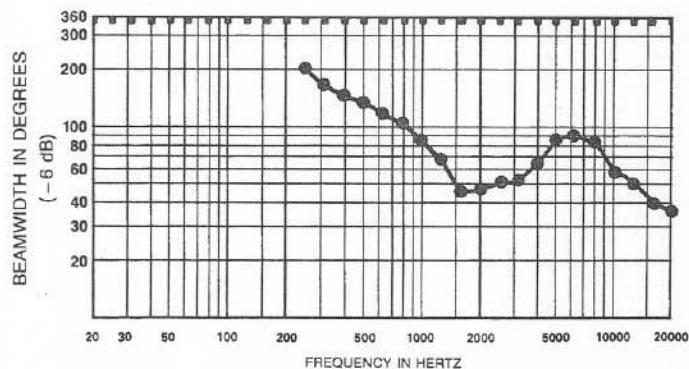


FIGURE 3 — Beamwidth vs Frequency Whole Space (anechoic) from 1/3-Octave Polars

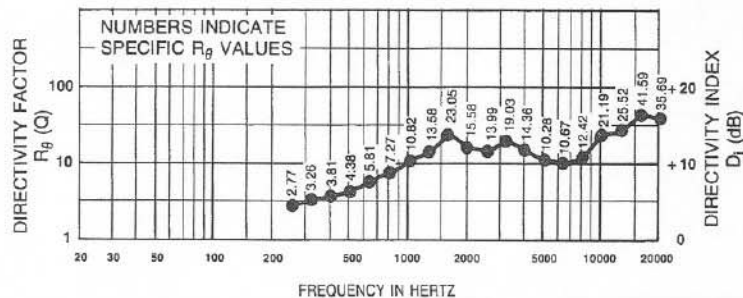


FIGURE 4 — Directivity vs Frequency Whole Space (anechoic)

Constant-Directivity Speaker System

The crossover frequency and speaker component geometries have been carefully selected to create a special system type — the constant-directivity system. At higher frequencies the horizontal and vertical coverage pattern remains essentially constant. Response within the rated coverage angle is uniform, which means dependable audience coverage without "hot spots" or dead zones at certain frequencies. The controlled directivity of the high- and low-frequency transducers also eliminates response irregularities caused by diffraction off enclosure edges and, in combination with an essentially flat on-axis frequency response, produces a total acoustic power output that is uniform with frequency.

FREQUENCY RESPONSE

The combination of a 12-inch woofer, wide-bandwidth, high-frequency Super-Dome tweeter plus Direktor and an equalized crossover results in the wide and smooth overall response shown in Figure 1. This response was measured at 10 feet, using a 4-volt input in an anechoic chamber. The response is 1/3-octave averaged. No external equalization was used.

DIRECTIVITY

A unique feature of the CM12-2 is the constant-directivity dispersion provided by the Direktor. The polar response of the system at selected 1/3-octave bandwidths is shown in Figure 2. These polar responses were measured in an anechoic environment at 10 feet using 1/3-octave pink noise inputs. The frequencies selected are fully representative of the polar response of the system. Beamwidth of the system utilizing the complete 1/3-octave polar data is shown in Figure 3. R_{θ} (Q) and directivity index (D_i) are plotted in Figure 4.

DISTORTION

Following AES (Audio Engineering Society) recommended practice, plots of second and third harmonic distortion for 0.1 rated power (6 watts) are shown in Figure 5. Additionally, plots are shown for 0.01 rated power in Figure 6. In the important mid-band frequencies between 300 and 3,000 Hz where voice and music energy is usually the highest, the median values for each component of distortion are at or below approximately 1% for the input powers measured.

POWER HANDLING CAPACITY

To our knowledge, Electro-Voice was the first U.S. manufacturer to develop and publish a power test closely related to real-life conditions. First, we use a random noise input signal because it contains many frequencies simultaneously, just like real voice or instrument program. Second, our signal contains more energy at extremely high and low frequencies than typical actual program, adding an extra measure of reliability. Third, the test signal includes not only the overall "long-term average" or "continuous" level — which our ears interpret as loudness — but also short-duration peaks which are many times higher than the average, just like actual program. The long-term average level stresses the speaker thermally (heat). The instantaneous peaks test mechanical reliability (cone and diaphragm excursion). Note that the sine wave test signals sometimes used have a much less demanding peak value relative to their average level. In actual use, long-term average levels exist from several seconds on up, but we apply the long-term average for several hours, adding another extra measure of reliability.

Specifically, the CM12-2 is designed to withstand the power test described in the revised EIA Standard RS-426A. The EIA test spectrum is applied for eight hours. To obtain the spectrum, the output of a white noise generator (white noise is a particular type of random noise with equal energy per bandwidth in Hz) is fed to a shaping filter with 6-dB-per-octave slopes below 40 Hz and above 318 Hz. When measured with the usual constant-percentage bandwidth analyzer (one-third-octave), this shaping filter produces a spectrum whose 3-dB-down points are at 100 Hz and 1200 Hz with a 3-dB-per-octave slope above 1200 Hz. This shaped signal is sent to the power amplifier with the continuous power set at 60 watts into the 8 ohms EIA equivalent impedance, (16.9 volts true RMS). Amplifier clipping sets instantaneous peaks at 6 dB above the continuous power, or 240 watts peak (33.8 volts peak). This procedure provides a rigorous test of both thermal and mechanical failure modes.

LINE-TRANSFORMER KIT

The TK60 (25/70.7-volt) line transformer kit is an option available for high-impedance systems, generally desired in multi-speaker distributed designs and some smaller systems where long speaker-wire runs are necessary. The TK60 consists of an Electro-Voice TM60 transformer mounted on an input panel that is substituted for the direct (8 ohms) input panel supplied with the system. The TK60 allows direct input to the system or access to any of the seven transformer taps covering 7.5, 15, 30, and 60 watts at 25 and 70.7 volts. Connections are made on barrier strips with #8-32 screws.

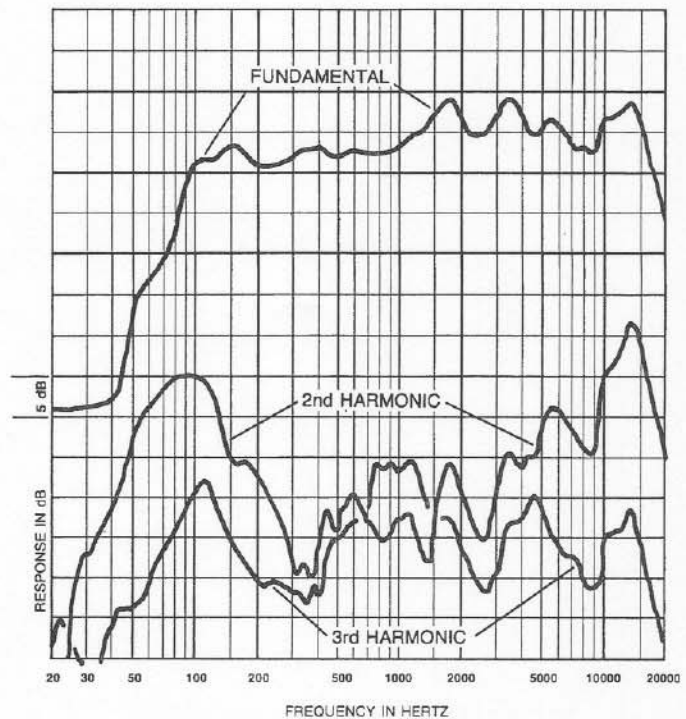


FIGURE 5 — Harmonic Distortion,
0.1 rated power input (6 watts)

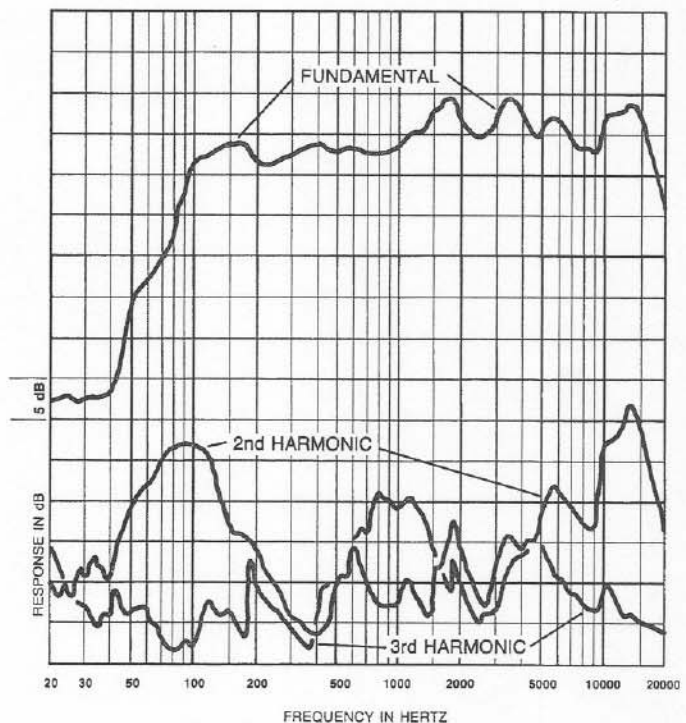


FIGURE 6 — Harmonic Distortion,
0.01 rated power input (0.6 watt)

WARRANTY (Limited)

Electro-Voice Speakers and Speaker Systems (excluding active electronics) are guaranteed for five years from date of original purchase against malfunction due to defects in workmanship and materials. If such malfunction occurs, unit will be repaired or replaced (at our option) without charge for materials or labor if delivered prepaid to the proper Electro-Voice service facility. Unit will be returned prepaid. Warranty does not extend to finish, appearance items, burned coils, or malfunction due to abuse or operation under other than specified conditions, including cone and/or coil damage resulting from improperly designed enclosures, nor does it extend to incidental or consequential damages. Some states do not allow the exclusion or limitation of incidental or consequential damages, so the above exclusion may not apply to you. Repair by other than Electro-Voice or its authorized service agencies will void this guarantee. A list of authorized warranty service agencies is available from Electro-Voice, Inc., 600 Cecil Street, Buchanan, MI 49107 (AC/616-695-6831); or Electro-Voice West, 8234 Doe Avenue, Visalia, CA 93291 (AC/209-651-7777). This warranty gives you specific legal rights, and you may also have other rights which vary from state to state.

Service and repair address for this product:
Electro-Voice, Inc., 600 Cecil Street,
Buchanan, Michigan 49107.

Specifications subject to change
without notice.



ELECTRO-VOICE, INC., 600 Cecil Street, Buchanan, Michigan 49107

MANUFACTURING PLANTS AT ■ BUCHANAN, MI ■ NEWPORT, TN ■ SEVIERVILLE, TN ■ OKLAHOMA CITY, OK ■ GANANOQUE, ONT.
©Electro-Voice Inc. 1992 ■ Litho in U.S.A. Part Number 530611-610

a MARK IV company