


Telex[®] Technical Data

Series 750 Single-Zone-Paging Desk Microphones



General Description

The Series 750 Desk Microphones are designed for single-zone paging applications. Each microphone housing is constructed of a rugged, die-cast, zinc alloy. The upright part of the housing is designed with a forward tilt to allow for convenient operation, and the broad base is equipped with rubber feet to prevent the microphone from sliding and scratching desk tops. This well-balanced housing is finished in black textured enamel.

Design Features

The Model 750HL is a dual-impedance omnidirectional microphone. The double-pole, double-throw impedance selection switch is located on the bottom of the microphone base.

The Model 752 is a low-impedance, cardioid microphone that picks up a minimum of sounds originating from the rear of the microphone.

Each model is equipped with two double-pole, single-throw leaf switches that offer the choice of either push-to-talk or lift-to-talk operation. One leaf switch is operated by a touch bar located on top of the microphone base. For touch-free paging applications, this bar may be locked in place with a sliding lock lever which is also located on top of the base. The other leaf switch is operated by a spring-loaded rubber foot located on the bottom of the microphone base. The microphone is lifted from its station for lift-to-talk paging applications. This lift-to-talk switch can be enabled or disabled by a double-pole, double-throw slide switch which is also located on the bottom of the base.

All Series 750 Microphones use dynamic microphone elements that are extremely rugged and capable of withstanding extremes in temperature and humidity. These elements offer excellent sensitivity and smooth, wide-range response. All models should be used with amplifiers having an input impedance of 50 to 250 ohms (with the exception of Model 750HL when set for high impedance). The Model 750HL should then be used with an amplifier having an input impedance of 50,000 ohms or more.

NOTE

Care must be taken when installing the microphone to ensure that cables do not run parallel to ac power lines, as hum may be induced into the audio circuit.

WARNING

TO PREVENT THE POSSIBILITY OF ELECTRICAL SHOCK, NEVER OPERATE ANY BASE STATION MICROPHONE BEFORE FIRST CONNECTING BOTH AMPLIFIER CHASSIS AND OTHER ASSOCIATED EQUIPMENT TO EARTH GROUND.

Specifications

Type

Dynamic

Frequency Response

60 Hz to 10 kHz

Sensitivity (re: 1 mW/10 μ bar at 1 kHz)

Model 750HL: -59 dB

Model 752: -56 dB

Impedance

Model 750HL: 200 ohms (low), 50k ohms (high)

Model 752: 200 ohms

© Telex Communications, Inc.: December 1996

TELEX[®]

Specifications subject to change without notice.

Specifications (Continued)

Switches

Model 750HL: 2 dpst leaf, 2 dpdt slide
 Model 752: 2 dpst leaf, 1 dpdt slide

Cable

20 feet (6.1 m) of 4-conductor, 2-shielded black pvc

Polar Pattern

Model 750HL: omnidirectional
 Model 752: cardioid

Material

Die-cast zinc alloy

Finish

Black textured enamel

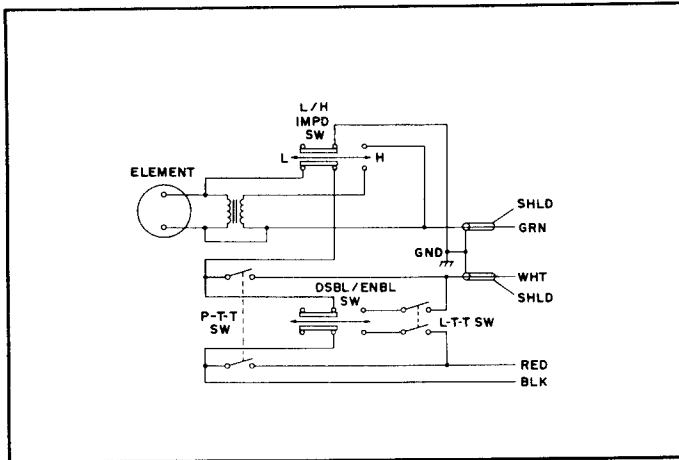
Weight

2-1/4 lbs (1.02 kg)

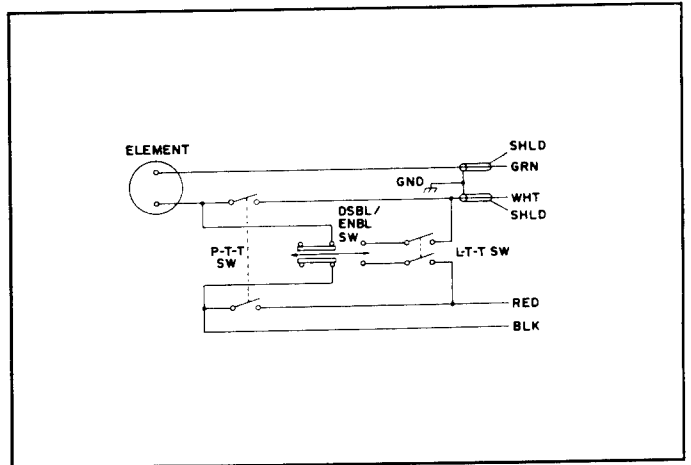
Dimensions

9 inches (229 mm) high by 6 inches (152 mm) deep by
 4 inches (102 mm) wide

Wiring Diagrams



Model 750HL



Model 752

Ordering Information

Model 750HL Catalog Number 75042-2
 Model 752 Catalog Number 75016-2



Telex Communications, Inc. • 9600 Aldrich Ave. So. • Minneapolis, MN 55420 U.S.A.