


Electro-Voice®



pro sound 2007

PROSOUND

Live For Sound

Founded in 1927 as a microphone company, Electro-Voice® has grown into one of today's dominant worldwide forces in design and manufacturing of top-quality products for broadcast, touring sound, permanently installed sound reinforcement and music playback systems.

Recognized the world over as a leader in audio technology, EV® is ubiquitous in performing arts centers, sport facilities, houses of worship, cinemas, dance clubs, transportation centers, theaters, and, of course, live music.

EV's reputation for providing superior audio products and dedication to innovation continues today. Whether EV microphones, loudspeakers systems, amplifiers or signal processors, the EV solution is always step up in performance and reliability. EV, a product brand of Telex Communications, Inc., shares technology with other Telex product brands: Dynacord®, Klark-Teknik®, Midas®, RTS®, and TELEX®.



1934—EV invents the hum-bucking coil for microphones (still a standard almost 70 years later).



1940s—EV introduces noise cancellation to microphones; revolutionizes tank and aircraft communications.



1954—EV introduces Variable-D® microphone technology, a means of eliminating the up-close bass boost of conventional, single-D directional microphones—for high vocal intelligibility under the typical varying conditions of use in churches and meeting rooms.



1963—EV receives an award from the Academy of Motion Picture Arts and Sciences for the development of a shotgun microphone—the 642 Cardiline®—which significantly advances the quality of sound on film.



1974—EV develops constant-directivity (CD) horns. For the first time, a loudspeaker maintains its rated coverage angles over a wide frequency range, for significantly more uniform sound quality and higher intelligibility throughout the audience.





2007



CONTENTS

2 - 3	EV milestones
4	Table of Contents
5	Index

Loudspeakers

6 - 7	EVI Vari Intense®
8 - 11	EVID™ System
12 - 13	FRI / FRI+ System
14 - 15	FRX / FRX+ System
16	MH-Series Stadium Horns
17	PLASMA™ Series
18 - 19	QRx Series
20 - 21	ZX4 / ZX5
22 - 23	ZX1 / ZX1i
24 - 26	Sx Series™ / SxA Series™
27	T-Series
28	Gladiator
28	Eliminator i®
28	Force i®
29 - 31	Xi Series™
32 - 33	X-Array™
34 - 35	X-Line™
36 - 37	XLC System
38 - 39	XLVC System
40	LAPS - Line Array Prediction Software
41 - 42	Floor-Monitors (overview)
43 - 44	Subwoofers
45 - 48	Cinema Systems
49 - 50	Outdoor Speakers
50	S-40 Ultracompact Monitor System
51 - 52	Components
53	HP-Horns
54 - 57	Flying & Mounting Hardware

Electronics

58	DX 38 Digital Sound System Processor
59	RACE Controller Software
60	AC One Analog Controller
61	Q-Series Amplifiers
62	PA Series Amplifiers
63	Contractor Precision Series Amplifiers
64	Compact Precision Amplifiers
65	Precision Series Linear Amplifiers
66 - 67	IRIS-Net
68	Precision Series Remote Amplifiers
69	Tour Grade Amplifiers

Wired Microphones

70	Cobalt™ Series / Live Performance RE Series
71	N/DYM® Series
72	Broadcast RE-Series / Live Interview Microphones
73	EV Blue Series
74	RE-Series Install Microphones
75	Polar Choice™ Series

Wireless Microphones

76 - 77	RE-1 Wireless System
78 - 79	RE-2 Wireless System
80	RE97 headworn / RE920 Instrument mic
81	Headworn / Lavalier
82 - 83	Wireless Accessories

Applications & Glossary

84 - 90	System Applications
91 - 94	Glossary

INDEX

635A(B)	72
635N/D-B	72
A-1	57
A-2	57
AB-2	83
AB-32	10
AB-34	10
AB-62	10
AB-64	10
AC One	60
APD-4	83
CB5	57
CDR-1000	77
Co11	70
Co4	70
Co5	70
Co7	70
Co9	70
CP1200	64
CP1800	64
CP2200	64
CP3000 S	64
CP4000 S	64
CPS1	63
CPS2	63
CPS2.11	63
CPS2.4	63
CPS2.6	63
CPS2.8	63
CPS2T	63
CSB-1000	77
CSH-1000	77
CSR-1000	77
CXU	83
DH2T	52
DH2T	52
DH3/DH2010A	52
DH7-8/DH7-16	52
DL10X	51
DL12BFH	51
DL12ST	51
DL15BFH	51
DL15ST	51
DL18MT	51
Dx 38	58
EBK-1	54
Eliminator i E	28
Eliminator i Sub	28,43
Eliminator I Sub E	28
Eliminator ii E	28
Eliminator KW	28, 43
EVI	7
EVI-12	7, 54, 55
EVI-15	7, 54, 55
EVI-28	6, 7, 55
EVID	8
EVID 12.1	9, 43, 54, 55
EVID 3.2/3.2T	9, 55
EVID 4.2/4.2T	9, 49, 55
EVID 6.2/6.2T	9, 49, 55
EVID C10.1	11, 43
EVID C4.2	11
EVID C8.2	11
EVID C8.2HC	11
EVID C8.2LP	11
EVM12L Black Label	51
EVX 155	51
EVX 180B	51
FA-500	83
Force i Monitor	28
Force i Sub	28
Force i Two-Way	28
FRi	54
FRi+122/64/66/94	12, 13
FRi+152/64/66/94	13
FRi+181S	43
FRi+181S	13
Fri-122/64/85	12, 13
Fri-152/64/85	13
Fri-181S	13
Fri-2082	12, 13, 54
Fri-28LPM	41
FRX+181	15, 43
FRX+640	15
FRX+660	15
FRX+940	15
G115	28
G118	28
Gladiator System	28
HM2	81
HM7	81
HP64	53
HP66	53
HP94	53
HP1240	53
HP4020	53
HP420	53
HP6040	53
HP64	53
HP640	53
HP66	53
HP9040	53
HP94	53
HP940	53
HPT64	53
HPT94	53
HS-3	10
HT94	53
IRIS	66,67
LAPS	40
LPA-500	83
MA-3	10
MB5	57
MH4020AC	16
MH6040AC	16
MH640AC/MH640AP	16
MH660AC/MH660AP	16
MH9040 AC	16
MH940AC/MH940AP	16
MTL1X	27,44
N/D267 a/as	71
N/D367 s	71
N/D468	71
N/D478	71
N/D767 a	71
N/D868	71
N/D967	71
ND6-8/ND6-16	52
OLM 10	81
P1200	65
P2000	65
P3000	65
P1200 RL	68
P1200 RT	68
P3000 RL	68
P900 RL	68
P900 RT	68
Plasma	17, 44
PolarChoice Desktop	75
PolarChoice FL	75
PolarChoice PLUS	75
PolarChoice Satellite	75
PolarChoice XLR	75
Q44	61
Q66	61
QRx112/75	18, 19, 41
QRx115/75	18, 19, 41
QRx118 S	19, 44
QRx153/75	19
QRx218	44
QRx(H)212/75	19
RACE	59
RE90TX	81
RE-1	76, 77
RE-2	78, 79
RE20	72
RE200	70
RE27	72
RE50	72
RE510	70
RE90	74
RE92	74
RE92TX	81
RM-D	83
S-40	50, 55
Sb122	24, 25,43, 54, 56
SbA760	26, 43
Sh-1	55
SL10-2V	48
SL12-2V	48
SL6.2	48
SL8.2	48
Sx100 +	24, 25
Sx250	24, 25, 41, 55
Sx300	24, 25, 41, 54, 56
Sx300PI/PIX	49
Sx500 +	24, 54, 56
Sx500 PI +	24, 49
Sx600PI	24, 49
Sx600PIX	49
Sx80	23, 24, 55
SxA100+	26, 42
SxA250	26, 41, 55
SxA360	26, 42
Sx-Series	55
T18	27
T221	27
T251	27
T251+	27
T252+	27
Terminal Covers	10
TL18-1ES	47
TL440	47
TL440M	47
TL880D	47
TL880DM	47
TP-2	83
TS550D-LX	46
TS9040	46
TS992-LX	46
ULM 21	81
UW 30	50
Variplex II	45
Variplex II XL	45
Variplex M	45
X-Array	32
Xb	33
Xcb	33
Xcn	33
Xds	33
Xf	33
Xi-1082	29, 31, 55
Xi-1122A/85F	29,31
Xi-1122MH64	31
Xi-1122MHA/64F	30
Xi-1123A/106F	30,31
Xi-1152A/64F	29, 31
Xi-1152A/94F	29, 31
Xi-1153A/64F	30
Xi-1183A/64F	30,31
Xi-1191A	31
Xi-2122MHA/42F	30,31
Xi-2123A/106F	30,31
Xi-2153A/64 F	30,31
Xi-2181(F)	31
Xi-2181A (F)	31
XLC 118	36, 37, 44
XLC 127DVX	36
XLC 215	36
XLC SYSTEM	36
XLCi 118	36, 37
XLCi 127DVX	36
XLD 281	39
XLE 181	39
X-Line	34
Xn	33
XS 212	39
Xsub(F)	35
XVHG	34
XVHL	34
Xvls	35
Xvlt	35
XVSD	34
XVSG	34
XVSL	34
Xw 12A	42
Xw 15A	42
ZX1	22
ZX1i	23,49
ZX4	20
ZX5	21
ZX5 PI	49

EVI Vari Intense®

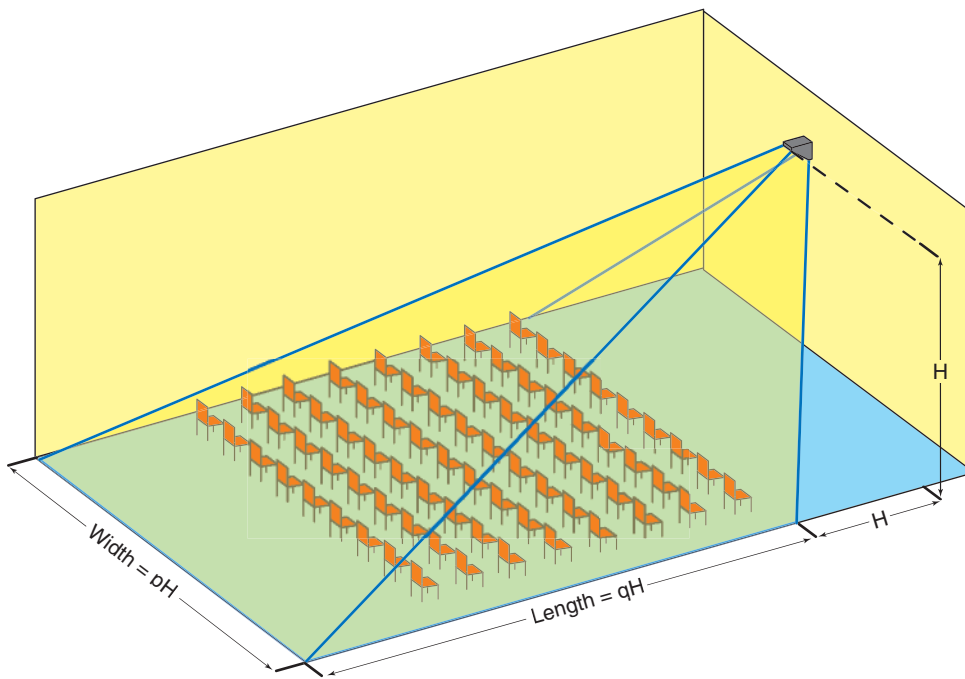
Electro-Voice®'s unique EVI Vari Intense® (VI) speakers are engineered to eliminate the need for additional long-throw horns or delayed sources in many rooms. The EVI Vari Intense® series provides an economical solution for permanent installations that require coverage over a rectangular area. In a typical room, the distance from the loudspeaker to the last row is two or more times that to the front row, resulting in a substantial loss in level and intelligibility at the rear. The VI horn delivers 6 to 8 dB more SPL to the back of the room, overcoming the level loss without resorting to the expense and complexity of additional speaker systems or components.

The problem is old; EV®'s solution is new. EVI is perfect for conference centers, houses of worship, halls, and other venues where evenly distributed SPL is essential. EVI systems are made of 18 mm 13-ply birch plywood (EVI 28: 12 mm 9-ply), texture-painted with a powder-coated metal grille.

A simple 3-2-1 rule-of-thumb applies for determining EVI coverage patterns: The pattern's width will equal twice the height of the room, and the pattern's length will equal three times the height. See the illustration below.

EVI Vari Intense® coverage pattern (3-2-1 Rule):

If speaker height = H, then coverage length = 3H, coverage width = 2H, and first row coverage = 1H



EVI-28

- Two-way, full-range loudspeaker
- Vented LF enclosure
- 1.25" voice coil (titanium diaphragm) HF
- PRO™ Driver protection circuit
- Time Path™ phasing plug
- Multi-angled housing
- Stacked, frequency-shaded woofers maintain vertical coverage angle down to 500 Hz with 120° (typical 180°); ideal for reverberant rooms
- Five 3/8" -16 hanging points



EVI Vari Intense®

EVI-12

- Two-way, full-range loudspeaker
- High sensitivity
- Vented LF enclosure
- 1.25" voice coil (titanium diaphragm) HF
- PRO™ Driver protection circuit
- Time Path™ phasing plug
- Multi-angled housing
- Five 3/8" -16 hanging points



EVI-15

- Two-way, full-range loudspeaker
- High sensitivity
- Vented LF enclosure
- 1.25" voice coil (titanium diaphragm) HF
- PRO™ Driver protection circuit
- Time Path™ phasing plug
- Multi-angled housing
- Five 3/8" -16 hanging points



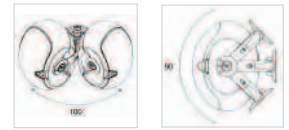
VI Horn

SPECIFICATIONS

	EVI-12	EVI-15	EVI-28
Frequency range (-3 dB)	45 Hz–20 kHz	45 Hz–20 kHz	62 Hz–20 kHz
Recommended high-pass frequency	—	—	—
Sensitivity (SPL 1 W/1 m)	99.5 dB	100 dB	93 dB
Max. SPL/1m (calc.)	129 dB	129.5 dB	123.5 dB
Long-term power handling	250 W	250 W	250 W
Short-term power handling	1,000 W	1,000 W	1,000 W
Coverage (H° x V°)	60° x 65°	60° x 65°	65° x 65°
LF driver	12"	15"	2 x 8"
HF driver (exit)	1" (DH2010A)	1" (DH2010A)	1" (DH2010A)
Crossover frequency	2,000 Hz	2,000 Hz	2,000 Hz
Nominal impedance (minimum)	8 Ω	8 Ω	8 Ω
Input connections	screw terminal	screw terminal	screw terminal
Dimensions (H x W at front x D)	554 x 356 x 699 mm 21.8" x 14" x 27.5"	584 x 429 x 766 mm 23" x 16.9" x 30.2"	353 x 496 x 523 mm 13.9" x 19.5" x 20.6"
Net weight	21.8 kg (48 lbs)	24.0 kg (53 lbs)	16.3 kg (36 lbs)

EV Innovative Design






- Dual Woofers for extended bass, greater power handling and output.
- Coherent Coverage Waveguide Horn design on models 4.2 and 6.2.
- Dual Low-Frequency Ports provide extended bass output.
- Treated Woofer Cones for added weather resistance and increased reliability.
- Durable Zinc-Plated Steel Grille.
- Cast Aluminum Strong-Arm-Mount™ (SAM™) system provides excellent strength and reliability.
- Over 100 degrees of swing and 90 degrees of rotation for incredible installation flexibility.
- Simple Keyed Hex Head Adjustments make installations quick and easy.
- Titanium Dome Tweeters with Neodymium Magnet structures provide clean highs and added weather resistance.
- One-piece ABS Cabinet provides outstanding strength and acoustic rigidity.
- Smooth Lines and Innovative Cosmetic Design complement any décor or environment.
- Magnetically Shielded Transducers allow placement close to sensitive equipment.



Design goes audio...



"EVID products are an important part of the 'Fun Ship' entertainment experience for our guests. In addition to being visually appealing, EVID offers great sound and dependable performance, regardless of sea conditions."
 Craig Palcisko, audio supervisor, Carnival Cruise Lines.





EVID 3.2/3.2T

- Two-way full range
- Vented LF enclosure
- 0.75" voice coil (titanium diaphragm) with Neodymium magnetic structure
- Full-bandwidth overload protection for HF and LF
- Three-dimensional ellipse (for compact look)
- Magnetically shielded for video applications
- Comes with Strong Arm Mount (SAM™) and a hex key
- Suspension insert for SAM™; safety point on rear side




EVID 4.2/4.2T

- Two-way full range
- Vented LF enclosure
- 1" voice coil (titanium diaphragm) with Neodymium magnetic structure
- HF section features Coherent Coverage Waveguide™ to minimize interference
- Full bandwidth overload protection for HF and LF
- Three-dimensional ellipse (for compact look)
- Magnetically shielded for video applications
- Comes with Strong Arm Mount (SAM™) and a hex-key
- Suspension insert for SAM™, safety point on rear side



EVID 6.2/6.2T

- Two-way, high-output full range
- Vented LF enclosure
- High sensitivity
- 1" voice coil (titanium diaphragm) with Neodymium magnetic structure
- HF section features Coherent Coverage Waveguide™ to minimize interference
- Full bandwidth overload protection for HF and LF
- Three-dimensional ellipse (for compact look)
- Magnetically shielded for video applications
- Comes with Strong Arm Mount (SAM™) and a hex key
- Suspension insert for SAM™; safety point on rear side



EVID 12.1

- Subwoofer
- Slot-loaded port design
- Dual-voice-coil, high-excursion transducer
- High sensitivity
- Built-in stereo crossover with high-pass output
- Trapezoidal
- Comes with mounting bracket (passed EIA 636 at a safety factor of 8:1) for on-wall or corner mounting
- One safety 3/8" -16 eyebolt included
- Suspension inserts and 2 x 3/8" hanging inserts
- Powered version (120v only) available



SPECIFICATIONS

	EVID 3.2/T	EVID 4.2/T	EVID 6.2/T	EVID 12.1
Frequency response (-10 dB)	85 Hz-20 kHz	65 Hz-20 kHz	62 Hz-20 kHz	40 Hz-140 Hz
Sensitivity (SPL 1 W/1 m)	87 dB	89 dB	94 dB	100 dB
Max. SPL/1m (calc.)	112 dB	115 dB	122 dB	128 dB
Long-term power handling	75 W	100 W	150 W	175/175 W
Short-term power handling	300 W	400 W	600 W	700/700 W
Transformer taps	70V: 5 W	70V: 3.75 W	70V: 7.5 W	—
(transformer version only)	100V: 10 W	70V/100V: 7.5 W, 15 W, 30 W	70V/100V: 15 W, 30 W, 60 W	—
Coverage (H° x V°)	140° x 100°	120° x 80°	100° x 80°	—
LF driver	2" x 3.5"	2" x 4"	2" x 6"	12"
HF driver	0.75"	1"	1"	—
Nominal impedance (non-transformer version)	8	8	8	8
Minimum impedance (non-transformer version)	6	6	6	6
Input connections	spring terminal	spring terminal	spring terminal	spring terminal
Dimensions (H x W at front x D)	234 x 127 x 165 mm 9.2" x 5.1" x 6.5"	310 x 175 x 216 mm 12.2" x 6.9" x 8.5"	419 x 228 x 298 mm 16.5" x 9" x 11.75"	412 x 584 (at front) x 305 mm 16.25" x 23" x 12"
Net weight (incl. mounting bracket)	1.5 kg (3.3 lbs)	3.9 kg (8.5 lbs)	5.3 kg (12 lbs)	18.1 kg (40 lbs)
Shipping weight (pair)	3.9 kg (8.6 lbs)	8.6 kg (19 lbs)	12.3 kg (27 lbs)	20 kg (48 lbs)

Premium Surface-Mount Speakers


Mounting Brackets

AB-34 and AB-64 360-degree Kits

The AB-34 and 64 series kits feature a 4-sided powder-coated steel mounting assembly that allows 4 EVID speakers to be mounted in an array to cover a 360-degree pattern. The mount offers additional flexibility in EVID system designs. The AB-34 works with the EVID 3.2 series and can be used with a threaded rod for suspension from the ceiling. The AB-64 is used with the EVID 4.2 or 6.2 series and can be used with a speaker stand tripod or hung from the ceiling using a threaded rod as shown. All necessary accessories and parts needed for use are included.

AB-32 and AB-62 180-degree Kits

The AB-32 and AB-62 series kits feature a 2-sided powder-coated steel mounting assembly allowing for 2 EVID speakers to be mounted in an array to cover a 180-degree pattern. The AB-32 works with the EVID 3.2 series and can be used with a threaded rod for suspension from the ceiling. The speakers can then be positioned on the bracket to cover a variety of patterns to best serve the installation requirements. The AB-62 allows the EVID 4.2 or 6.2 series speakers to be used with a speaker stand tripod or hung from the ceiling using a threaded rod as shown. All necessary accessories and parts needed for use are included.



Tabletop Stands

HS-3 Horizontal Tabletop Stand

The HS-3 horizontal tabletop stand allows the EVID 3.2 or 4.2 orientation on a table, meter bridge, desk, bookshelf or other flat surface. Ideal for portable applications, the stands are made of steel for strength and durability and include rubber feet to protect surfaces. Sold in pairs.



Other Accessories

TC Series Terminal Covers

The TC-4 and TC-6 terminal covers protect the input connections on the EVID speakers from the long-term effects of moisture. The covers are available for the EVID 4.2 and 6.2 series models. The covers easily attach to the rear input panel of the speaker and include a weatherproof cable connector.

MA-3 Mic Stand Adapter

The MA-3 is a microphone stand adapter that allows use of the EVID 3.2 with a standard boom mount microphone stand. Two adapter pieces allow a solid and secure junction between the microphone boom on one side and the microphone stand side on the other.

EVID Ceiling Speakers

LOUDSPEAKERS

The Intelligible Choice

No matter what the installation calls for, the new EVID ceiling speaker line can fill the need. Each model is unique and designed to meet the toughest “problem” job specifications. Sonically superior and esthetically pleasing, the EVID ceiling speaker line has no match. From the compact, powerful C4.2 to the exclusive waveguide-coupled design of the C8.2HC (patent pending) for high-ceiling environments; the EVID ceiling line will solve any installation requirement. All models meet NFPA/UL requirements for air handling spaces so they will be approved for any specification including emergency notification applications. The EVID ceiling speaker line was designed with the contractor and listener in mind. Great sound, simple installation, and exceptional value are all part of every model.

The key features

- Acoustically matched to the EVID surface mount speaker line
- Meets UL and NFPA regulations for air handling spaces
- Regardless of the acoustic and esthetic requirements there is an EVID ceiling monitor system to fit the requirements
- Solves any installation challenge
- Either 70V/100V or 8 ohm operation is standard on every model of the EVID ceiling speaker line. **No need to buy or stock special versions!**
- All installation accessories commonly needed for most jobs are included! No expensive add-ons are necessary!



Perfect for conventional rooms. Excellent bandwidth in an esthetically, unobtrusive installation profile. Its compact design fits in tight areas. Fully rated for use in air handling spaces. Its 4" woofer and waveguide coupled titanium coated dome tweeter give smooth, wide frequency response. The enclosure is ported and tuned to provide surprising bass response in such a compact package. Features an easy 3-point mounting system for quick installations. Comes complete with mounting support ring and tile rails. No additional accessories needed for most installations.

Never before has a ceiling speaker system delivered such a full range punch. Its specially tuned enclosure and 8" woofer provide amazing bass response. The 1" waveguide coupled tweeter give smooth controlled coverage out to 18 kHz. Perfect for installations where a flush-mount design is desired but demand for high quality audio exists. Features a 4-point mounting system which makes installations fast and easy. Comes complete with mounting support ring and tile rails. No additional accessories needed for most installations. A low-profile version (LP) is available for ceiling spaces with tight clearance.

The EVID C8.2HC is ideal for high ceiling and reverberant “problem” rooms. Its exclusive ported, waveguide-coupled 8" driver provides for excellent intelligibility and definition. The C8.2HC's patent pending design provides great coverage control throughout the voice range and above. No other speaker system provides the combination of excellent pattern control, wide bandwidth, high power handling and compact design like the C8.2HC. Features a secure 4-point mounting system which makes installations fast and easy. Comes complete with mounting support ring and tile rails. No additional accessories needed for most installations.

The C10.1 packs a large 10" subwoofer in a tuned high-performance enclosure to give amazing low frequency performance down to 45Hz! The C10.1 is one of the only quick-mount ceiling TRUE subwoofers available on the market. Flexible installation and powerful low-end performance make this an ideal companion to any EVID model. Features a secure 4-point mounting system which makes installations fast and easy. Comes complete with mounting support ring and tile rails. No additional accessories needed for most installations.

SPECIFICATIONS

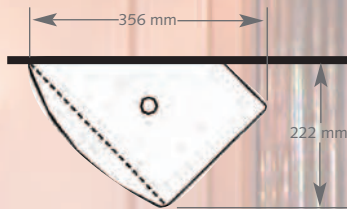

	EVID C4.2	EVID C8.2LP	EVID C8.2	EVID C8.2HC	EVID C10.1
LF Transducer	4" Polypropylene cone	8" Polypropylene cone	8" Polypropylene cone	8" Polypropylene cone +Waveguide	10" Polypropylene cone
HF Transducer	19 mm (0.75") Ti Mylar Laminate Dome	25 mm (1") Ti Mylar Laminate Dome	25 mm (1") Ti Mylar Laminate Dome	25 mm (1") Ti Mylar Laminate Dome	180° 94 dB
Frequency Response (-10 dB)	65 Hz - 20 kHz	50 Hz - 20 kHz	50 Hz - 20 kHz	50 Hz - 20 kHz	45 - 180 Hz
Power Handling(8 Ohms)	80 W (overload protected)	100 W (overload protected)	100 W (overload protected)	100 W (overload protected)	150 W
Coverage Pattern	130° conical	110° conical	110° conical	75° conical (@ >1 kHz)	180°
Sensitivity (1W/1m)	86 dB	91 dB	91 dB	93 dB	94 dB
Input Configuration	8 Ohms, 70 V, 100 V	8 Ohms, 70 V, 100 V	8 Ohms, 70 V, 100 V	8 Ohms, 70 V, 100 V	8 Ohms, 70 V, 100 V
Transformer Power Taps (W)	(1.88*), 3.75, 7.5, 15, 30	(1.88*), 3.75, 7.5, 15, 30	(1.88*), 3.75, 7.5, 15, 30	(7.5*), 15, 30, 60	(7.5*), 15, 30, 60
Dimensions (H x Dia.)	176 x 181mm 6.93" x 7.13"	178 x 270 mm 7.01" x 10.65"	255 x 270 mm 10.04" x 10.63"	303 x 320 mm 11.99" x 12.60"	303 x 320 mm 11.99" x 12.60"
Weight	2.7 kg (6.0 lbs.)	5.0 kg (11.0 lbs.)	5.0 kg (11.0 lbs.)	6.0 kg (13.2 lbs.)	7.0 kg (15.4 lbs.)
Acoustic Design		Ported cabinet, internally damped Two-Way, inc. passive crossover			Dual ported cabinet, internally damped
Cabinet Construction		Steel enclosure and UL94V-0 rated baffle and bezel			
Mounting System		Integrated 3-point toggle anchors			
Grille Construction		Powder-coated steel			
Available Colors		White (paintable surface)			

*70 V only

FRI / FRI+ Series

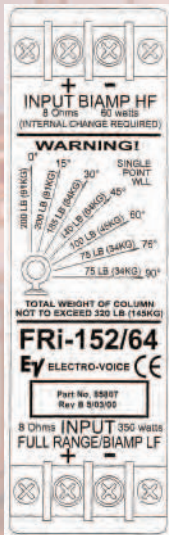
FRI Series brings premium EV components, including the DH2T compression driver and DL series woofers, to a new level of affordability. The FRI Series provides exceptional value where flexibility and performance is required in permanent installations. Suspension is achieved by using the numerous threaded mounting points. These allow flexible installation in any situation.

FRI systems are finished in black acrylic with 13-ply birch plywood and have a black powder-coated metal grille. Designed from the ground up for safe, attractive installations, FRI-122/64 and FRI-152/64 have the same 28-inch (711 mm) height as FRI-181S for uniform array appearance. FRI+ adds the performance of the large-format DH7 driver and the choice of more coverage pattern.



FRI-2082/28LPM

- 2-Way Full-range
- Vented LF enclosure
- 1" voice coil
- Low-profile slanted design
- 45° angle allows under-balcony, on-wall and stage monitoring applications
- Only FRI-2082 comes with mounting bracket!
- 2 x 3/8" -16 suspension points



Input-panel of a FRI-152/64



FRI-122/64/85

FRI+122/64/66/94

- | | |
|--|--|
| <ul style="list-style-type: none"> • 2-Way Full-range • Vented LF enclosure • 2" voice coil (titanium diaphragm) • Trapezoidal(15° per side) • Comes with 4 eyebolts • 12 x 3/8" -16 suspension points • Horn not rotatable in 85 version | <ul style="list-style-type: none"> • Two-way full-range loudspeaker • Switchable between full range and biamp • Vented LF enclosure • 3" voice coil (titanium diaphragm) • Trapezoidal cabinet (15° per side) • Comes with four eye bolts • Twelve 3/8" -16 suspension points |
|--|--|



FRI / FRI+ Series



FRI-152/64/85

- 2-Way Full-range
- Solid bass down to 42 Hz (-10 dB) allows pure full-range performance
- Vented LF enclosure
- 2" voice coil (titanium diaphragm) HF
- Trapezoidal (15° per side)
- Comes with 4 eyebolts
- 12 x 3/8" -16 suspension points
- Horn not rotatable in 85 version

FRI+152/64/66/94

- Two-way, full-range loud speaker
- Solid bass to 42 Hz (-10 dB) allows pure full-range performance
- Switchable between fullrange and biamp
- Vented LF enclosure
- 3" voice coil (titanium diaphragm) HF
- Trapezoidal cabinet (15° per side)
- Comes with four eyebolts
- Twelve 3/8" -16 suspension points



FRI+181S

- Subwoofer
- Vented slot load design
- Built-in low-pass filter (switchable for biamp operation)
- Trapezoidal (7.5° per side)
- Comes with 4 eyebolts
- 16 x 3/8" -16 suspension points



LOUDSPEAKERS

SPECIFICATIONS

	FRI-2082	FRI-122/64/85 / FRI+122/64/66/94	FRI-152/64/85 / FRI+152/64/66/94	FRI+181S
Frequency Range (-10 dB)	55 Hz - 20 kHz	50 Hz - 15 kHz	42 Hz - 15 kHz	36 - 160 Hz
Recommended High-Pass Frequency	50 Hz (12 dB/Oct.)	50 Hz (12 dB/Oct.)	40 Hz (12 dB/Oct.)	36 Hz (12 dB/Oct.)
Axial Sensitivity SPL 1W/1m (Biamp mode)	93 dB	97 dB (97/112 dB)	98 dB (98/112 dB)	97 dB
Max. SPL /1 m (calc.); full space	122 dB	128 dB	129.5 dB	129 dB
Continuous Power Handling (Biamp op.)	200 W	300 W (300 W/60 W)	350 W (350 W/60 W)	400 W
Peak Power Handling (Peak)	800 W	1,200 W	1,400 W	1,600 W
Coverage (nominal -6 dB) (H° x V°)	100° x 100° (CD Horn)	60° x 40°/80° x 50° (FRI) 60° x 40°/60° x 60°/90° x 40°(FRI+)	60° x 40°/80° x 50° (FRI) 60° x 40°/60° x 60°/90° x 40°(FRI+)	300° x 270°
LF woofer (transducer)	50mm x 203 mm (2" x 8")(---)	304mm (12") (DL12BFH)	1391 mm (5") (DL15BFH)	457 mm (18") (DL18MT)
HF throat diameter (transducer)	25 mm (1") (compr. driver)	25 mm (1") (DH2T)/1.4" (DH7) (FRI+)	25 mm (1") (DH2T)/1.4" (DH7) (FRI+)	---
Crossover Frequencies	2,800 Hz	1,600 Hz	1,600 Hz	130 Hz
Nominal Impedance (Biamp)	8	8 (8 Ω/8 Ω)	8 (8 Ω/8 Ω)	8
Input Connections	Barrier strips	Dual barrier strips	Dual barrier strips	Dual barrier strips
Dimensions (H x W at front x D)	222 x 620 x 356 mm 8.75" x 24.5" x 14"	711 x 401 x 445 mm 28" x 15.9" x 17.6"	711 x 483 x 589 mm 28" x 19" x 23.2"	711 x 597 x 762 mm 28" x 23.5" x 30"
Net Weight	18.2 kg (40 lbs.)	27.3 kg (60 lbs.)/29.5 kg (65 lbs.)	31.8 kg (70 lbs.)/34 kg (75 lbs.)	45.5 kg (100 lbs.)

FRX+ & FRX+PI-Systems

FRX+ Series loudspeakers are designed for applications in critical reverberant spaces where excellent directivity control is mandatory. Typical small-sized speaker systems are not able to maintain their rated coverage angles below 2000 Hz. Their wide beamwidth in the low midband is accompanied by serious degradation of speech intelligibility and clarity of music signals in such hostile environments.

EV's FRX+ systems are troubleshooters concerning these problems, providing excellent wideband directivity control. The all-horn-loaded, coaxial design comes up with sufficient

radiation surface to enable narrow coverage angles down to 250 Hz at moderate cabinet sizes.

FRX+ cabinets are texture-painted, 7-ply plywood with powder-coated steel grille backed with foam.

For outdoor purposes, FRX+ PI models are equipped with weatherized woofers, powder-coated stainless-steel grilles backed with multilayer foam and covered glandnut input panels.



FRX+ & FRX+PI-Systems

LOUDSPEAKERS



FRX+640 (60° x 40°)

FRX+660 (60° x 60°)

FRX+940 (90° x 40°)

Available as
weather-
resistant
PI-Version

- Two-way, high-output, full-range loudspeaker
- High sensitivity: 101 dB/1W/1m (passive); 109 HF/105 LF
- Coaxial horn-loaded
- Vented LF horn enclosure
- 2" voice coil (titanium diaphragm) HF
- Trapezoidal cabinet (15° per side)
- L-Track hardware (top/bottom)
- Four single-stud Ancra® fittings included
- 3/8" -16 suspension point (rear)
- Same dimensions as FRX-181 for uniform array appearance
- PRO™ Driver protection circuit
- Time Path™ phasing plug
- Directivity to 500 Hz
- DX38 presets for excellent directivity control



FRX+181

- Subwoofer
- Direct-radiating vented design
- Trapezoidal cabinet (15° per side)
- L-Track hardware (top/bottom)
- Four single-stud Ancra® fittings included
- 3/8" -16 suspension point (rear)
- Same dimensions as FRX-640/660/940 for uniform array appearance
- Solid response to 35 Hz (-10 dB)
- Maximum crossover point of 800 Hz allows combinations with HP horns.
- Coverage angles are greater than 100° x 100° at 800 Hz



SPECIFICATIONS

	FRX+640	FRX+660	FRX+940	FRX+181
Frequency range (-3 dB)	50 Hz–20 kHz	50 Hz–20 kHz	50 Hz–20 kHz	43 Hz–1,000 Hz
Recommended high-pass frequency	—	—	—	35 Hz (12 dB/Oct.)
Sensitivity (SPL 1 W/1 m)	105 dB	105 dB	105 dB	96 dB
Max. SPL/1m (calc.)	133 dB	133 dB	133 dB	128 dB
Long-term power handling (biamped)	400 W (400 W/60 W)	400 W (400 W/60 W)	400 W (400 W/60 W)	400 W
Short-term power handling	1,600 W	1,600 W	1,600 W	1,600 W
Coverage (H° x V°)	60° x 40°	60° x 60°	90° x 40°	omni
Directivity Index	14.1 dB (+1.9/-3.5 dB) 500 Hz–16 kHz	13.7 dB (+2.5/3.3 dB) 500 Hz–16 kHz	13.4 dB (+2.9/-3.2 dB) 500 Hz–16 kHz	3.8 dB 50 Hz–200 Hz
LF driver	15" (DL15)	15" (DL15)	15" (DL15)	18" (DL18MT)
HF driver (exit)	1" (DH2T)	1" (DH2T)	1" (DH2T)	—
Crossover frequencies (passive mode)	1,350 Hz	1,350 Hz	1,350 Hz	—
Nominal impedance (biamped)	8 Ω (8 Ω/8 Ω)	8 Ω (8 Ω/8 Ω)	8 Ω (8 Ω/8 Ω)	8 Ω
Input connections	Dual barrier strips	Dual barrier strips	Dual barrier strips	Dual barrier strips
Dimensions (H x W at front x D)	787 x 719 x 660 mm 31" x 28.3" x 26"	787 x 719 x 660 mm 31" x 28.3" x 26"	787 x 719 x 660 mm 31" x 28.3" x 26"	787 x 719 x 660 mm 31" x 28.3" x 26"
Net weight	68.95 kg (152 lbs.)	68.95 kg (152 lbs.)	68.95 kg (152 lbs.)	45.5 kg (105 lbs.)

MH-Series Stadium Horns

MH-Series stadium horns are designed for large-scale stadiums and arenas where high-fidelity sound and directivity control from low mid-bass frequencies and below are absolutely essential. In 1974, EV pioneered the concepts of constant directivity (horn angles that are constant with frequency) and Manifold® technology (which combines the

outputs of multiple transducers into one source). Large-format MH horns incorporate both in several horn/driver systems. Medium-format MH horns are excellent for short/medium throw applications or as infills for large-format MH-horns.

MH640AC/MH640AP

(60° x 40°)



MH660AC/MH660AP

(60° x 60°)

- Two-way, high output mid/high CD horn system
- High sensitivity: 107 dB/1 W/1 m
- Coaxial horn-loaded
- P version has passive crossover
- Water-resistant Kevlar® epoxy cone
- MB horn features Aperiodic Enhancer™ phase plug
- 2" voice coil (titanium diaphragm)
- HF driver protection circuit
- Uniform directivity control to 500 Hz
- All models have same dimensions for uniform-looking arrays
- 4 Integral hanging points

MH940AC/MH940AP

(90° x 40°)



MH 4020 AC

(40° x 20°)



MH 6040 AC

(60° x 40°)

- 2-way coaxial horn-loaded system
- Very high sensitivity
- Very high maximum SPL
- Full-range down to 100 Hz (-10 dB)
- Mid-Bass section features Aperiodic Enhancer™ and Manifold® Technology
- Water resistant (incl. Kevlar® epoxy cone)
- HF-horn with 2-inch throat diameter (Driver is of the designer's choice)
- Excellent uniform directivity control down to low frequencies
- Same front dimensions for uniform appearance when used in arrays
- 18 Integral hanging points

MH 9040 AC

(90° x 40°)



SPECIFICATIONS

MH640/660/940AC/AP

MH 4020 AC

MH 6040 AC

MH 9040 AC

Frequency range (-3 dB)	150 Hz-20 kHz	100 - 20,000 Hz	100 - 20,000 Hz	100 - 20,000 Hz
Recommended high-pass frequency	160 Hz (24 dB/Oct.)	130 Hz (24 dB/Oct.)	130 Hz (24 dB/Oct.)	130 Hz (24 dB/Oct.)
Sensitivity (AC;AP) (SPL 1 W/1 m)	107/111 dB; 107 dB	109 dB	107 dB	105 dB
Max. SPL/1m (calc.)	138 dB	146 dB	141 dB	139 dB
Long-term power handling (AC;AP)	300 W/60 W; 300 W	1,200 W	600 W	600 W
Short-term power handling (AC;AP)	1,200 W/240 W; 1,200 W	4,800 W	2,400 W	2,400 W
Coverage (H° x V°)	60° x 40°/60° x 60°/90° x 40°	40° x 20°	60° x 40°	90° x 40°
Directivity Index (500 Hz-20 kHz)	13.7 dB/13.7 dB/12.6 dB	18.0 dB	13.8 dB (+0.9/-1.1 dB)	10.2 dB (+0.9/-1.1 dB)
LF driver	10" (DL10X)	4 "x 10" (DL10X-SH)	2" x 10" (DL10X-SH)	2" x 10" (DL10X-SH)
HF driver (voice coil)	2" (DH2T)	2" (HP420A)	2" (HP640)	2" (HP940)
Crossover frequencies (slope in biamp mode)	1,600 Hz (24 dB/Oct.)	1,600 Hz (24 dB/Oct.)	1,250 Hz (24 dB/Oct.)	1,250 Hz (24 dB/Oct.)
Nominal impedance	16 /8 (AC); 8(AP)	2 x 8	8	8
Minimal impedance (mid-bass)	-	2 x 3.1	5.9	5.9
Input connections	Dual barrier strips	heavy-duty copper cable	heavy-duty copper cable	heavy-duty copper cable
Dimensions (H x W at front x D)	686 x 686 x 711 mm	1500 x 991 x 1880 mm	1500 x 991 x 1873 mm	1500 x 991 x 1534 mm
Net weight (Large format: without HF driver)	27" x 27" x 28"	59" x 39" x 73.9"	59" x 39" x 73.9"	59" x 39" x 60.4"
	27.2 kg (60 lbs.)	108 kg (237 lbs.)	75 kg (165 lbs.)	75 kg (165 lbs.)

PLASMA P1 & P2

PLASMA™ P1 Plasma P1's compact, ergonomically designed enclosure houses an EVX155RMD, Kevlar™-reinforced 15" LF transducer driven by a 4" voicecoil for well-defined transients and articulate vocals at all SPLs. The EV ND-6 neodymium HF compression driver with a 3" voicecoil coupled to an EV 80° x 55° horn provides extended HF response with very low distortion. A two-channel class-H amplifier provides a total of 700 watts of power but requires NO fan, permitting quiet operation, low maintenance, and long-term reliability. Coupled with signal processing for linear acoustic response, Plasma P1 delivers dynamic linearity to very high SPLs. Equipped with three L-track attachment points, Plasma can also be used with its proprietary PSA-V™

(Plasma Strong-Arm-Mount-Vertical) mounting system for easy flying and precise aiming. The multi-angle enclosure is available in left and right versions, thus allowing a 55° monitor angle onstage and mirror-image monitoring.

PLASMA™ P2 Plasma P2 represents a new generation of high-powered compact subwoofers. Designed to extend the very low frequency response of Plasma P1, it uses a class H-design amplifier driving an EVX180B 18" woofer. The patented LPN™ (Low-Pass-Notch) filter compensates for transient distortion in dynamic signals (such as kickdrums) to achieve a higher acoustic output and more punch than expected from such a compact enclosure.

PLASMA P1 (80° x 55°)

- 15" 2-Way Powered
- 80°x55° Speaker System
- Compact, ergonomically designed cabinet
- 550W + 150W dynamic output power
- 132 dB maximum SPL
- EVX155RMD 15" LF transducer
- ND6 HF compression driver
- Simple, versatile suspensions with PSA-V™ (Plasma Strong-Arm-Mount-Vertical)



PLASMA P2


- 18" powered subwoofer
- Compact, ergonomically designed cabinet
- 800W dynamic output power
- EVX180B direct radiating 18" woofer
- 132 dB maximum SPL
- Extended bass response
- Integrated heavy-duty casters for easy transport

SPECIFICATIONS

PLASMA P1

PLASMA P2

Frequency Response (-3 dB)	45 Hz - 17 kHz	40 Hz - 100 Hz
Frequency Range (-10dB)	38 Hz - 19 kHz	30 Hz - 110 Hz
Calc. Max SPL	132 dB	132 dB
Horizontal Coverage	80°	-
Vertical Coverage	55°	-
Amplifier Design	Class H	Class H
THD	<0.01%	<0.05%
Input Impedance	20 kOhms	20 kOhms
LF Amplifier Power	460W RMS (550W Peak)	550W RMS (800W Peak)
HF Amplifier Power	140W RMS (150W Peak)	-
High Pass Crossover (switchable)	100 Hz	-
Level Control	-∞ to +6 dB	-∞ to +6 dB
Input Sensitivity	+ 6 dB for full output	+ 6 dB for full output
LF Transducer	381mm (15") EVX155RMD	460mm (18") EVX180B
HF Transducer	35,6 mm (1.4") exit ND6 compression driver	-
Connectors:		
Balanced Line Inputs	XLR and 1/4" phone Combination	XLR and 1/4" phone Combination
Balanced Output	XLR	XLR
Power Requirement	100, 120, 230 or 240 VAC 50-60 Hz	100, 120, 230 or 240 VAC 50-60 Hz
Enclosure Material	13-ply Birch Plywood	13-ply Birch Plywood
Cabinet Finish	EC Coat	EV Coat
Grille	Powder-Coated Steel with cloth	Powder-Coated Steel with cloth
Dimensions (H x W x D) :	615 x 475 x 400 mm 24.2" x 18.8" x 15.7"	910 x 476 x 600 mm 25.8" x 18.8" x 23.6"
Net Weight	42,3 kg (93 lbs)	63,6 kg (140 lbs)



QRx Series

EV's compact QRx Series loudspeakers have become the go-to systems for contractors, regional sound companies, and anyone who wants to step up to high-end pro audio without blowing the budget. With integrated L-track rigging points on top and bottom, the QRx cabinets are easy to fly. The unique, asymmetrical, fully rotatable horn provides a 15-degree down angle to ensure HF coverage

where needed, while avoiding acoustic spill. EV's powerhouse DH7 large-format driver (3" voicecoil, 1.4" exit) provides the HF engine, while a selection of EV's DL and EVX woofers anchor the LF and sub frequencies. EV's combination of high-level components and unique design make the QRx Series one of the best and most versatile values in the industry.




Easy operation mode selection

QRx 112/75

- 2-Way High-Output Full-range
- High Sensitivity
- Ultra-linear frequency response
- Solid bass down to 52 Hz (-10 dB)
- Vented LF enclosure
- Asymmetric CD-horn aimed downward by 10°
- 3" voice coil (titanium diaphragm)
- Protection circuits for HF-driver and LF-woofer
- Easy external operation mode selection
- 5-side multi-angled housing with monitor slant











QRx as monitor

QRx 115/75

- 2-Way High-Output Full-range
- High Sensitivity
- Ultra-linear frequency response
- Solid bass down to 50 Hz (-10 dB)
- Vented LF enclosure
- Asymmetric CD-horn aimed downward by 10°
- 3" voice coil (titanium diaphragm)
- Protection circuits for HF-driver and LF-woofer
- Easy external operation mode selection
- 5-side multi-angled housing with monitor slant
- Same front width as QRx 118 S











QRx 212/75 / QRx 212H/75

- 2-Way Highest-Output Full-range
- High Sensitivity
- Ultra-linear frequency response
- Extended bass response down to 50 Hz (-10 dB)
- Vented LF enclosure
- Asymmetric CD-horn aimed downward by 10°
- 3" voice coil (titanium diaphragm)
- Protection circuits for HF-driver and LF-woofers
- Easy external operation mode selection
- Trapezoidal (10° per side)







QRx 153/75

- Three-way, high-output, full-range loudspeaker
- Biamp only
- Solid bass to 42 Hz (-10dB)
- Vented LF enclosure
- Asymmetrical CD horn aimed downward by 10°
- 3" HF voice coil (titanium diaphragm)
- Protection circuit for HF driver
- Trapezoidal cabinet (15° per side) for tight-pack situations
- Comes with L-track hardware and single-stud anca fittings



QRx 153/75



QRx 218 S

QRx 118 S

- Subwoofer
- Direct radiating vented design
- High Sensitivity
- Solid bass down to 30 Hz (-10 dB)
- Rectangular
- Equipped with shown features below



QRx 118 S



QRx 218 S

- Subwoofer
- Direct radiating vented design
- High Sensitivity
- Solid bass down to 31 Hz (-10 dB)
- Rectangular
- Also perfect in combination with large HP and MH horns
- Equipped with shown features below
- Flyable version available



QRx subwoofer features



Rubber feet

SPECIFICATIONS

	QRx112/75	QRx115/75	QRx153	QRx(H) 212/75	QRx118	QRx218S
Frequency Range (-10 dB)	52 Hz - 18 kHz	45 Hz - 15 kHz	42 Hz - 20 kHz	50 Hz - 15 kHz	38 - 250 Hz	35 - 250 Hz
Frequency Range (-3 dB) with controller amp	46 Hz - 18 kHz	48 Hz - 18 kHz	50 Hz - 16 kHz	43 Hz - 18 kHz	36 - 130 Hz	35 - 125 Hz
Recommended High-pass frequency	45 Hz (12 dB/Oct.)	45 Hz (12 dB/Oct.)	—	45 Hz (12 dB/Oct.)	36 Hz (12 dB/Oct.)	35 Hz (12 dB/Oct.)
Axial Sensitivity SPL 1W/1m (Biamp operation)	98 dB (100/112 dB)	98 dB (101/112 dB)	98/105 dB —	102 dB (102/112 dB)	98 dB —	99 dB —
Max. SPL / 1m (calc.)	131 dB	130 dB	130 dB	136 dB	131 dB	140 dB
Continuous Power Handling	300 W (300 W/75 W)	400 W (400 W/75 W)	400 W/150 W/150 W	600 W (600 W/75 W)	600 W	1,200 W
Peak Power Handling (Biamp)	1,200 W (1,200/300 W)	1,600 W (1,600/300 W)	1,600 W/600 W/600 W	2,400 W (2,400/300 W)	2,400 W	4,800W
Coverage (nominal -6 dB) H° x V°	75° x 50° (asym. CD horn)	75° x 50° (asym. CD horn)	75° x 50° (asym. CD horn)	75° x 50° (asym. CD horn)	essentially omni	essentially omni
LF woofer (transducer)	12" (DL12BFH)	15" (DL15ST)	15" (DL15ST)	2 x 12" (DL12BFH)	1x18"(EVX-1808)	2 x 18" (EVX-1808)
VC diameter	3" (DH7)	3" (DH7)	8" MF8 MF/ 3" DH7 HF	3" (DH7)	---	---
Crossover Frequencies (slope in Biamp mode)	1,500 Hz (24 dB/Oct.)	1,500 Hz (24 dB/Oct.)	1,200 Hz	1,500 Hz (24 dB/Oct.)	100 Hz (24 dB/Oct.)	100 Hz (24 dB/Oct.)
Nominal Impedance (Biamp mode)	8 Ω (8 Ω/8 Ω)	8 Ω (8 Ω/8 Ω)	8 Ω/12 Ω/12 Ω	4 Ω (4 Ω/8 Ω)	8 Ω	4/8 Ω
Input Connections	2 Neutrik® NL4	2 Neutrik® NL4	2 Neutrik® NL4	2 Neutrik® NL4	2 Neutrik® NL4	2 Neutrik® NL4
Dimensions (H x W at front x D)	675 x 390 x 372 mm 26.6" x 15.36" x 16"	759 x 450 x 407 mm 29.9" x 17.72" x 16.02"	1,240 x 467 x 485 mm 41.5" x 18.4" x 19.12"	990 x 390 x 375 mm 38.98" x 15.47" x 14.77"	900 x 450 x 600 mm 35.5" x 17.7" x 23.6"	11,015 x 560 x 600 mm 40" x 22.05" x 23.6"
Net Weight (subs without wheel kit)	26.0 kg (58 lbs.)	32.0 kg (71 lbs.)	47 kg (97 lbs.)	36.5 kg (80 lbs.)	47.5 kg (100 lbs.)	68 kg (150 lbs.)

ZX5

The Advanced Generation of Versatile, High-Performance Lightweight Speakers

Founded on more than 20 years of experience in building professional lightweight loudspeakers based on polypropylene enclosures and high-end components, ZX loudspeakers comprise a new family that includes all of EV's expertise in sound reinforcement for mobile and fixed install business.

Incorporating brand-new, high-power series woofers and drivers, the new elegant style molded cabinets combine mechanical solutions for all permanent installation and mobile stage application demands.

ZX5 family features

- DVX-3150 : New high-power 15" woofer
- ND2 : New 2" voicecoil Neodymium compression driver
- New asymmetrically molded polypropylene enclosure
- Internal passive crossover (switchable to biamp)
- 10 x metric inserts (M8)
- 3 Ancra single-stud fittings (5 attachment points)
- Integrated pole-mount adapter
- Powder-coated full-face steel grille backed with foam
- Standard floor monitor angle 45°, adjustable to 55° with integrated monitor feet

ZX5 is available as 90° x 50° or 60° x 60°, in black or white finish. Both horn patterns are also for outdoor use, these black PI versions come up with powder-coated stainless steel grilles and waterproof glandnut input panels with SJO cable.

- weather resistant
- white
- flying hardware
- mounting hardware
- bi-amping
- RMD™



Product Matrix

Model	Pattern (H x V)	Color	Weather-resistant IP44
ZX5-90B	90° x 50°	black	
ZX5-60B	60° x 60°	black	
ZX5-90W	90° x 50°	white	
ZX5-60W	60° x 60°	white	
ZX5-90PI	90° x 50°	black	X
ZX5-60PI	60° x 60°	black	X



SPECIFICATIONS*

	ZX5-60 (B, W & PI Versions)	ZX5-90 (B, W & PI Versions)
Frequency range (+/-3 dB)	52-16 kHz	
Recommended Hi-Pass Frequency	36 Hz	
Axial sensitivity SPL 1W/1m	98 dB	
Maximum SPL (calc.); full space	132 dB	
Long Term Power Handling (LF/HF)	600 W (500W/40W)	
Short Term Power Handling (Peak) (LF/HF)	2,400 W (2000W/160W)	
Coverage, H° x V° (nominal -6 dB)	60° x 60°	90° x 50°
LF transducer	15" DVX-3150	
HF transducer	2" ND2	
Crossover Frequencies	1.500 Hz	
Nominal Impedance (LF/HF)	8 Ohms (8/8 Ohms)	
Minimum Impedance	6.5 Ohms	
Input Connections	2 x four-pin Speakon / glandnut SJO cable (PI versions)	
Dimensions (H x W at front x D)	692 x 446 x 411 mm (27.24" x 17.56" x 16.18")	
Net Weight	22.5 kg (49.6 lbs.)	

ZX4

The Advanced Generation of Versatile, High-Performance Lightweight Speakers

Sharing an enclosure with it's "big brother" the ZX5, the ZX4 is designed mainly for portable applications such as performing artist, musicians and small bands. It benefits from the same large format EV horn design that provides

better throw and better intelligibility than small format horn, which can only control the higher frequencies, but not the entire vocal range.

ZX4 features

- 15-2-Way with EVS15SF woofer
- DH3 1,25" titanium HF driver
- 400 Watt cont. 1600W Peak
- High sensitivity (100dB)
- Adjustable monitor angles 45° and 55°
- Large Format 90° x 50° EV horn



SPECIFICATIONS

ZX4

Frequency Response* (-3 dB)	60 Hz - 20 kHz
Frequency Response* (-10 dB)	42 Hz - 20 kHz
Power Handling (long term/Peak)	400W/1600W
Sensitivity 1W/1m	100 dB
Max SPL (calc.)	132 dB
Low Frequency Driver	EVS15SF, 15" woofer
High Frequency driver	DH3, 1.25" voice coil compression driver
Box Tuning Frequency	50 Hz
X-over frequency	1500 Hz
Impedance (nom./min.)	8 Ohms / 6.5 Ohms
Dispersion (H x V)	90° x 50°
Input connector	Speakon NL4
Suspension:	enclosure has locations for 3 single stud attachment plates and 8 forged steel eyebolts-2 on top, 2 on side, and 4 on rear of enclosure
Dimensions H/W/D	686mm x 445mm 406mm (27.00" x 17.50" x 16.00")
Net Weight	20.2kg (44.5 lbs)
Shipping Weight	23.8kg (52.5 lbs)

* Half Space



ZX1

Compact Flexibility - Performance - Design

The ElectroVoice ZX1 family of speaker systems is truly an industry first. Never before has a single speaker design been so closely customized to a wide range of audio applications. Consisting of 8 distinct versions, a ZX1 model is available to

fit the need whether it's part of a portable PA for a local band or a large distributed sound system for a major audio installation.

ZX1 features

- EV8L high performance 8" woofer
- Exclusive port design for extended LF response
- 200W cont., 400W program power handling,
- Integrated overload protection
- DH2005 true compression driver (1,25" voice coil)
- Rotatable 90 x 50 HF horn
- Integrated monitor angle
- Integrated pole-mount adapter and handle
- 4 metric inserts for additional mounting options
- 2 Neutik NL4 connectors
- Available in black and white



ZX1i

Delivering on this promise for fixed audio installations, the ZX1i model is the new standard of no compromise audio performance and versatility in an easy to install, lightweight and compact package. Finally, a compact high performance loudspeaker system designed exclusively for the professional contractor to use in dozens of different fixed installations. It

doesn't matter if your requirements are providing a compact sound reinforcement system in a church, a complex background music system in a sports bar or other high-energy environment or fill sound in a large auditorium, the ZX1i can solve the problem.

ZX1i features

- EV8L weatherized woofer
- DH2005 true compression driver
- 100 x 100 and 90 x 50 coverage pattern
- Weatherized for indoor and outdoor use
- "Clickn' Mount" Quick SAM mounting system for wide range of motion included
- 4-pin detachable Phoenix-style connector
- Dedicated transformer models with wide range of selectable tabs



SPECIFICATIONS

	ZX1-90 (Portable Version)	ZX1i-90 (Fixed Install Version)	ZX1i-100 (Fixed Install Version)	ZX1i-100t (70v/100v Version)
Frequency range (-10 dB)	48 Hz - 20 kHz	48 Hz - 20 kHz	48 Hz - 20 kHz	48 Hz - 20 kHz
Recommended Hi-Pass Frequency				
Axial sensitivity SPL 1W/1m	94 dB (1W/1m)	94 dB (1W/1m)	92 dB (1W/1m)	92 dB (1W/1m)
Maximum SPL (calc.); full space	123dB	123dB	121dB	121dB
Long Term Power Handling (LF/HF)	200W Continuous	200W Continuous	200W Continuous	200W Continuous
Short Term Power Handling (Peak) (LF/HF)	400W Program	400W Program	400W Program	400W Program
Coverage, H° x V° (nominal -6 dB)	90° or 50°	90° or 50°	100°	100°
LF transducer	EV8L, 8 in (203mm)	EV8L, 8 in (203mm)	EV8L, 8 in (203mm)	EV8L, 8 in (203mm)
HF transducer	DH2005, 1 in. (25.4mm)	DH2005, 1 in. (25.4mm)	DH2005, 1 in. (25.4mm)	DH2005, 1 in. (25.4mm)
Crossover Frequencies				
Nominal Impedance (LF/HF)	8 Ohms		8 Ohms	8 Ohms
Minimum Impedance				
Input Connections	Two NL4 Connectors	4-Pin detachable	4-Pin detachable	4-Pin detachable
Dimensions (H x W at front x D)	17.15"x11.12"x10.35" 451mm x 282mm x 263mm	17.15"x11.12"x10.35" 451mm x 282mm x 263mm	17.15"x11.12"x10.35" 451mm x 282mm x 263mm	17.15"x11.12"x10.35" 451mm x 282mm x 263mm
Net Weight	8.4kg (18.5 lbs)	8.4kg (18.5 lbs)	8.4kg (18.5 lbs)	10.4kg (23.0 lbs)

LOUDSPEAKERS

Sx-Series™

EV's Sx Series loudspeakers have been the industry standard for lightweight, high-performance loudspeakers, a standard against which all others are measured. Their versatility is reinforced by their rich portfolio of accessories, from wall-mount and array brackets to monitor feet and

transport bags. The Sx series has powered everything from local wedding bands to the clogs of "Riverdance" to football games at Notre Dame Stadium, and the new Sx600 dominated the stadiums at the 2004 Olympic Summer Games in Athens, Greece.

Sx 80

- 2-Way Full-range
- Vented LF enclosure
- 1" voicecoil (titanium diaphragm)
- PRO™ Driver protection
- HF-horn features Varipath™
- Trapezoidal
- Compact dimensions
- 7 x M6 and 4 x M5 inserts
- For overview of variants, see chart at right



Sb 122/PI/PIX

- Subwoofer
- Direct radiating vented design
- Trapezoidal (25° per side)
- Lo-Pass Filter
- 4 x M8x1.25 attachment points
- Sb122PI outdoor version
- Sb122PIX fro 70V/100V



Sx 100 +

- 2-Way Full-range
- Vented LF enclosure
- 1.25" voice coil (titanium diaphragm)
- PRO™ Driver protection circuit
- HF-horn features Varipath™
- Trapezoidal (25° per side)
- Physical characteristics of Sx 300 with slightly lower sensitivity
- 4 x M8x1.25 attachment inserts



Sx 300/PI/PIX

- 2-Way Full-range
- High Sensitivity
- Ultra-linear frequency response
- Vented LF enclosure
- 1.25" voice coil (titanium diaphragm)
- PRO™ Driver protection circuit
- HF-horn features Varipath™
- Trapezoidal (25° per side)
- 4 x M8x1.25 attachment inserts
- Overview of variants see right spread sheet
- Sx300 PI outdoor version
- Sx300 PIX for 70V/100V



Sx 250

- 2-Way Full-range
- Extended bass response
- 15" DL-Woofer
- 1.25" titanium diaphragm
- 80 x 55 degree horn pattern
- 18mm plywood enclosure
- Rugged FUTURA™ finish
- Five sided, multi-angle cabinet
- Built-in stand mount
- Suspendable using optional SK-1 kit





Sx 500 +

- 2-Way High-Output Fullrange
- High sensitivity
- Short horn-loaded, vented LF enclosure
- Asymmetric CD horn aimed downward by 10°
- 2" voice coil (titanium diaphragm)
- PRO™ Driver protection circuit
- HF horn features Varipath™
- Operation mode by pin arrangement
- Multi-angled array housing
- 8 x M8 x 1.25 attachment points



Sx600 PI/PIX

- Two-element vertical line array
- For highest output outdoors
- Very high sensitivity (105 dB/1W/1m)
- High intelligibility
- Two 12" woofers
- DH2T driver on 65° x 65° Varipath horn
- All-weather cabinet
- SuperSAM mounting, 60° x 180° adjustable
- Waterproof connection by SJO cable with gland nut
- Internal 600 W transformer available (SX600PIX)

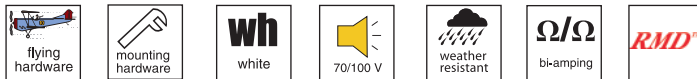


Sx 500 PI +

- Weatherproofed version of Sx 500+ for outdoor applications
- Weather-resistant woofer
- Polyester-mesh water shield
- Comes with foam part plugs for increased water resistance



Feature overview for Sx-Series™



	flying hardware	mounting hardware	white	70/100 V	weather resistant	bi-amping	RMD™	input connectors
Sx 80 B/W	X	X	X				X	push-pins
Sx 80 BE	X	X					X	Speakon
Sx 80 TB/TW	X	X	X	1.9/3.8/7.5/15/30/60 W			X	covered barrier strip
Sx 100 + E/W	X	X	X		X		X	2 Speakon
Sx 300 E/EW	X	X	X		X		X	2 Speakon
Sx 300 PI	X	X			X		X	2 Speakon
Sx 300 PIX	X	X		100/140/200W (100V taps)	X		X	2 Speakon (100V taps via Pin arrangement)
Sx 500 +	X	X				X	X	Speakon
Sx 500 PI +	X	X			X	X	X	Speakon
Sx600(PI)		X			X		X	Connectors (SJO cable with gland nut)
SX600PIX		X		X	X		X	Connectors (SJO cable with gland nut)
Sb 122	X	X	X	PIX	PI		X	Speakon

SPECIFICATIONS

	Sx 80	Sx 100 +	Sx 300	Sx 250	Sx 500+	Sx600PI	Sb 122
Frequency Range (-10 dB)	51 Hz - 20 kHz	60 Hz - 20 kHz	50 Hz - 20 kHz	50 Hz - 20 kHz	43 Hz - 20 kHz	70 Hz - 18 kHz	45 - 600 Hz
Recommended High-Pass Frequency	---	---	---	45 Hz (12 dB/Oct.)	43 Hz (12 dB/Oct.)	90 Hz	48 Hz (12 dB/Oct.)
Axial Sensitivity SPL 1W/1m (Biamp mode)	92 dB	98 dB	99 dB	99 dB	100 dB	105 dB	99 dB*
Max. SPL / 1m (calc.); full space	121 dB	127 dB	131 dB	130 dB	132 dB	138 dB	131 dB*
	(100V: 110 dB)		(100V: 123 dB)				
Long-Term Power Handling (low Z) (100V resp. Biamp)	175 W (60 W/100V)	200 W	300 W (200 W/100V)	350 W	400 W	600 W	400 W
Short-Term Power Handling (Peak), low Z	700 W	800 W	1,200 W	1,400 W	1,600 W	2,400 W	1,600 W
Coverage (nominal -6 dB) H° x V°	90° x 60° (CD Horn)	65° x 65° (CD Horn)	65° x 65° (CD Horn)	80° x 55° (CD Horn)	75° x 60°	65° x 65°	essentially omni
Directivity Index (800 - 16,000 Hz)	9.2 dB (+2.3/-3.9 dB)	11.1 dB (+2.4/-4.1 dB)	11.1 dB (+2.4/-4.1 dB)	11.6 dB (+3.0/-6.9 dB)	15.2 dB (+3.0/-6.9 dB)	11.3 dB	---
LF woofer (transducer)	8" (---)	12" (---)	12" (DL12BFH)	15" (DL15BFH)	15" (DL15ST)	2 x 12" (ND12, DL12BFH)	12" (EVS12)
HF throat diameter (transducer)	1" (DH2005)	1" (DH2010A)	1" (DH2010A)	1" (DH2010A)	1" (DH2T)	1" (DH2T)	
Crossover Frequencies	2,200 Hz	1,500 Hz	1,500 Hz	1,600 Hz	1,600 Hz	1,800 Hz	160 Hz
Nominal Impedance (non-transformer)	8 Ω	8 Ω	8 Ω	8 Ω	8 Ω	4 Ω	8 Ω
Minimum Impedance (non-transformer)	7.2 Ω	5.6 Ω	6.0 Ω	5.2 Ω	5.2 Ω	3.5 Ω	6.0 Ω
Input Connections	see above	see above	2 four-pin Speakon	2 four-pin Speakon	2 four-pin Speakon	SJO cable/gland nut	2 four-pin Speakon
Dimensions (H x W at front x D)	400 x 292 x 222 mm 15.75" x 11.5" x 8.75"	586 x 429 x 312 mm 23.07" x 16.89" x 12.28"	586 x 429 x 312 mm 23.07" x 16.89" x 12.28"	625 x 431 x 330 mm 24.6" x 16.97" x 12.99"	838 x 673 x 448 mm 32.99" x 26.5" x 17.64"	1163 x 429 x 312 mm 45.79" x 16.89" x 12.28"	586 x 429 x 312 mm 23.07" x 16.89" x 12.28"
Net Weight	8.2 kg (T/PIX: 9.3 kg) 18.1 lbs. (T/PIX: 20.5 lbs.)	14.5 kg 32 lbs	14.5 kg (PIX: 17.7 kg) 30 lbs. (PIX: 49.0 lbs.)	18.1 kg 39.9 lbs.	31.3 kg 69 lbs.	36.3 kg 80 lbs.	14.6 kg 32.2 lbs.

SxA Series



SxA100+

Versatile 12", 2-way powered speaker

- Very compact, lightweight, robust polypropylene enclosure
- Real fullrange 55 Hz – 20k Hz for front-of house or monitor (with F200 monitor adapter)
- Biamped with 350 W plus 80 W peak power for a very dynamic musical response
- Mixable microphone and line inputs with a 2-band EQ
- 65° x 65° CD horn from the famous Sx 300 for an outstanding acoustic performance
- Fully compatible with Sx mounting hardware and accessories
- Pole-mount adapter



SxA100+ / SxA360

SxA250

Compact 15", 2-way powered speaker

- 7-ply plywood enclosure with EV Coat cover; extremely scratch resistant
- 5-side enclosure with 45° monitor angle
- True fullrange (55Hz – 20kHz) for front-of-house or monitor applications
- Biamped at 350W plus 80W peak power for a very dynamic musical response
- Mixable microphone and line inputs and a 2-band EQ
- EV DL15 woofer with cast aluminium frame
- DH2010A 1.25" driver with 80° x 55° CD horn
- Pole-mount adapter



SxA250



Sb760

SxA360

The lightweight power package

- 129 dB SPL max. from a 36.6-lb. powered speaker
- 55 Hz - 20 kHz bandwidth for front-of-house or monitor
- DH2T 2" driver on 65° x 65° CD horn
- Built-in pole-mount adapter
- Built-in two-way amplifier: 350 W(LF)/150 W(HF) output power
- Fits all Sx300 mounting accessories
- Line in and loop thru via XLR
- PowerCon AC power connector

SbA760

Powered subwoofer

- 760 W amplifier power
- Compact, ergonomic design for easy transportation
- 15" EVS15 woofer
- Built-in stereo crossover with PowerMax12 filter
- LPN filter for extended bass response
- Dynamic Limiter and full protection package
- Integrated pole mount
- EV Coat-covered, four-wheeled cabinet

SPECIFICATIONS

	SxA100+	SxA250	SxA360	SbA760
Frequency Response (-10dB)	55Hz to 20kHz	55Hz to 20kHz	60Hz to 18kHz	45 Hz - 150 Hz
Rated Output Power				760 W
long term	LF150/HF 50Watts	LF150/HF 50Watts	LF350W/HF 150Watts	
10ms burst	LF350W/HF 80W	LF350W/HF 80W		
Max. Sound Pressure Level	124 dB	126 dB	129 dB	128 dB
HF Coverage (nominal)	65° x 65°	80° x 55°	65° x 65°	—
Components				
LF	12" woofer	DL15BFH	DL12BFH	EVS 15 S
HF	DH 2010A	DH 2010A	DH2T	
Inputs	Microphone Input (XLR) Line Level Input (XLR/1/4") XLR out (slave)	Microphone Input (XLR) Line Level Input (XLR/1/4") XLR out (slave)	XLR and 1/4" phone Combination XLR	2 x XLR/jack combo input 2 x XLR slave through 2 x XLR Mid/Hi out
Level Controls	Mic Level (-35 dBu to 0 dB) Master Level (- infinity to 0 dB)	Mic Level (-35dBu to 0dB) Master Level (- infinity to 0dB)	Line level (-infinity to +6dB)	-infinity to +10 dB
2-Band EQ	LF: +/- 6dB HF: +/- 4dB	LF: +/- 6dB HF: +/- 4dB		—
Power Requirement	120V or 220-240V 50/60Hz	120V or 220-240V 50/60Hz	120V or 220-240V 50/60Hz	120V or 220-240V 50/60Hz
Dimensions	586 x 429 x 312 mm	625 x 437 x 333 mm	586 x 429 x 312 mm	603 x 428 x 665 mm
(heights x width x depth)	23.07" x 16.89" x 12.28"	24.60" x 17.20" x 13.11"	23.07" x 16.89" x 12.28"	23.74" x 16.85" x 26.18"
Weight (net)	19,5 kg (43 lbs.)	22,2 kg (48.94 lbs.)	16,6 kg (36.6 lbs.)	43 kg (94.8 lbs.)

T - Series

T-Series is optimized for the best performance and price for the mobile audio market. It uses the finest EV components: DL woofers, HP horns and DH2T 2" coil compression driver. All HF drivers are protected by the famous PRO™ circuit. T221M is made of 13-ply; T251+/T252+ are made of 7-ply. All cabinets are black carpet covered except T221M which is black texture painted. T251+/T252+ are trapezoidal 10° per side. T251+ features a stand mount. T-Series is protected by a black full-face perforated heavy-duty metal grille.

T18



- 18" LF system
- DL18MT 18" woofer adds more bass impact to other T-Series™ systems
- Unique SubScoop™ enclosure combines the low-frequency extension of a vented box with the punch and throw of horn loading
- Includes mounting socket and 30" steel pole for full-range satellite systems

T221



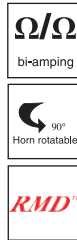
- Two-way, 12", medium-throw, full-range system
- High-performance 12" woofer
- Integral stand-mount adapter accommodates the optional 100BK stand
- Biampable

T251+



- Two-way, 15" medium-throw, full-range system
- DL15RMD 15" woofer for great bass and a high degree of midrange clarity
- Integral stand-mount adapter fits the optional 100BK stand
- RMD™
- Biampable

T252+



- Two-way, dual-15", medium-throw, full-range system
- Dual DL15RMD woofers combine for powerful bass output and high sensitivity
- Frequency shading (roll-off) of the lower woofer above 400 Hz keeps midrange output clean and free of interference lobes
- Biampable

MTL-1X



- Dual-18" low-frequency system
- Unique SubScoop™ enclosure combines the punch and directionality of a horn with the extended response of a vented box
- EVX-180B ultrahigh-performance 600-watt woofers for maximum output

SPECIFICATIONS

	T18	T221	T251+	T252+	MTL-1X
Frequency Range (-10 dB)	33 - 250 Hz	70 Hz - 16 kHz	45 Hz - 16 kHz	44 Hz - 16 kHz	45 - 160 Hz
Recommended High-Pass Frequency	33 Hz (12 dB/Oct.)	80 Hz (12 dB/Oct.)	45 Hz (12 dB/Oct.)	44 Hz (12 dB/Oct.)	38 Hz (12 dB/Oct.)
Axial Sensitivity SPL 1 W/1 m (Biamp operation)	99 dB	100 dB (100/112 dB)	98 dB (98/112 dB)	101 dB (101/112 dB)	101 dB
Max. SPL /1 m (calc.); full space	132 dB	133 dB	130 dB	136 dB	137 dB
Continuous Power Handling	400 W	400 W (400 W/60 W)	400 W (400 W/60 W)	800 W (800 W/60 W)	1,200 W
Peak Power Handling (Peak)	1,600 W	1,600 W	1,600 W	3,200 W	4,800 W
Coverage (nominal -6 dB) H° x V°	Omnidirectional	60° x 40° (CD Horn)	60° x 40° (CD Horn)	60° x 40° (CD Horn)	Omnidirectional
Directivity Index		9.5 dB (+2.0/-1.5 dB) 800 Hz - 16 kHz	12.6 dB (+9.4/-9.3 dB) 500 Hz - 16 kHz	12.6 dB (+9.4/-9.3 dB) 500 Hz - 16 kHz	
LF woofer (transducer)	18" (DL18MT)	12" (DL12ST)	15" (DL15ST)	2 x 15" (DL15ST)	2 x 18" (EVX-180B)
HF throat diameter (transducer)	—	1" (DH2T)	1" (DH2T)	1" (DH2T)	—
Crossover Frequencies (slope in Biamp mode)	250 Hz or below	2,600 Hz (12 dB/Oct. LP, 18 dB/Oct. HP)(24 dB/Oct.)	1,200 Hz (12 dB/Oct. LP, 18 dB/Oct. HP)(24 dB/Oct.)	1,200 Hz (24 dB/Oct.)	160 Hz or below
Nominal Impedance (Biamp mode)	8 Ω	8 Ω (8 Ω/8 Ω)	8 Ω (8 Ω/8 Ω)	4 Ω (4 Ω/8 Ω)	4 Ω
Minimum Impedance (Biamp mode)	6.6 Ω	7 Ω (7 Ω/6.3 Ω)	6 Ω (6 Ω/6.3 Ω)	3.2 Ω (3.2 Ω/6 Ω)	3 Ω
Input Connections	1/4"	2 four-pin Speakon®	2 four-pin Speakon®	2 four-pin Speakon®	2 four-pin Speakon®
Dimensions (H x W at front x D) (in floor position)	833 x 630 x 609 mm 32.8" x 24.8" x 24.5"	714 x 417 x 480 mm 28.1" x 16.4" x 18.9"	818 x 488 x 599 mm 32.2" x 19.2" x 23.6"	1,245 x 488 x 599 mm 49.0" x 19.2" x 23.6"	1,160 x 572 x 758 mm 45.8" x 22.5" x 29.9"
Net Weight	49.4 kg (109 lbs.)	22.3 kg (55 lbs.)	35.5 kg (78.1 lbs.)	52.0 kg (114 lbs.)	75 kg (165 lbs.)



Gladiator

The Electro-Voice Gladiator G115 Top and G118 Sub are a powerful combination for modern dance music reproduction. Built-in passive crossovers allow one amplifier channel to drive both the sub and the full-range speaker, forming a true 3-way system.

SPECIFICATIONS	G115	G118	Gladiator System
Frequency Range (-10 dB)	35 Hz - 20 Hz	32 Hz - 20 kHz	32 Hz - 20 kHz
Power Handling Continuous (EIA)	400 W	400 W	800 W
Power Handling short term	1,600 W	1,600 W	3,200 W
Sensitivity (1W/1m)	99 dB	99 dB	100 dB
Max. SPL / 1m (calc.)	131 dB	131 dB	134 dB
Coverage (nominal -6 dB) H° x V°	60° x 40°	essentially omni	60° x 40°
LF woofer (transducer)	EVS-15FR	EVS-18S	EVS-15FR + EVS-18S
HF throat diameter (transducer)	1" DH2010A	---	DH2010A
Nominal Impedance	8 Ω	8 Ω	4 Ω
Dimensions (H x W x D)	760 x 438 x 559 mm 29.92" x 17.24" x 22"	760 x 508 x 591 mm 29.92" x 20" x 23.27"	2.160 x 508 x 591 mm 85.04" x 20" x 23.27"
Net Weight	34.1 kg (75.2 lbs.)	36.3 kg (80 lbs.)	70.4 kg (155.2 lbs.)

Eliminator i[®]



Eliminator i[®] is black carpet covered, made of EV's Road-Wood. The Eliminator i[®] family, except Eliminator ii[®], have a 35 mm stand mount. Eliminator i[®]-SE comes with a 45 cm steel pole and contains a combined electrical/acoustical low-pass filter designed for parallel combinations especially with the Eliminator i[®]-E. The HF section is protected by a PRO[™] circuit.



SPECIFICATIONS	Eliminator i E	Eliminator i Sub E	Eliminator ii E	Eliminator kW
Frequency Range (-10 dB)	45 Hz - 20 kHz	38 - 100 Hz	45 - 20 kHz	35 - 160 Hz
Recommended High-Pass Frequency	40-50 Hz (18 dB/Oct.)	40-50 Hz (18 dB/Oct.)	40 Hz (18 dB/Oct.)	—
Axial Sensitivity SPL 1 W/1 m	99 dB	98 dB	100 dB	101 dB
Max. SPL / 1 m (calc.); full space	99 dB	130 dB	134 dB	137 dB
Continuous Power Handling	350 W	400 W	600 W	1,000 W
Peak Power Handling (Peak)	1,400 W	800 - 1,000 W	2,400 W	4,000 W
Coverage (nominal -6 dB) H° x V°	60° x 40° (CD horn)	Essentially omni	60° x 40° (CD Horn)	Essentially omni
LF woofer (transducer)	15" (DL15BFH)	18" (DL18MT)	2 x 15" (DL15BFH)	2 x 18" (DL18MT)
HF throat diameter (transducer)	1" (DH2010A)	1" (DH2010A)	—	—
Crossover Frequencies	1,600 Hz	—	700/1,600 Hz	160 Hz
Nominal Impedance	8 Ω	8 Ω	4 Ω	4 Ω
Minimum Impedance	5.3 Ω	5.1 Ω	3.3 Ω	—
Input Connections	Parallel 1/4" phone jacks	1/4" phone input	Parallel Neutrik [®] NL4	Parallel Neutrik [®] NL4
Dimensions (H x W x D)	768 x 429 x 609 mm 30.25" x 16.9" x 24"	859 x 438 x 610 mm 33.8" x 17.25" x 24.13"	1,162 x 429 x 609 mm 45.8" x 16.9" x 24.0"	1140 x 572 x 602 mm 44.9" x 22.5" x 23.7"
Net Weight	34.4 kg (76 lbs.)	39.5 kg (81 lbs.)	54 kg (110 lbs.)	65.8 kg (145 lbs.)

Force i[®]

Force i combines with EV's Q44 power amplifiers to make a professional live-performance system with components designed to play together.



SPECIFICATIONS	Force i Two-Way	Force i Sub	Force i Monitor
Frequency Response (-3 dB)	50 Hz-20 kHz	36-210 Hz	85 Hz-17 kHz
Power Handling			
Continuous	250 watts	350 watts	200 watts
Peak	1,000 watts	1,400 watts	800 watts
Max. Output Capability	130 dB	131 dB	128 dB
Dispersion	80° x 55°	Omnidirectional	55° x 80°
Sensitivity	100 dB	100 dB	99 dB
Impedance	8 Ω	8 Ω	8 Ω
Dimensions (Millimeters)	648 x 465 x 386	648 x 518 x 597	546 x 361 x 246
(Inches)	25.5 x 18.25 x 15.2	25.5 x 20.4 x 23.75	21.5 x 14.2 x 9.7
Net Weight	20.9 kg (46 lbs.)	31.3 kg (69 lbs.)	12.7 kg (28 lbs.)

Xi-Series™

Xi-Series™ brings premium touring-quality sound into installation. Inspired by the features of EV's acclaimed X-Array™ touring systems, the Xi-Series™ incorporates a potent combination of very-high-output and ultra-linear short-, medium- and long-throw systems, in two-way, three-way and four-way configurations. Xi-Series™ incorporates the acoustical advantage of EV's unique Ring-Mode Decoupling (RMD™) and features HP horns to secure excellent directivity control and even coverage.

A unique feature of the three-way systems is Vertical Beam Shaping (VBS). The three-way systems may be in 2-element or 3-element configuration to extend the vertical coverage-angle control to as low as 125 Hz, well below that permitted by the mid-bass horn alone (which typically has a band frequency of 800 Hz): Unprecedented performance in a one-box system!

To achieve sound performance without compromises, Xi-Series™ is designed for multi-way active operation, except Xi-1082 which contains a passive crossover network.

LOUDSPEAKERS

Xi-1082



- 2-Way Full-range
- Vented LF enclosure
- 1.25" voice coil (titanium diaphragm)
- Typical under-balcony slant also perfect for front-stage and near-field use
- 2 x 3/8"-16 mounting bracket inserts



Xi-1122A/85F



- 2-Way Full-range
- Vented LF enclosure
- 3" voice coil (titanium diaphragm) HF
- Integrated 35 mm stand mount
- Trapezoidal (15° per side)



Xi-1152A/64F (60° x 40°)



Xi-1152A/94F (90° x 40°)

- 2-Way Full-range
- Solid bass down to 50 Hz (-3 dB)
- Vented LF enclosure
- 3" voice coil (titanium diaphragm) HF
- Integrated 35 mm stand mount
- Trapezoidal (15° per side)





Xi 2123A

Xi-1123A/106F

Xi-2123A/106F

- 3-Way High-Output Full-range
- Vented slot load designed LF enclosure
- Horn-loaded MB/HF section fully rotatable
- 3" voice coil (titanium diaphragm) HF
- Bypassable MB/HF passive crossover
- VBS mode brings vertical directivity control down to 250 Hz
- Excellent directivity 500 Hz – 16 kHz
- Trapezoidal (9° per side)

flying hardware	90° Horn rotatable
Ω/Ω bi-amping	RMD™
dedicated for active X-over	un unfinished
VBS	



Xi 1183A
Xi 1153A
Xi2122MHA

Xi-1183A/64F

Xi-1153A/64F

- 3-Way High-Output Full-range
- Vented slot load designed LF enclosure
- Coaxial horn-loaded MB/HF section fully rotatable
- 3" voice coil (titanium diaphragm) HF
- VBS for vertical directivity control down to 200 Hz
- Excellent directivity control
- Trapezoidal (9° per side)

flying hardware	90° Horn rotatable
dedicated for active X-over	RMD™
VBS	un unfinished
wh white	

Xi-2122MHA/42F

- 2-Way output Far-field
- MB/HF section horn-loaded
- Excellent directivity control
- Trapezoidal (9° per side)
- 3" voice coil (titanium diaphragm) HF

flying hardware	90° Horn rotatable
dedicated for active X-over	RMD™
wh white	un unfinished



Xi 1122MHA

Xi-1122MHA/64F

- 60° x 40° for near and mid field
- MB/HF section horn-loaded
- Excellent directivity control
- Trapezoidal (9° per side)
- 3" voice coil (titanium diaphragm) HF

flying hardware	90° Horn rotatable
dedicated for active X-over	RMD™
wh white	un unfinished



Xi 2153A

Xi-2153A/64F

- 3-Way High-Output Full-range
- Vented slot load designed LF enclosure
- Coaxial horn-loaded MB/HF section fully rotatable
- 3" voice coil (titanium diaphragm) HF
- VBS mode brings vertical directivity control down to 150 Hz
- Excellent directivity control
- Trapezoidal (9° per side)

flying hardware	90° Horn rotatable
dedicated for active X-over	RMD™
wh white	VBS
un unfinished	

Xi-Series™



Xi-1191A (F) (F = flying version)

Xi-2181A (F) (F = flying version)

- 1 x 18" Subwoofer 1191 (F)
- 2 x 18" Subwoofer 2181 (F)
- Vented design
- Superior linear excursion capability
- Accurate transient detail
- trapezoidal (9° per side)



Specification overview

SPECIFICATIONS	Xi-1082	Xi-1122A/85F	Xi-1152A/64F	Xi-1152A/94F
Frequency Range (-3 dB)	50 Hz - 20 kHz	58 Hz - 17 kHz	50 Hz - 16 kHz	50 Hz - 16 kHz
Recommended High-Pass Frequency	60-80 Hz (12 dB/Oct.)	DX 38 preset	DX 38 preset	DX 38 preset
Axial Sensitivity SPL 1W/1m	90 dB	99/110 dB	98/113 dB	98/112 dB
Max. SPL / 1m (calc.); full space	118 dB	130/135 dB	132/138 dB	132/137 dB
Long-Term Power Handling	175 W	300/75 W	600/75 W	600/75 W
Short-Term Power Handling (Peak)	700 W	1,200/300 W	2,400/300 W	2,400/300 W
Coverage (nominal -6 dB) H° x V°	90° x 40° (CD Horn)	80° x 55° (CD Horn)	60° x 40° (CD Horn)	90° x 40° (CD Horn)
Directivity Index	11.2 dB (+1.8/-2.7 dB)	10.9 dB (+1.2/-2.9 dB)	13.4 dB (+1.3/-2.3 dB)	12.3 dB (+0.7/-1.5 dB)
LF woofer (transducer)	8" (---)	12" (DL-type)	15" (EVX-155)	15" (EVX-155)
MB woofer (transducer)	---	---	---	---
HF throat diameter (transducer)	1" (DH3)	1.4" (ND6-16)	1.4" (ND6-16)	1.4" (ND6-16)
Crossover Frequencies	3,500 Hz (passive)	DX 38 preset	DX 38 preset	DX 38 preset
Nominal Impedance	8 Ω	8 Ω/16 Ω	8 Ω/16 Ω	8 Ω/16 Ω
Minimum Impedance	5.8 Ω	8.5 Ω/13.4 Ω	6.3 Ω/14.0 Ω	6.3 Ω/12.2 Ω
Input Connections	barrier strip	2 four-pin Speakon	2 four-pin Speakon	2 four-pin Speakon
Dimensions (H x W at front x D)	235 x 488 x 285 mm 9.25" x 11.21" x 11.22"	584 x 375 x 356 mm 22.99" x 14.76" x 14.01"	759 x 450 x 413 mm 29.88" x 17.72" x 16.26"	759 x 450 x 413 mm 29.88" x 17.72" x 16.26"
Net Weight	13.3 kg (29.3 lbs.)	31.3 kg (69 lbs.)	40.8 kg (89.9 lbs.)	40.8 kg (89.9 lbs.)

SPECIFICATIONS	Xi-1123A/106F	Xi-2123A/106F	Xi-1183A/64F	Xi-1153A/64F	Xi-1122MH64
Frequency Range (-3 dB)	75 Hz - 17 kHz	62 Hz - 18 kHz	66 Hz - 17 kHz	48 Hz - 17 kHz	125 Hz - 20 kHz
Recommended High-Pass Frequency	DX 38 preset	DX 38 preset	DX 38 preset	DX 38 preset	Dx38 preset
Axial Sensitivity SPL 1W/1m	96/107/112 dB	100/107/112 dB	96/107/112 dB	91.5/107/112 dB	110/112 dB
Max. SPL / 1m (calc.); full space	129/140/137 dB	135/140/137 dB	128/138/137 dB	125/138/137 dB	141/137 dB
Long-Term Power Handling	300/300/75 W	600/300/75 W	600/300/75 W	600/300/75 W	300/75 W
Short-Term Power Handling (Peak)	1,200/1,200/300 W	2,400/1,200/300 W	2,400/1,200/300 W	2,400/1,200/300 W	1,200/300 W
Coverage (nominal -6 dB) H° x V°	100° x 60° (CD Horn)	100° x 60° (CD Horn)	60° x 40° (CD Horn)	60° x 40° (CD Horn)	60° x 40° (CD Horn)
Directivity Index	10.3 dB (+1.4/-1.2 dB)	10.1 dB (+1.6/-3.5 dB)	13.3 dB (+1.4/-1.1 dB)	13.3 dB (+1.4/-1.1 dB)	13.4 dB (+2.0/-1.8 dB)
LF woofer (transducer)	500 - 16,000 Hz	160 - 16,000 Hz	800 - 16,000 Hz	800 - 16,000 Hz	800 - 16,000 Hz
MB woofer (transducer)	12" (DL-type)	2 x 12" (DL-type)	18" (EVX-180B)	15" (EVX-155)	---
HF throat diameter (transducer)	10" (DL-type)	10" (DL-type)	12" (ND-12)	12" (DL12ST)	12" (ND-12)
Crossover Frequencies	1.4 (ND6-16)	1.4 (ND6-16)	1.4" (ND6-16)	1.4" (ND6-16)	1.4" (ND6-16)
Nominal Impedance	DX 38 preset	DX 38 preset	DX 38 preset	DX 38 preset	Dx38 preset
Minimum Impedance	12 Ω/16 Ω/16 Ω	6 Ω/16 Ω/16 Ω	8 Ω/16 Ω/16 Ω	8 Ω/16 Ω/16 Ω	16 Ω/16 Ω
Input Connections	8.7 Ω/9.6 Ω/12.4 Ω	4.7 Ω/10.3 Ω/12.6 Ω	7.7 Ω/8.7 Ω/13.1 Ω	7.5 Ω/8.7 Ω/13.1 Ω	9.9 Ω/12.9 Ω
Dimensions (H x W at front x D)	2 eight-pin Speakon	2 eight-pin Speakon	2 eight-pin Speakon.	2 eight-pin Speakon.	2 eight-pin Speakon
Net Weight	801 x 456 x 473 mm 31.54" x 17.95" x 18.62"	1007 x 456 x 473 mm 39.65" x 17.95" x 18.62"	914 x 586 x 759 mm 36" x 23.07" x 29.88"	914 x 586 x 759 mm 36" x 23.07" x 29.88"	596 x 584 x 759 mm 23.47" x 22.99" x 29.88"

SPECIFICATIONS	Xi-2153A/64 F	Xi-1191A	Xi-2181A (F)	Xi-2122MHA/42F
Frequency Range (-3 dB)	55 Hz - 18 kHz	37 Hz - 160 Hz	38 Hz - 160 Hz	120 Hz - 16 kHz
Recommended High-Pass Frequency	DX 38 preset	DX 38 preset	DX 38 preset	Dx38 preset
Axial Sensitivity SPL 1W/1m	100/107/112 dB	94 dB	99 dB	112/116 dB
Max. SPL / 1m (calc.); full space	133/138/137 dB	128 dB	136 dB	146/144 dB
Long-Term Power Handling	1,200/300/75 W	600 W	1,200 W	600/150 W
Short-Term Power Handling (Peak)	4,800/1,200/300 W	2,400 W	4,800 W	2,400/600 W
Coverage (nominal -6 dB) H° x V°	60° x 40° (CD Horn)	essentially omni	essentially omni	40° x 20° (CD Horn)
Directivity Index	13.4 dB (+1.4/-1.2 dB)	2.7 dB (+1.0/-0.6dB)	3.4 dB (+1.4/-0.9dB)	17.2 dB (+2.0/-2.7 dB)
LF woofer (transducer)	800 - 16,000 Hz	63 - 100 Hz	63 - 200 Hz	800 - 16,000 Hz
MB woofer (transducer)	2 x 15" (EVX-155)	18" (EVX-180B)	2 x 18" (EVX-180B)	---
HF throat diameter (transducer)	12" (DL-type)	---	---	2 x 12" (ND12)
Crossover Frequencies	1.4" (ND6-16)	---	---	2 x 1.4" (ND6-16)
Nominal Impedance	DX 38 preset	DX 38 preset	DX 38 preset	Dx38 preset
Minimum Impedance	4 Ω/16 Ω/16 Ω	8 Ω	2 x 8 Ω	8 Ω/8 Ω
Input Connections	3.8 Ω/8.9 Ω/13.1 Ω	6.7 Ω	2 x 6.0 Ω	4.9 /7.0
Dimensions (H x W at front x D)	2 eight-pin Speakon	2 eight-pin Speakon	2 eight-pin Speakon	2 eight-pin Speakon
Net Weight	1,233 x 586 x 759 mm 48.54" x 23.07" x 29.88"	914 x 586 x 759 mm 35.98" x 23.07" x 29.88"	914 x 586 x 759 mm 35.98" x 23.07" x 29.88"	914 x 584 x 759 mm 35.98" x 22.99" x 29.88"

LOUDSPEAKERS

X-Array™

X-Array™ speaker systems provide world-class performance and flexibility for the ultimate in concert touring systems. It incorporates unique “one-man” rigging and neodymium magnets for very large arrays.

The X-Array™ X-Series™ represents important advancements in concert-sound reinforcement technology. Design goals called for the highest acoustic output capability with the highest fidelity in relatively lightweight, compact enclosures that were easy to array. The individual systems, drivers, horns, enclosures, rigging hardware and system configurations were designed from the ground up specifically for this high-performance application. For easier handling, special speaker dollies are available.

RMD™ X-Array™’s design process also resulted in the development of EV’s most ingenious acoustic technologies, RMD™. RMD™ gives X-Array™ unprecedented acoustic output and excellent directivity control. EV’s traditional top-down development strategy ensured the incorporation of this essential acoustic advantage into other EV products.




Rigging for Large Arrays: unique rear-hinge system for fast, easy and secure rigging. A 64-box hang goes up or

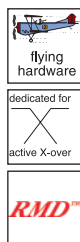
down in 30 minutes. Front rigging straps control vertical aiming, rear fixed hinge makes tilting easy. Mating positioning recesses on cabinet tops and bottoms help to assemble and disassemble an array on the ground, a layer at a time. A detailed flying manual and structural ratings handbook is available. The X-Array™ one-person rigging hardware has earned German TÜV approval.

Neodymium magnetics: for lighter weight and maximum acoustic output. All 12-inch mid-bass transducers are the ND12A, for a 3-dB average increase in output. Neodymium in the ND6-16 compression driver increases output in the upper octaves. The ND6-16 driver features a 3” titanium diaphragm.

Amping and Controller: X-Array™ is powered by EV’s world-famous Precision Series™ amplifiers and controlled by Klark Teknik DN9848 digital 4-in/8-out controller, DSP controlled Precision Series amplifiers, or the Electro-Voice Dx38 for flexible and easy configurations.

X-Array™ is constructed from 13-ply birch plywood finished in black textured paint and protected by a powder-coated steel front grille backed with foam.





Xf

- 2-way output far-field
- MB/HF section horn-loaded
- Height same as Xn, Xb
- Excellent directivity control
- Trapezoidal (9° per side)

Xn

- 3-way output near-field
- MB/HF section horn-loaded and rotatable
- Height same as Xf, Xb
- Excellent directivity control
- Trapezoidal (9° per side)

Xb

- High-output LF cabinet
- Manifolded, vented design
- Height same as Xn, Xf
- Accurate transient detail
- Trapezoidal (9° per side)

Xf, Xn and Xb look identical



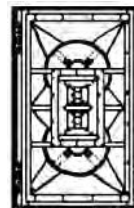
Xcn

- 2-way output near-field
- Height same as Xcb
- MB/HF section identical to Xn and rotatable
- Excellent directivity control
- Trapezoidal (9° per side)

Xcb

- High-output LF cabinet
- Vented design
- Height same as Xcn
- Equivalent to half of an Xb
- Accurate transient detail
- Trapezoidal (9° per side)

Sketch of a Xf

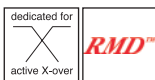


Xcn and Xcb look identical



Xds

- Extraordinary output low-end sub
- Manifolded, vented design
- Accurate transient detail
- Trapezoidal (18° per side)
- Designed for ground stacking



Xw 12A / Xw 15A

- 2-way high-output Floor monitor
- Vented LF enclosure
- 3" voice coil (titanium diaphragm) for low distortion
- Two symmetrical 55° angles



SPECIFICATIONS

	Xf	Xn	Xcn	Xb
Frequency Range (-3 dB)	125 Hz - 20 KHz	48 Hz - 20 KHz	125 Hz - 20 KHz	37 Hz - 200 Hz
Recommended High-Pass Frequency	Systemcontroller	Systemcontroller	Systemcontroller	Systemcontroller
Axial Sensitivity SPL 1W/1m	112/116 dB	95/110/112 dB	110/112 dB	98.5 dB
Max. SPL / 1m (calc.); full space	146/144 dB	129/141/137 dB	141/137 dB	135 dB
Long-Term Power Handling	600/150 W	600/300/75 W	300/75 W	1,200 W
Short-Term Power Handling (Peak)	2,400/600 W	2,400/1,200/300 W	1,200/300 W	4,800 W
Coverage (nominal -6 dB) H° x V°	40° x 20° (CD Horn)	60° x 40° (CD Horn)	60° x 40° (CD Horn)	240° x 300° (63-200 Hz)
Directivity Index	17.2 dB (+2.0/-2.7 dB) 800 Hz - 16 KHz	13.7 dB (+1.4/-1.4 dB) 800 Hz - 16 KHz	13.4 dB (+2.0/-1.8 dB) 800 Hz - 16 KHz	3.4 dB (+1.4/-0.9 dB) 63 - 200 Hz
LF woofer (transducer)		18" (EVX-180B)		2 x 18" (EVX-180B)
MB woofer (transducer)	2 x 12" (ND12A)	12" (ND12A)	12" (ND12A)	---
HF throat diameter (transducer)	2 x 1.4" (ND6-16)	1.4" (ND6-16)	1.4" (ND6-16)	---
Crossover Frequencies	Dx38 preset	Dx38 preset	Dx38 preset	Dx38 preset
Nominal Impedance	8 Ω/8 Ω	8 Ω/16 Ω/16 Ω	16 Ω/16 Ω	2 x 8 Ω
Minimum Impedance	4.9 Ω/7.0 Ω	6.5 Ω/9.4 Ω/14.0 Ω	9.9 Ω/12.9 Ω	2 x 6.4 Ω
Input Connections	2 eight-pin Speakon	2 eight-pin Speakon	2 eight-pin Speakon	2 eight-pin Speakon
Dimensions (H x W at front x D)	914 x 584 x 759 mm 36" x 22.99" x 29.88"	914 x 584 x 759 mm 36" x 22.99" x 29.88"	596 x 584 x 759 mm 23.47" x 22.99" x 29.88"	914 x 584 x 759 mm 36" x 22.99" x 29.88"
Net Weight	87.1 kg (192 lbs.)	87.1 kg (192 lbs.)	60.8 kg (134 lbs.)	83.5 kg (184 lbs.)

SPECIFICATIONS


	Xcb	Xds	Xw12A	Xw15A
Frequency Range (-3 dB)	37 Hz - 200 Hz	32 Hz - 200 Hz	65 Hz - 16 KHz	55 Hz - 18 KHz
Recommended High-Pass Frequency	Systemcontroller	Systemcontroller	Systemcontroller	Systemcontroller
Axial Sensitivity SPL 1W/1m	95 dB	100 dB	98/110 dB	99/110 dB
Max. SPL / 1m (calc.); full space	129 dB	137 dB	129/135 dB	133/135 dB
Long-Term Power Handling	600 W	1,200 W	300/75 W	600/75 W
Short-Term Power Handling (Peak)	2,400 W	4,800 W	1,200/300 W	2,400/300 W
Coverage (nominal -6 dB) H° x V°	300° x 270° (63-200 Hz)	180° x 200° (63-200 Hz)	55° x 80° (CD Horn)	55° x 80° (CD Horn)
Directivity Index	2.7 dB (+1.0/-0.6 dB) 63 - 200 Hz	4.8 dB (+2.1/-1.7 dB) 63 - 200 Hz	11.6 dB (+2.3/-2.1 dB) 1,200 Hz - 16 KHz	11.6 dB (+3.0/-3.6 dB) 1,200 Hz - 16 KHz
LF woofer (transducer)	18" (EVX-180B)	2 x 18" (EVX-180B)	12" (DL-type)	15" (EVX-155)
MB woofer (transducer)	---	---	DL12ST	---
HF throat diameter (transducer)	---	---	1.4" (ND6-16)	1.4" (ND6-16)
Crossover Frequencies	Dx38 preset	Dx38 preset	Dx38 preset	Dx38 preset
Nominal Impedance	8 Ω	2 x 8 Ω	8 Ω/16 Ω	8 Ω/16 Ω
Minimum Impedance	5.6 Ω	2 x 6.1 Ω	8.2 Ω/10.5 Ω	7.2 Ω/14.3 Ω
Input Connections	2 eight-pin Speakon	2 eight-pin Speakon	2 four-pin Speakon	2 four-pin Speakon
Dimensions (H x W at front x D)	596 x 584 x 759 mm 23.47" x 22.99" x 29.88"	914 x 1,166 x 759 mm 35.98" x 45.91" x 29.88"	534 x 449 x 313 mm 23" x 17.2" x 12.2" (in floor position)	644 x 452 x 340 mm 25.4" x 18" x 13.4" (in floor position)
Net Weight	55.8 kg (123 lbs.)	121.0 kg (266.8 lbs.)	21.9 kg (48 lbs.)	28.4 kg (62.5 lbs.)

X-Line™

Development of the new EV® X-Line™ system was driven by the need for a high-level concert touring enclosure that combines the sonic impact and vocal intelligibility of the renowned X-Array™ system with the uniform, predictable coverage that only a line-array configuration can deliver. The EV engineering team set out to develop the next generation of line-array systems, combining their years of experience in the development of X-Array™ with the absolute latest state-of-the-art technologies. As a matter of course, X-Line™ features the essential acoustical advantage of RMD™.

The X-Line™ system was designed to provide wide horizontal dispersion (90 degrees) from a single vertical line array while providing exceptionally coherent wavefront summing in the vertical plane. At the heart of X-Line™ is a proprietary high-frequency wavefront alignment and summation device – the Hydra™ – that provides planar and time-coherent signal addition. The broad bandwidth vertical planar summing provides uniform sound field distribution throughout the listening area.

Stereo imaging is improved by the X-Line™'s full-bandwidth mid-bass loading. Extended low-frequency polar control produces more uniform power response, further enhancing overall system intelligibility. The overall power response of the X-Line™ is very uniform across a wide frequency spectrum, thus enabling the system's very musical sonic character.



If every performance space conformed to the same acoustic ideal, any linear loudspeaker array would suffice. But every arena, concert hall, and stadium is a unique space, and the one-box, one-dimensional design of most linear arrays just can't adapt. X-Line™ is different. X-Line™ combines the power and vocal clarity of the X-Array™ with a versatile, fully configurable linear array design, plus the efficiency of one-person rigging.

X-Line™ lets you stack Xvls enclosures at the top of an array for long throw with a 90° horizontal included angle, followed by Xvlt enclosures for the shorter throw and 120° horizontal coverage needed at the J-curve of the array. Completing the X-Line™ system are Xsub subwoofers that can be flown next to the main array or ground stacked.

X-Line™ is made of 13-ply birch plywood with structural aluminum reinforcement and is finished with a rugged foam-backed steel grille to protect the drivers. A user guide with detailed specifications is available on request. Electro-Voice recommends using the Klark Teknik DN9848 or EV's Dx38 as the system controller, along with EV® P3000 power amplifiers. P3000RL or TourGrade DSP-controlled amplifiers provide the ultimate solution in control through IRIS-Net™.



Xvls

- High-output, three-way line-array system
- Rectangular cabinet designed for upper section of linear array
- 90° horizontal coverage pattern ideal for long-throw applications
- New EV® Hydra™ time-synchronized HF vertical plane-wave generator provides excellent far-field summing
- Ring Mode Decoupling® (RMD®) provides level-independent fidelity, greater midbass clarity, and high frequency accuracy
- Proprietary rigging allows for rapid venue load-in and load-out



Xvlt

- High-output, three-way line-array system
- Five-degree trapezoidal cabinet design for lower "J" section of linear array
- 120° horizontal coverage typical for medium-throw assignment
- New EV Hydra™ time-synchronized HF vertical plane wave generator provides excellent far-field summing
- Ring Mode Decoupling® (RMD®) provides level-independent fidelity, greater midbass clarity, and high frequency accuracy
- Proprietary rigging allows for rapid venue load-in and load-out



Xsub/f

- High-output, line-array subwoofer system
- Rectangular cabinet with footprint identical to other X-Line systems
- Can be flown or ground-stacked with non-flying version
- Proprietary rigging allows for rapid venue load-in and load-out



SPECIFICATIONS

	Xvls	Xvlt	Xsub/f
Frequency range (-3 dB)	40 Hz-16 kHz	40 Hz-16 kHz	33-400 Hz
Recommended high-pass frequency	50 Hz	50 Hz	33 Hz
Sensitivity (SPL 1 W/1 m) (LF/MB/HF)	101 dB/111 dB/118 dB	101 dB/111 dB/117 dB	100/106 dB*
Max. SPL/1m (calc.) (LF/MB/HF)	132 dB/139 dB/142 dB	132 dB/139 dB/141 dB	131/137 dB*
Long-term power handling (LF/MB/HF)	1,200 W/600 W/225 W	1,200 W/600 W/225 W	1,200 W
Short-term power handling (LF/MB/HF)	4,800 W/2,400 W/900 W	4,800 W/2,400 W/900 W	4,800 W
Coverage (H° x V°)	90° x 5°	120° x 9°	200° x 325°
LF driver	2 x EVX-155 Plate	2 x EVX-155 Plate	2 x EVX-180B
MB driver	2 x ND08	2 x ND08	—
HF driver	3 x ND6	3 x ND6	—
Crossover frequencies	220 Hz/1,250 Hz	220 Hz/1,250 Hz	80 Hz
Nominal impedance	2 x 8 Ω/8 Ω/5.3 Ω	2 x 8 Ω/8 Ω/5.3 Ω	2 x 8 Ω
Input connections	2 Neutrik® NL8	2 Neutrik® NL8	2 Neutrik® NL8
Dimensions (H [front/rear] x W x D)	494.3/494.3 x 1244.6 x 740.4 mm 19.46"/19.46" x 49" x 29.15"	494.3/429.7 x 1244.6 x 740.4 mm 19.46"/16.92" x 49" x 29.15"	494.3/494.3 x 1244.6 x 740.4 mm 19.46"/19.46" x 49" x 29.15"
Net weight	117 kg (257 lbs.)	115 kg (253 lbs.)	92 kg (202 lbs.)

* 1/2-space

The XLC SYSTEM

While the flagship X-Line meets the acoustical needs of the largest venues and arenas, EV's compact line-array, XLC, was designed to match the demands for easy setup and transportation combined with outstanding sonic results in a large variety of venue sizes.

SYSTEM FEATURES:

- Wide, constant horizontal coverage pattern of 120°
- Four-way system; bi- or tri-ampable fullrange cabinets
- Rigging hardware totally integrated into cabinets
- Front rigging/rear aiming concept enables precise control of vertical line source pattern

XLC 127DVX / XLCi 127DVX

Main Cabinet

This cabinet is the main component in a XLC line array. Starting with a minimum of four cabinets, a reasonable array size uses six to eight boxes, up to a maximum of 16 for larger arenas. The three-way axis-asymmetric design includes a single EV DL-12 low-frequency/mid-bass woofer optimized for this cabinet. Two 6.5" DVN2065 horn-loaded drivers in a vertical array cover the mid-frequency bandpass.

The XLC127DVX utilizes two ND6 (3" voice-coil) neodymium compression drivers loaded on two Hydra™ plane wave generators. With a horizontal coverage of 120°, the XLC system accurately covers wide areas while maintaining excellent imaging and lobe-free coverage. This cabinet is also available with dedicated rigging for fixed installations as XLCi 127DVX.

XLC 118 / XLCi 118

XLC 215 / XLCi 215

Subwoofer

If subwoofers shall be integrated in the array, or flown separately, XLC offers two options. The XLC118 is a direct radiating 18" sub using the EVX180B woofer. The XLC215 has the exact same dimensions, but utilizes two of EV's latest 15-inch DVX-woofers, the DVX3150. Flying subwoofers benefits in a more even front-to-back SPL distribution. Both cabinets are also available as i-versions for installations.





Specifications



LOUDSPEAKERS

Technical Specifications for XLC Cabinets

Specification	Xlc 127DVX / Xlci 127DVX	Xlc 118 / Xlci 118	Xlci215
Horizontal Coverage	120°	300°	300°
LF Power Handling	500 W cont./2000 W peak	600 W cont./2400 W peak	1000W/4800W
MB Power Handling	300 W cont./1200 W peak	—	—
HF Power Handling	150 W cont./600 W peak	—	—
Sensitivity (LF/MB/HF)	95 dB/101 dB/110 dB	102 dB*	103 dB*
Max. SPL (calc.)	126/130/138 dB	130/136 dB*	139 dB
LF Transducer	1 x 12" DVX3121	EVX180B	2xDVX3150
MB Transducer	2x DVN 2065	—	—
HF Transducer	2 x ND6-16	—	—
Connectors	2 Neutrik® NL8	2 Neutrik® NL8	2 Neutrik® NL8
Enclosure Material	EV®-coated plywood	EV®-coated plywood	EV®-coated plywood
Grille	Powder-coated steel	Powder-coated steel	Powder-coated steel
Environmental Specs	IEC 529 IP24 MIL STD 810	IEC 529 IP24 MIL STD 810	—
Dimensions (H x W x D)	362 x 991 x 572 mm 14.25" x 39" x 22.5"	546 x 991 x 572 mm 21.5" x 39" x 22.5"	546 x 991 x 572 mm 21.5" x 39" x 22.5"
Net Weight	50,4 kg (111 lbs)	54.5 kg (120 lbs)	54.5 kg (120 lbs)

*Half space environment



Xlc 127DVX shown

Perfect System Control using RACE-processed presets for DX38 and P-Series RL Remote Amplifiers



Recommended System Drive for XLC (in triamp mode)

Cabinet:	XLC 127DVX	XLC 118	XLC215
HF:	CP3000S / P3000 RL / TG5	-	-
MB:	CP3000S / P3000 RL / TG5	-	-
LF:	CP3000S / P3000 RL / TG5	CP4000 S / P3000 RL	CP4000S/P3000RL/TG5
System Controller:	Dx38 or DSP Controlled Precision Series Amplifiers (RL) or Tour Grade		

X-Line Very Compact

Designed for most demanding audio applications that require the most compact format, X-Line Very Compact offers a unrivaled combination of output capability, sonic performance and size. Combined with the large amount of accessories like coupler-grids, ground-stack kit and even adapter grid to the bigger XLC, XLVC is a preferred choice for concert applications as well as installations. While expectations of audio performance in terms of SPL, natu-


ral response and uniform coverage have expanded, demand for smaller and lighter sound systems has increased. X-Line Very compact offers the best of both worlds: XLD systems are capable of producing concert SPL levels on full bandwidth in small to medium sized venues. Smaller XLE-systems are ideal for critical audio requirements where overall cluster size is highest priority.



X-Line Very Compact

**Two options of size and performance:
XLD or XLE**

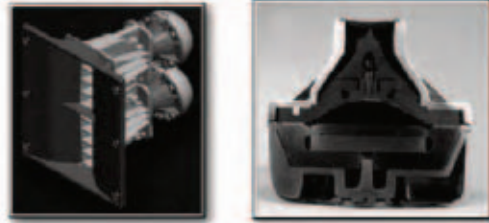
- Two ND2HF drivers for maximum output & headroom
- Unrivaled even front-to-back and side-to-side coverage
- Easy to set-up, transport and operate
- Complete system including DSP, amplification, and rigging



X-Line Very Compact

EV's Hydra™ used in X-Line and XLC has an overall height of 7-inches (17.5cm). In order to maintain the extraordinary HF response, a new 4-inch (10cm) Hydra was developed to match the DVN2080 8-inch woofer. Each of the two Hydras

is driven by the new ND2S, a 2" neodymium compression driver. A single waveguide is fed with the plane wave from the hydras resulting in wide bandwidth, even horizontal coverage, and predictable vertical coverage.



XLD281

- Full Bandwidth 3-way Element (60Hz-20kHz)
- Very Compact, Lightweight
- CCT™ (Coverage Control Technology)
- 120° Horizontal Coverage to 250 Hz
- Simple, Quick Integrated Rigging
- Versatile Subwoofer Integration
- Bi-Amp or Tri-Amp Operation
- Neodymium Transducers
- LAPS Aiming and Flying Software



XLD281

XS212

- 2 x 12" DVX3120 Woofer
- Same Footprint & Compatible Rigging to XLD281 can be flown behind the array with optional C-Beam



XS212

XLE181 (not shown)

- Full Bandwidth 2-Way Element (75Hz-20kHz)
- Most Compact, Very Lightweight
- Simple, Quick Integrated Rigging
- Bi-Amp or Fullrange Operation
- Neodymium Transducers
- LAPS Aiming and Flying Software

SPECIFICATIONS

	XLD281	XLE181	XS212
HFrequency Range (-3dB)	75 Hz - 18 kHz	90 Hz - 18 kHz	Hz - 100Hz
Max SPL (Calc.) Peak	141 dB *	138 dB*	136 dB**
Horizontal Coverage:	120 °	120 °	-
Power Handling cont.	200/200/80W	200/80W	1000W
Power Handling Peak	800/800/320W	800/320W	4000W
LF Transducer	2 x DVN2080	DVN2080	2 x DVX3120
HF Transducer	2 x ND2-8	2 x ND2-8	-
Nominal Impedance	16/16/16 Ohms	16/16 Ohms	4 Ohms
Dimensions	726 x 251 x 369mm 28.58" x 9.9" x 14.52"	516 x 251 x 369 mm 20.3" x 9.9" x 14.52"	726 x 508 x 378 mm 28.58" x 20" x 14.9"
Weight	21.8 kg (48 lbs)	17.2 kg (38 lbs)	38.5 kg (85 lbs)

*array for 4 cabinets **half space

Line Array Prediction Software: LAPS

Line Array Prediction Software (LAPS) for EV XLC and X-Line systems makes system behavior predictable. Entire hang setups, including motor loads, cabinet aiming, and resulting sound pressure distribution, can be calculated before physical hang setup. Available for free at www.electrovoice.com.

(A) Set up your environmental parameters

Room Data Entry

Location	Depth (X)	Height (Z)
A	0,0 Meters	0,0 Meters
B	30,0 Meters	0,0 Meters
C	45,0 Meters	1,5 Meters
D	35,0 Meters	3,0 Meters
E	45,0 Meters	4,5 Meters
F	36,0 Meters	6,0 Meters
G	45,0 Meters	7,5 Meters

Room Measurements are made from:
 Floor Stage

Stage Position (front edge)
 behind array In front of array

Distance from Front of Array: 0,9 Meters
Height from Floor: 1,4 Meters

Height at top of main floor riser: 1,5 Meters
Height at top of 1st balcony: 4,5 Meters
Height at top of 2nd balcony: 7,5 Meters

Venue Measurement Points: A, B, C, D, E, F, G

Room Data Entry Legend:
 A: First Seat in Audience, B: Last Seat on Floor, C: Last Seat on Floor Rises
 D: First Seat in 1st Balcony, E: Last Seat in 1st Balcony
 F: First Seat in 2nd Balcony, G: Last Seat in 2nd Balcony

Room Data Entry Instructions:
Distance/Angle: Enter the distance from the floor directly under the hang to the seat locations A through G. Enter the angle from the floor directly under the hang to seat locations C through G.
Site Plan: Enter the depth of venue and the height of the venue measured from the floor under the hang to each seat location. These dimension are usually obtained from architectural drawings.
Measurements made from Floor or Stage... Select where you are standing when the room measurements are made. If Stage is selected the height and depth of the stage are added to measurement position, adjusting the seating plane locations (B through G) accordingly. Selected the stage position is shown for reference but does not effect the room geometry.
Stage Position: Enter distance to the front edge of the stage relative to the top rear edge of top cabinet in the array, always enter a positive number and select whether the stage is behind or in front of the array.
Indoors/Outdoors: If outdoors is selected the acoustic model will include an extra factor that approximates the effects of thermal gradients that occur on warm sunny days. This effect occurs when the temperature at ground level is several degrees higher than the temperature at 20 or 30 feet above the ground.

(B) Trim your hang for optimum SPL distribution

Cabinet Settings:

Cabinet	Gain	Delay
1	0 dB gain	0,0 Del.
2	0 dB gain	-2,0 Elev.
3	0 dB gain	-3,0 Del.
4	0 dB gain	-5,0 Elev.
5	0 dB gain	-8,0 Elev.
6	0 dB gain	-10,0 Elev.
7	0 dB gain	-13,0 Elev.
8	0 dB gain	-16,0 Elev.
9	-3 dB gain	-26,0 Elev.
10	-5 dB gain	-34,0 Elev.
11	-6 dB gain	-42,0 Elev.
12	-6 dB gain	-50,0 Elev.

NUMBER OF CABINETS: 12
 TOP CABINET TRIM: 9,10 m
 BOTTOM CABINET TRIM: 5,06 m

Array Weight: 504,2 Kg
Array Height: 4,0 m
Array Depth: 1,6 m
Array CG: 0,02 m

Motor Loads:
 Dist. To Rear Hinge: 0,1 m
 Rear Point: 542,9 Kg
 Front Point: 61,3 Kg

Rigging Loads:
 Top Box Load: 587,0 Kg
 Rigging Limits: In Limits

Warnings:
 Full Range:
 Subwoofers:

Peak SPL (0.0 dB): 112 dB

SPL Distribution Graph: Shows SPL vs. Distance for various seating locations (A-G).

Diagram: Shows the line array geometry with a height of 9,10 m and a depth of 7,50 m.

(C) Set up your line array according to calculated parameters and enjoy excellent sound quality.

Floor Monitors

The following two pages give you an overview about of EV's professional floor monitors. All monitors shown have optimized monitor angles and, as is typical with EV, have very

low feedback properties. For technical details or information about recommended high-pass frequencies, refer to the appropriate product pages.



Sx250/SxA250

- 350 W (longterm) / 150W + 50W powered
- 15" / 1" exit
- max. SPL 130 dB/1m
- 45° monitor angle



FRI-28LPM

- Low profile ideal for theater front stage
- 2x8" / 1" voicecoil
- 200 W (long-term)
- Max. SPL 122 dB/1m (calc.)
- 45° monitor angle



100° x 100°



QRx 112/75

- Perfect for high performance monitoring in concert sound applications
- 12" / 1.4" exit
- 300 W (long-term)
- Max. SPL 131 dB/1m (calc.)
- 55° (approx.) monitor angle
- Integrated stand mount and optional L-Track rigging allows flexible usage
- Note: in monitor position rotate the horn with so the 35° dispersion is pointing upwards.
- Note: press high-pass (mid/high-mode) at controller amp module M-112 when used on floor



75° x 50°



QRx 115/75

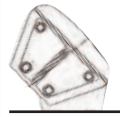
- Perfect for high -performance monitoring in concert-sound applications
- 15" / 1.4" exit
- 400 W (long-term)
- Max. SPL 110 dB/1m (calc.)
- 55° (approx.) monitor angle
- Integrated stand mount and optional L-Track rigging allows flexible usage
- Note: in monitor position rotate the horn with so the 35° dispersion is pointing upwards.
- Note: press high-pass (mid/high-mode) at controller amp module M-115 when used on floor



75° x 50°



65° x 65°



Sx 100 and Sx 300 (shown with F200)

- Symmetrical horn 65° x 65°
- 12" / 1" exit
- Sx 300: 300 W (long-term) Sx 100+: 200W (long-term)
- 50° (approx.) monitor angle
- F200 necessary (monitor feet, black)



SxA100+ | SxA360

- Built-in 2-way amplifier (150W+50W cont.; 380W+80W peak)
- 12" / 1" exit
- max. SPL 124 dB/1 m
- 50° (approx.) monitor angle
- F200 included (monitor feet, black)
- 350 W LF + 150 W HF Output Power
- Only 16.6 kg (43 lbs)
- 2" Voice Coil DH2T Compression Driver
- Dynamic Filters provide Overload Protection & Linear Response



55° x 80°



T 221 M

- Perfect for high-performance monitoring in budget-limited productions
- 12" / 1" voicecoil DH2T CD
- 400 W (long-term)
- Two 55° angles allows symmetrical monitor set-ups



55° x 80°




Xw 12A

- Perfect for highest-performance monitoring in concert-sound applications
- 12" / 1.4" exit
- 300/75 W (long-term)
- Max. SPL 130 dB/1m (calc.)
- Two 55° angles allows symmetrical monitor set-ups
- Dedicated digital controller is Dx38



55° x 80°



Xw 15A

- Perfect for highest-performance monitoring in concert-sound applications
- 15" / 1.4" exit
- 600/75 W (long-term)
- Max. SPL 133 dB/1m (calc.)
- Two 55° angles allows symmetrical monitor set-ups
- Dedicated digital controller is Dx38



Subwoofers



EVID 12.1



EVID C10.1



FRi + 181S



FRX+181

Application	Installation	Ceiling Installation	Installation	Installation
Woofer Type	1 x 12" slot loaded	1 x 10"	1 x 18"	1 x 18"
Power Handling cont.	2 x 175 W	150 W	400 W	400 W
Sensitivity(1W1m)	100 dB**	94 dB*	97 dB/103 dB*	96 dB/102 dB*
Max. SPL (peak)	125 dB **	122 dB *	129 dB/135 dB*	128 dB /134 dB*
Internal X-Over	stereo w/ hi-pass out	lowpass	no	no
Flying	no	no	eyebolts	L-track
Dimensions H/W/D (mm)	412 x 584 x 305 mm 16.22" x 23" x 12"	320 mm diameter 12.6" diameter	711 x 597 x 762 mm 28" x 23.5" x 30"	787 x 719 x 660 mm 31" x 28.3" x 26"
Weight	18.1 kg (39.9 lbs.)	7 kg (15.4 lbs.)	45.5 kg (100.3 lbs.)	45.5 kg (100.3 lbs.)



Eliminator i Sub



Eliminator KW



Sb 122



SbA 760

Application	Pro Music	Pro Music	Pro Music, Installation	Pro Music, Installation
Woofer Type	1 x 18"	2 x 18"	1 x 12"	1 x 15"
Power Handling cont.	400 W	1000 W AES	400 W	760 W amplifier
Sensitivity(1W1m)	98 dB/104 dB*	101 dB/107 dB*	99 dB*	
Max. SPL (peak)	130 dB/136 dB*	137 dB/143 dB*	131 dB*	128 dB/134 dB*
Internal X-Over	lowpass	no	lowpass	built-in active X-Over
Flying	no	no	optional SX Hardware	no
Dimension H/W/D (mm)	856 x 435 x 609 33.7" x 17.25" x 24"	1140 x 569 x 597 44.9" x 22.4" x 23.5"	586 x 429 x 312 23.1" x 16.9" x 12.3"	603 x 428 x 665 23.7" x 16.9" x 26.2"
Weight	39.5 kg (89 lbs.)	65.8 kg (145 lbs.)	15.0 kg (33 lbs.)	43 kg (94.8 lbs.)

* 1/2-space SPL, ** 1/4-space SPL

Subwoofers



QRx118S



MTL1X



QRx218S



XLC215

Application	Pro Music Concert Sound	Pro Music Concert Sound	Pro Music Concert Sound	Concert Sound Installation
Woofer Type	1 x 18"	2 x 18"	2 x 18"	2 x 15"
Power Handling cont.	600 W	1200 W	1200 W	1000 W
Sensitivity(1W1m)	98 dB /104 dB*	101 dB /107 dB*	99 dB /105 dB*	97 dB /103 dB*
Max. SPL (peak)	131 dB /137 dB*	137 dB / 141 dB*	134 dB /140 dB*	133 dB /139 dB*
Internal X-Over	no	no	no	no
Flying	no	no	optional	XLC rigging
Dimensions H/W/D	900 x 450 x 600 mm 35.4" x 17.7" x 23.6"	1160 x 572 x 758 mm 45.8" x 22.5" x 29.9"	1015 x 560 x 600 mm 40" x 22.05" x 23.6"	546 x 991 x 572 mm 21.5" x 39" x 22.5"
Weight	47.5 kg (104.7lbs.)	75 kg (165 lbs.)	68 kg (150 lbs.)	54.5 kg (120 lbs.)



Xi-1191(F)



Xsub(F)



XLC 118



Plasma P2



Application	Installation Concert Sound	Concert Sound Installation	Concert Sound Installation	Concert Sound Installation
Woofer Type	1 x 18"	2 x 18"	1 x 18"	1 x 18"
Power Handling cont.	600 W	1200 W	600 W	600 W
Sensitivity(1W1m)	94 dB /100 dB*	100 dB /106 dB*	96 dB /102 dB*	built in Amplifier 800W
Max. SPL (peak)	128 dB /134 dB*	137 dB /143 dB*	130 dB /136 dB*	126 dB /132 dB*
Internal X-Over	no	no	no	Lowpass 100 Hz
Flying	L-track (F-version)	X-Line rigging, (F-vers.)	XLC rigging	
Dimension H/W/D	914 x 586 x 759 mm 36" x 23.1" x 29.9"	494.3 x 1245 x 740 mm 19.5" x 49" 29.1"	546 x 991 x 572 mm 21.5" x 39" x 22.5"	910 x 476 x 600 mm 35.8" x 18.7 x 23.6"
Weight	68 kg (150 lbs.)	92 kg (202.8 lbs.)	54.5 kg (120.2 lbs.)	63.6 kg (140.2 lbs.)

* 1/2-space SPL

Cinema Systems

Cinema. In a medium generally thought of as visual, the quality of a cinema's sound system is often what determines the "cinema experience" for the paying customer. For years Electro-Voice® has supplied loudspeaker systems to the cinema industry which meet or exceed standards set by THX® and Dolby® Laboratories. Every summer, with the release of the latest blockbuster action film, new benchmarks for acoustic performance are set, and EV continues to meet these demands with new innovations.

At Electro-Voice we offer the engineering knowledge and expertise to design and manufacture products "from the ground up." EV loudspeakers are conceived at the component level and integrated into high-performance screen channel, surround and subwoofer systems. We are committed to developing new technologies and achieving new levels of performance for cinema loudspeaker systems.

Variplex II™ Systems

The Variplex™ is one example of the many EV systems which are THX® approved. They join the large, diverse family of Electro-Voice cinema products developed for cinemas both large and small. This wide range of products and time-proven acoustic excellence means that you can design systems that "fit" any room, and more importantly, that the "cinema experience" will be the best your customers have ever heard. And take note: The THX®-approved, high-quality CPS Series amplifiers are part of this formula for success.

Variplex II™



- Three-way stage system
- Vari-Intense® technology provides uniform front-to-back coverage
- Ring-Mode Decoupling™ improves vocal clarity and intelligibility
- Variplex™ B model features passive MB/HF crossover for biamping
- THX® approved
- Digital Dynamics Capable™



Variplex II™ XL



- Three-way, high-output stage system
- High-output MB and HF drivers
- Vari-Intense® technology provides uniform front-to-back coverage
- Ring-Mode Decoupling™ improves vocal clarity and intelligibility
- THX® approved
- Digital Dynamics Capable™



THX and Lucasfilm are copyright © Lucasfilm Ltd. & trademarked ™. All rights are reserved. Used under authorization.

SPECIFICATIONS

	Variplex II XL	Variplex II	(not shown) Variplex M
Frequency Range	34 Hz - 16 kHz	34 Hz - 16 kHz	45 Hz - 18 kHz
Sensitivity, 1W/1m (LF/MF/HF)	104/109/112 dB	101/109/112 dB	104 dB
Max.SPL/1m (calc.) (ave./peak)	130 / 136 dB	130 / 136 dB	127 / 133 dB
Crossover Frequency	500Hz / 1300 Hz	500Hz / 1300 Hz	500 Hz
Long-term Power Handling (LF/MF/HF)	1600/400/75 W	800/400/75 W	500 / 300 W
Short-term Power Handling (LF/MF/HF)	6400/1600/300 W	3200/1600/300 W	2000 / 1200 W
Coverage Horizontal (long axis/short axis)	90°	90°	90°
Coverage Vertical (up/down)	20°/30°	20°/30°	20°/30°
HF driver	ND 6-8	ND6-8	DH2T
MF driver	2 x EV8DH	2 x EV8DH	2 x EV8D
LF driver	4 x DL15ST	2 x DL15ST	2 x EV15G
Nominal Impedance	2 x 4 / 4 / 8 Ohms	4 / 4 / 8 Ohms	4 / 4 Ohms
Dimensions (Height/Width/Depth)	1924 x 1296 x 396 mm 75.8" x 51" x 15.6"	1924 x 648 x 396 mm 75.8" x 25.5" x 15.6"	1924 x 648 x 396 mm 75.8" x 25.5" x 15.6"
Weight (net)	139 kg (306.4 lbs.)	74 kg (163.1 lbs.)	72,6 kg (160.1 lbs.)

Two-Way Systems

Electro-Voice® two-way screen systems offer flexibility in size and high-quality sound output for a variety of cinema applications. The TS9040D-LX and the TS550D-LX, both large-format systems, feature very high efficiency and are THX®-compatible. The medium-format TS940D includes a passive crossover, and the small-format TS992E's innovative flat-cabinet design saves considerable space behind the screen. For efficiency, wide-ranging application solutions, and incredible sound quality, nothing beats EV screen systems.



TS9040D-LX

- Large-format, two-way screen system
- Provides excellent acoustical performance in large or small rooms.
- THX® approved
- Digital Dynamics Capable™
- Wide, smooth frequency response



TS940D

- Medium-format, two-way screen system
- HP940T horn/ND6 driver
- XEQ-504 crossover for single-channel operation
- Smooth, accurate sound
- Passive crossover for single-channel operation



TS992M

- Small-format, two-way screen system
- DH2T HF on 90 x 50 horn
- EV15G LF system
- 10" depth: low-profile system (254 mm)

SPECIFICATIONS

(not shown)

	TS550D-LX	TS9040D-LX	TS940D	TS992M
Frequency Range	30 Hz - 20 kHz	32 Hz - 20 kHz	32 Hz - 20 kHz	38 Hz - 18 kHz
Sensitivity, 1W/1m (LF/HF)	100 / 111 dB	100 / 111 dB	100 dB	100dB
Max.SPL/1m (calc.) (ave./peak)	131 / 137 dB	129 / 135 dB	129 / 135 dB	130 dB
Crossover Frequency	500 Hz	500 Hz	500 Hz, internal	1300 Hz, internal
Long-term Power Handling (LF/HF)	1,200 / 75 W	800 / 75 W	800 W	300 W
Short-term Power Handling (LF/HF)	4,800 / 300 W	3,200 / 300 W	3,200 W	1,200 W
Coverage (H x V)	90° x 40°	90° x 40°	90° x 40°	90° x 50°
HF driver	ND6X-8	ND6X-8	ND6-X	DH2T
LF driver	2 x EVX155	2 x DL155T	2 x DL155T	EV15-G
Nominal Impedance	4 / 8 Ohms	4 / 8 Ohms	4 Ohms	8 Ohms
Dimensions (Height/Width/Depth)	1816 x 681 x 947 mm 71.5" x 26.8" x 37.3"	1816 x 681 x 947 mm 71.5" x 26.8" x 37.3"	1354 x 572 x 447 mm 53.3" x 22.5" x 17.6"	1200 x 660 x 254 mm 47.2" x 26" x 10"
Weight (net)	74,8 kg (164.9 lbs.)	74,8 kg (164.9 lbs.)	60.4 kg (133.1 lbs.)	35 kg (77.2)

Cinema Systems

Subwoofers

Subwoofers offer a variety of low-frequency solutions for general fixed installation or additional LF supplementation in existing installations. Low-frequency systems have f3s (the point at which response is -3 dB down) as low as 40 Hz. In general, response below 40 Hz is required for theatrical effects, full reproduction of pipe organs, and some special

effects in contemporary music such as synthesizers and down-tuned bass guitars. The TL 880D is especially suited for this special type of application.

Note: TL subwoofers have unprotected fronts and woofers, and should be used in inaccessible areas only.



TL880D

- Very-low-frequency subwoofer
- Direct radiating vented design
- High acoustic output to below 20 Hz (-10 dB) allows real low end effects
- THX® approved



TL440

- Very-low-frequency subwoofer
- Direct radiating vented design
- High acoustic output featuring single EVX180B woofer
- THX® approved



TL440M

- Very-low-frequency subwoofer
- Direct radiating vented design



TL18-1ES

- Low-frequency subwoofer
- Direct radiating vented design
- 38 Hz low end for rich bass
- Ultrathin depth

SPECIFICATIONS

	TL880D	(not shown) TL880DM	TL440	TL440M	TL18-1ES
Frequency Range	23 Hz - 1.8 kHz	27 Hz - 1.8 kHz	33 Hz• - 3.2 kHz	38 Hz• - 3.2 kHz	38 Hz - 2.0kHz
Sensitivity, 1W/1m (full/half-space)	99 / 105 dB	99 / 105 dB	96 / 102 dB	96 / 102 dB	96 / 102 dB
Max.SPL/1m (calc.) (ave./peak)	136 / 162 dB	133 / 137 dB	130 / 136 dB	128 / 133 dB	128 / 134 dB
Long-term Power Handling	1,200 W	800 W	600 W	350 W	400W
Short-term Power Handling	4,800 W	3,200 W	2,400 W	1,500 W	1,600 W
Coverage (<125 Hz)	omnidirectional	omnidirectional	omnidirectional	omnidirectional	omnidirectional
LF driver	2 x EVX180B	2 x EVS-18S	1 x EVX 180B	EV518S	1 x DL18-MT
Nominal Impedance	4 Ohms	4 Ohms	8 Ohms	8 Ohms	8 Ohms
Dimensions (Height/Width/Depth) in mm	1210 / 762 / 605 47.5" x 30" x 23.8"	1207 / 762 / 605 47.5" x 30" x 23.8"	1003 / 572 / 559 39.5" x 22.5" x 22"	1003 / 572 / 559 39.5" x 22.5" x 22"	1193 / 680 / 254 47" x 26.75" x 10"
Weight (net)	72,6kg (160 lbs)	70,8kg (156 lbs)	49 kg (108 lbs)	49 kg (98 lbs)	43kg (95 lbs)

•) 24Hz in step-down mode

Cinema Systems

Surround Loudspeakers

LOUDSPEAKERS



SL12-2V

SL10-2V

- High-output, two-way surround loudspeaker
- Versatile suspension and safety options
- 15° slanted cabinet
- Exceptionally wide and smooth frequency response
- SL10-2V model has 10" woofer
- SL10-2V includes wall mounting brackets
- THX® compatible
- Digital Dynamics Capable™

SL8.2

- Full-Bandwidth overload protection
- Strong-Arm-Mount™ for easy, flexible aiming
- Lightweight, unobtrusive plastic enclosure
- Easy-access input terminals
- 8-2way with 1,25" compression driver

SL6.2

- Full-Bandwidth overload protection
- Strong-Arm-Mount™ for easy, flexible aiming
- Lightweight, unobtrusive plastic enclosure
- Easy-access input terminals

SPECIFICATIONS

	SL12-2V	SL10-2V	SL8.2	SL6.2
Frequency Range	70Hz - 20 kHz	60Hz - 20kHz	60 - 20kHz	48Hz - 20 kHz
Sensitivity, 1W/1m	93 dB	93 dB	90 dB	90 dB
Max.SPL/1m (calc.) (ave./peak)	116 / 121 dB	113 / 119 dB	115/121 dB	111 / 177 dB
Long-term Power Handling	200W	100 W	200 W	
Short-term Power Handling	800 W	400 W	800 W	
Coverage (H x V)	100° x 90°	100° x 100°	100° x 100°	100° x 100°
LF driver	12" woofer	10" woofer	EV8L	2x6" woofer
HF driver	DH2010A	1" compression driver	DH2005	1" driver on waveguide
Nominal Impedance	8 Ohms	8 Ohms	8 Ohms	8 Ohms
Dimensions (Height/Width/Depth) in mm	535 x 476 x 335	476 x 318 x 275	451 x 282 x 263	419 x 228 x 198 mm
	21" x 18.7" x 13"	18.75" x 12.5" x 10.8"	17.75" x 11.12" x 10.35"	61.5" x 9" x 11.7"
Weight (net)	21,4 kg (47 lbs.)	10,5 kg (23.1 lbs.)	8.4 kg (18.5 lbs)	4.5 kg (10 lbs.)

Outdoor Speakers

From the EVID™ 3.2 to the Sx600, EV offers excellent solutions for outdoor speaker needs. EV®'s Sx and ZX1 Series bring the sound of indoor speakers out into the fresh air, and can be used for portable and fixed installations such as major theme parks. The new EVID line provides visual style and

audio substance not only indoors, but also in any outdoor environment and in humid indoor environments such as pools and saunas. Both families include transformer options.



ZX1i

ZX1i

- 8" -2-way with DH2005 1,25" compression driver
- Integrated Quick SAM foesy install and aiming
- 2 pattern 90x50 or 100 x 100
- Transformer version availavle (-T)



Sx300PI/PIX

Sx300PI/PIX

- Compact two-way, 12-inch, medium-throw full-range system
- Full-face, black powder-coated stainless steel grille, backed by a foam water shield, gives smooth appearance and a high degree of weather resistance
- 70.7/100-volt 100-watt transformer option with selectable taps (Sx300PIX)



ZX5PI

ZX5PI

- 15" -2 way with ND2, 2" compression driver &
- DVX3150 woofer
- 600W cont. power handlig



Sx600PI/Sx600PIX

- Tw- element vertical line array
- Very high sensitivity (105 dB/1W/1m)
- High intelligibility
- Two 12" woofers
- DH2T driver on 65x65 degree Varipath horn
- All weather cabinet
- Super SAM mounting, 60° x 180° adjustable
- Waterproof connection by SJO cable with glandnut
- Internal 600 Watt transformer available (SX600PIX)



Sx600PI



EVID 4.2/4.2T

- Two-way full range
- 1" voice coil (titanium diaphragm) with Neodymium magnetic structure
- Full bandwidth overload protection for HF and LF
- Three-dimensional elliptic (for compact look)
- Comes with Strong Arm Mount (SAM™) and a hex-key
- Suspension insert for SAM™, safety point on rear side



EVID 6.2/6.2T

- Two-way, high-output full range
- High sensitivity
- 1" voice coil (titanium diaphragm) with Neodymium magnetic structure
- Full bandwidth overload protection for HF and LF
- Three-dimensional ellipse (for compact look)
- Comes with Strong Arm Mount (SAM™) and a hex key
- Suspension insert for SAM™; safety point on rear side



LOUDSPEAKERS

Underwater loudspeaker

The UW 30 represents a departure from conventional designs of underwater sound sources. Its unique, patented design uses the case's structural enclosure as the sound transducer. Underwater speakers are required equipment for many activities in commercial, luxury resort pools and synchronized swimming events or instructions in Olympic pools. They are used for water ballets and similar water shows. UW 30 has a high-fidelity sound with low distortion, and the effect of music played underwater through it is truly enchanting.

The outer case of UW 30 is made of high-impact ABS and is pool-blue in color. All internal components are sealed inside the speaker through a "hot-melt" process, allowing it to be used in fresh- or salt-water pools or ocean environments. Sound dispersion is up to 30 x 30 feet (10 x 10 m) under water. Operating depth is up to 10 feet (3 m), with a recommended depth of 4 feet (1.2 m). Note: For overload protection, install a 25-ohm, 20-watt resistor in parallel with a 1.5-amp, fast-blowing fuse in series with the speaker.



UW 30

- Full-range underwater sound source
- Uniform sound throughout medium-sized pools
- Very high-fidelity sound
- Salt-water resistant
- Comes with a 50-foot (15-m), three-conductor waterproof cable terminated within the internal encapsulation material

Ultracompact monitor system

EV's S-40 produces maximum frequency response with an extended bass response. The sensitivity, therefore, is slightly less than with a regularly tuned box. The S-40 is made of

black or white high-impact polystyrene structural foam protected with a full-size, matching front grille.



S-40 B

- Two-way, full-range ultracompact
- Ultra-linear frequency response
- Vented LF enclosure
- Full bandwidth protection circuit for woofer and tweeter
- Ferrofluid-cooled soft-dome tweeter
- Trapezoidal
- 2 x 1/4" -20 suspension points



SPECIFICATIONS

	UW 30	S-40
Frequency range	100 Hz–10 kHz	85 Hz–20 kHz (+/- 3dB)
Sensitivity (SPL 1W/1m)	—	85 dB
Max. SPL/1m (calc.)	—	113 dB
Long-term power handling	30 W	160 W
Short-term power handling	—	640 W
Coverage (H° x V°)	omni (underwater)	100° x 100°
Directivity Index	—	9.8 dB (+3.8/-3.6 dB)
LF driver	special type	2 kHz–20 kHz
HF driver	—	5.25"
Crossover frequencies	—	1" Softdome
Nominal impedance (low Z version)	8 Ω	3,500 Hz
Minimum impedance (low Z version)	—	4 Ω
Input connections	waterproof cable	3.7 Ω
Dimensions (H x W at front x D)	183 mm [diameter] x 66 mm [D] (7.19" [diameter] x 2.61" [D])	spring terminal
Net weight (including mounting bracket)	1.8 kg (4 lbs.)	249 x 178 x 150 mm (9.8" x 7" x 5.9")
		2.6 kg (5.7 lbs.)

Components

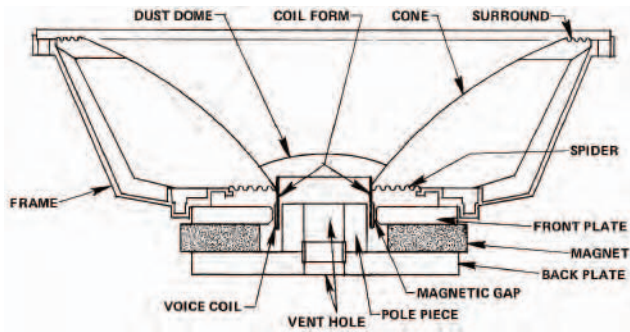
Woofers

EV component woofers are high-efficiency designs highly refined from years of development and field experience. They employ extended-length voice coils for high-impact reproduction of dynamic low-frequency program. All woofers feature proprietary heat-transfer systems for unmatched power capacity and reliability. Kevlar®-fiber-composite cones are used to provide structural strength to

resist collapse during explosive dynamic peaks and to provide internal mechanical damping to minimize resonances that can change the character of the sound at high levels. DL and EVX woofers are made of cast aluminium frames with push terminals, and all feature Ring-Mode Decoupling™ (RMD™) except for the DL18MT and the EVX180B.



EVM 12L Black Label: The official guitar loudspeaker of Zakk Wylde



SPECIFICATIONS	DL10X	DL12BFH	DL12ST	DL15BFH	DL15ST
Cone diameter	10" (254 mm)	12" (305 mm)	12" (305 mm)	15" (381 mm)	15" (381 mm)
Coil diameter	2.5" (63.5 mm)	2.5" (63.5 mm)	2.5" (63.5 mm)	2.5" (63.5 mm)	2.5" (63.5 mm)
Impedance	8 Ω	8 Ω	8 Ω	8 Ω	8 Ω
Frequency range	100–2,000 Hz	60–2,500 Hz	60–2,000 Hz	45–2,000 Hz	45–2,000 Hz
Long-term power rating (EIA)	300 W	300 W	300 W	350 W	400 W
Short-term power rating	1,200 W	1,200 W	1,200 W	1,400 W	1,600 W
Sensitivity (1 W @ 1 m)	98 dB	96 dB	98 dB	96 dB	95 dB
Maximum SPL	122.8 dB	120.8 dB	122.8 dB	121.4 dB	121.0 dB
Efficiency	5.92%	3.69%	5.60%	3.93%	2.66%
Frame front diameter	259.5 mm (10.22")	309.6 mm (12.19")	309.6 mm (12.19")	305.0 mm (15.16")	305.0 mm (15.16")
Magnet diameter	190.5 mm (7.50")	155.6 mm (6.13")	190.5 mm (7.50")	155.6 mm (6.13")	190.5 mm (7.50")
Overall depth	114.3 mm (4.50")	133.4 mm (5.25")	133.4 mm (5.25")	152.4 mm (6.00")	158.8 mm (6.25")
Mounting bolt circle diameter	244.5 mm (9.625")	293.7 mm (11.563")	293.7 mm (11.563")	369.9 mm (14.563")	369.9 mm (14.563")
Baffle cutout diameter	230.2 mm (9.063")	281.0 mm (11.063")	281.0 mm (11.063")	357.2 mm (14.063")	357.2 mm (14.063")
Net weight	6.5 kg (14.3 lbs.)	5.0 kg (11.1 lbs.)	6.7 kg (14.7 lbs.)	5.4 kg (12.0 lbs.)	6.9 kg (15.2 lbs.)

SPECIFICATIONS	DL18MT	EVX155	EVX180B	EVM12L Black Label
Cone diameter	18" (457 mm)	15" (381 mm)	18" (457 mm)	12" (305mm)
Coil diameter	2.5" (63.5 mm)	4" (101.6 mm)	4" (101.6 mm)	2.5" (63.5 mm)
Impedance	8 Ω	8 Ω	8 Ω	8 or 16 Ohms
Frequency range	35–800 Hz	40–2,000 Hz	30–800 Hz	80Hz–7kHz
Long-term power rating (EIA)	400 W	600 W	600 W	300 W
Short-term power rating	1,600 W	2,400 W	2,400 W	1200 W
Sensitivity (1 W @ 1 m)	96 dB	98 dB	98 dB	100 dB
Maximum SPL	122.0 dB	125.8 dB	125.8 dB	125 dB
Efficiency	2.9%	4.32%	3.4%	5.9%
Frame front diameter	460.5 mm (18.13")	385.0 mm (15.16")	460.5 mm (18.13")	309.6 mm (12.19")
Magnet diameter	190.5 mm (7.50")	209.6 mm (8.25")	8.25" (209.6 mm)	190.5 mm (7.5")
Overall depth	177.8 mm (7.00")	184.2 mm (7.25")	203.2 mm (8.00")	133.4 mm (5.25")
Mounting bolt circle diameter	441.3 mm (17.375")	369.9 mm (14.563")	441.3 mm (17.375")	293.7 mm (11.563")
Baffle cutout diameter	425.5 mm (16.750")	357.2 mm (14.063")	425.5 mm (16.750")	281.0 mm (11.063")
Net weight	7.2 kg (15.8 lbs.)	10.3 kg (22.8 lbs.)	10.6 kg (23.4 lbs.)	8.6 kg (19 lbs.)

Components

Compression Drivers

Electro-Voice is one of a handful of professional audio companies that can design high-performance compression drivers. Compression drivers are the most difficult audio transducers to design. Their unique requirements call for ultraprecise tolerances, state-of-the-art modeling routines, and exceptionally talented engineering expertise. Manufac-

turing techniques are frequently pushed to process limits, and materials are formed and stabilized with cutting-edge systems and controls. Each EV compression driver's parameters are tightly controlled to ensure world-class performance, thus putting the drivers at the top of their class in every respect.



DH7-8/DH7-16

- Large-format ceramic compression driver
- 300-watt power rating
- 3" titanium diaphragm
- 1.4" or 2" exit diameter for use on almost any high-performance horn
- Excellent for use with direct-radiator or horn-loaded LF and MB sections



ND6-8/ND6-16/ND6X

- Large-format neodymium compression driver
- 300-watt power rating
- 3" titanium diaphragm
- 1.4" or 2" exit diameter for use on almost any HP horn
- EV's highest-performance compression driver gives world-class performance in any application
- ND6X from > 500Hz



DH2T

- One-inch exit screw-on, medium-format compression driver
- 160-watt power rating
- 2" titanium diaphragm
- High performance on a wide variety of thread-on horn designs



DH3/DH2010A

- One-inch exit screw-on, small-format compression driver
- 80-watt power rating
- 1.25" titanium diaphragm
- Excellent extended-bandwidth HF driver for multi-way loudspeaker systems

Horn Adaptors

from 1.4" bolt-on to 2" bolt-on ADH6
 from 1" screw-on to 2" bolt-on ADH5
 from 1" screw-on to 1.4" bolt-on ADH3

SPECIFICATIONS

	DH7-8/DH7-16	ND6-8/ND6-16	DH2T	DH3/DH2010A
Frequency response	1,000 Hz–20 kHz	1,000 Hz–20 kHz / 500Hz–16kHz (ND6X)	1,200 Hz–20 kHz	1,500 Hz–20 kHz
Crossover frequency (minimum)	1,000 Hz	1,000 Hz	1,200 Hz	1,500 Hz
Midband sensitivity*	111 dB	112 dB	112 dB	111 dB
Long-term power rating (AES)	75 W	75 W	40 W	20 W
Short-term power rating	300 W	300 W	160 W	80 W
Impedance	8/16 Ohms	8/16 Ohms	8 Ohms	8 Ohms
Throat diameter	35 mm adapter (1.4"/2.0")	35 mm adapter (1.4"/2.0")	25 mm (1)	1.0" (25 mm)
Diaphragm diameter	76 mm (3.0")	76 mm (3.0")	50 mm (2.0")	32 mm (1.25")
Overall diameter	165 mm (6.5")	132 mm (5.2")	132 mm (5.2")	107 mm (4.5")
Overall depth	69 mm (2.7")	69 mm (2.7")	89 mm (3.5")	89 mm (3.5")
Net weight	4.54 kg (10.0 lbs)	2.5 kg (5.5 lbs)	2.27 kg (5.0 lbs)	1.5 kg (3.4 lbs)

*Average from 1,000 Hz–5 kHz on HP6040 horn (DH3 average from 1,500 Hz–5 kHz on HPT64 horn)

HP Horns

The HP horn series is a refinement of the concept of "constant directivity," which, in 1974, EV was the first to introduce. For the first time, horn coverage angles were truly uniform over a wide frequency range. In the HP series, unique beamwidth-control vanes within the horn throat form a waveguide that eliminates the narrowing of coverage angle – beaming – that occurs in other 2-inch-throat

horns. EV's patented Transplanar™ design provides exceptionally smooth frequency response. HP horns or variants thereof are used throughout the EV speaker system lines. Each HP horn features an integral die-cast metal throat encapsulated in the fiberglass sidewalls. This unitized construction provides very high strength and low weight.

Note: Horns shown out of proportion to each other



HP6040



HP420



HP64



HPT64

HP4020 HP6040 HP9040

- Large-format two-inch horns
- The ultimate in dispersion control, with control of rated dispersion angle down to 500 Hz, both horizontally and vertically
- Directivity control to 500 Hz maximizes vocal intelligibility and musical clarity in difficult acoustic environments

HP420 HP640 HP940 HP1240

- Medium-format two-inch horns
- Vertical dimensions have been reduced, for use when space constraints preclude the use of large-format horns
- Horizontal directional control maintained to ~500 Hz
- Vertical control to ~1,500 Hz

HP64 HP66 HP94

- Small-format two-inch horns
- Use as primary HF horns in compact sound systems
- Beamwidth control to ~2,000 Hz

HPT64 HPT94

- Very-small-format one-inch horns
- Use in three- and four-way systems with DH3 driver for tweeter and supertweeter applications
- Directional control to 3,000 Hz

SPECIFICATIONS

	HP4020	HP6040	HP9040	HP420	HP640	HP940
Coverage (H° x V° nominal)	40° x 20°	60° x 40°	90° x 40°	40° x 20°	60° x 40°	90° x 40°
Directivity Factor (average)	45.1 (+12.7, -18.9) (500 Hz–20 kHz)	25.8 (+17.9, -5.9) (500 Hz–20 kHz)	12.1 (+4.6, -3.7) (500 Hz–20 kHz)	47.7 (+25.9, -23.5) (1,250 Hz–20 kHz)	20.6 (+11.3, -3.3) (1,250 Hz–20 kHz)	11.9 (+3.6, -3.0) (1,250 Hz–20 kHz)
Directivity Index (average)	16.4 dB (+1.2, -2.2) (500 Hz–20 kHz)	14.1 dB (+2.3, -1.1) (500 Hz–20 kHz)	10.8 dB (+1.4, -1.6) (500 Hz–20 kHz)	16.8 dB (+1.9, -3.0) (1,250 Hz–20 kHz)	13.1 dB (+1.9, -0.7) (1,250 Hz–20 kHz)	10.7 dB (+1.2, -1.2) (1,250 Hz–20 kHz)
Useable low-frequency limit	200 Hz	500 Hz	400 Hz	400 Hz	400 Hz	400 Hz
Throat entrance	2" bolt-on	2" bolt-on	2" bolt-on	2" bolt-on	2" bolt-on	2" bolt-on
Height	838 mm (33.0")	813 mm (32.0")	813 mm (32.0")	367 mm (14.4")	330 mm (13.0")	330 mm (13.0")
Width	813 mm (32.0")	711 mm (28.0")	679 mm (26.75")	610 mm (24.0")	711 mm (28.0")	533 mm (21.0")
Depth	1,252 mm (49.3")	808 mm (31.8")	808 mm (31.8")	749 mm (29.5")	437 mm (17.2")	285 mm (11.2")
Net weight	12.3 kg (27.0 lbs)	9.1 kg (20.0 lbs)	9.1 kg (20.0 lbs)	5.9 kg (13.0 lbs)	4.3 kg (9.5 lbs)	3.2 kg (7.0 lbs)

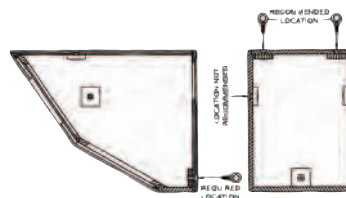
SPECIFICATIONS

	HP1240	HP64	HP66	HP94	HPT64	HPT94
Coverage (H° x V° nominal)	120° x 40°	60° x 40°	60° x 60°	90° x 40°	60° x 40°	90° x 40°
Directivity Factor (average)	8.6 (+2.5, -2.1) (1,250 Hz–20 kHz)	18.1 (+4.1, -8.8) (1,600 Hz–20 kHz)	17.9 (+10.5, -9.3) (1,600 Hz–20 kHz)	10.1 (+5.8, -1.8) (1,600 Hz–20 kHz)	15.8 (+5.2, -4.9) (3,150 Hz–20 kHz)	11.6 (+5.0, -2.5) (3,150 Hz–20 kHz)
Directivity Index (average)	9.34 dB (+1.1, -1.2) (1,250 Hz–20 kHz)	12.6 dB (+0.9, -2.9) (1,600 Hz–20 kHz)	12.5 dB (+2.0, -3.0) (1,600 Hz–20 kHz)	10.0 dB (+2.0, -0.8) (1,600 Hz–20 kHz)	12.0 dB (+1.2, -1.6) (3,150 Hz–20 kHz)	10.6 dB (+1.6, -1.0) (3,150 Hz–20 kHz)
Useable low-frequency limit	400 Hz	650 Hz	650 Hz	800 Hz	1,600 Hz	1,600 Hz
Throat entrance	2" bolt-on	2" bolt-on	2" bolt-on	2" bolt-on	1" bolt-on	1" bolt-on
Height	330 mm (13.0")	279 mm (11.0")	279 mm (11.0")	279 mm (11.0")	133 mm (5.25")	133 mm (5.25")
Width	533 mm (21.0")	224 mm (8.8")	224 mm (8.8")	222 mm (8.75")	133 mm (5.25")	133 mm (5.25")
Depth	265 mm (10.4")	220 mm (8.7")	165 mm (6.5")	220 mm (8.7")	104 mm (4.1")	101 mm (4.0")
Net weight	3.2 kg (7.0 lbs)	2.5 kg (4.5 lbs)	2.2 kg (4.8 lbs)	2.5 kg (4.5 lbs)	0.4 kg (0.8 lbs)	0.4 kg (0.8 lbs)

Flying Hardware


EVI 12/15

EBK-1 (Eyebolt-Kit)



EVID 12.1

1 Eyebolt is included.



Note: One 3/8"-16-thread forged steel eyebolt is included. A second is necessary!

FRI

4 Eyebolts included

FRX Systems

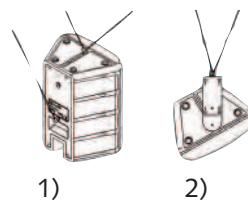
(Except FRX-122)

Single stud kit included

**Sx 100/300
Sb 122**

- 1) MB 100
- 2) MB 100 + MB 200

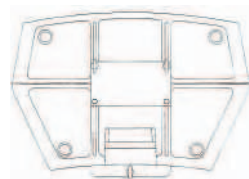
Security advice:
When flown by 90° (figure 2) don't use eyebolts only!



Sx 500 +

MB 700 - Kit contains:

- 3 lifting eyebolts
- 1 mounting plate
- 1 pull-up mounting plate



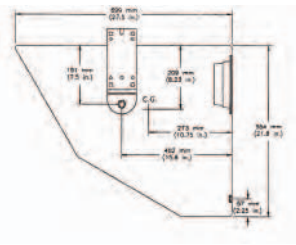
Security advice:
Do not screw MB 100 directly into M8 thread!

Note: Flying and suspending of speakers requires authorized personnel

Mounting hardware

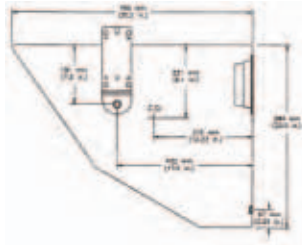


EVI-12 Ceiling mount



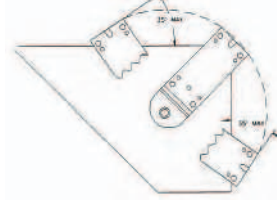
EVI-12MBB black
EVI-12MBW white

EVI-15 Ceiling mount



EVI-15MBB black
EVI-15MBW white

EVI-28 Wall or ceiling mount



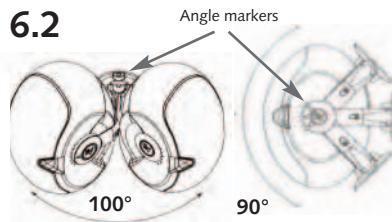
The radius of action is 140°.

EVI-28MBB black
EVI-28MBW white




EVID 3.2 / 4.2 / 6.2

SAM™ comes with each EVID™ system and includes a hex-key-tool. SAM™ has angle markers to make installation easier.



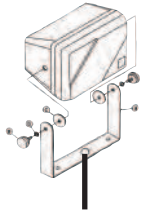
EVID 12.1

Bracket passes EIA 636 at a safety factor of 8:1. The bracket for on-wall or corner mounting and a safety eyebolt comes with EVID 12.1.



S-40

Wall, ceiling or stand mount

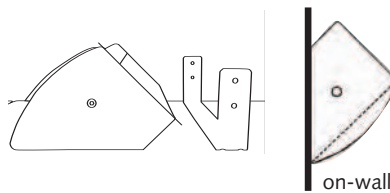


S-40 MB/B: black
S-40 MB/W: white

Note: The thread diameter can be reduced with a standard 5/8-inch screw adapter for different mic stands.

FRI-2082

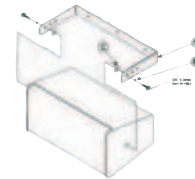
Under balcony or on-wall mount



The 100° x 100° dispersion angle allows one to install FRI-2082 vertically on the wall as well. Mounting bracket **comes with** FRI-2082.

Xi- 1082

Under balcony or on-wall mount



MB-1082: black



Sx 80

Wall or ceiling mount



Sx 80 MBB black
Sx 80 MBW white

For cost effective installation.

Sx 250/SxA250

Sk-1 Rigging Kit



Stand mount



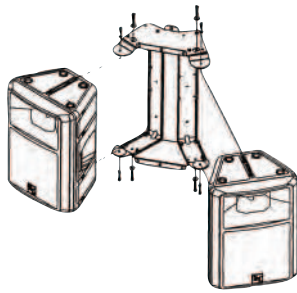
Sx 80 SM black

For speakers stands with 35 mm diameter.

Note: Flying and suspending of speakers requires authorized personnel

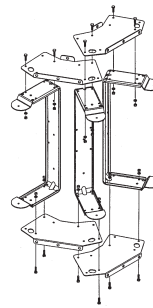
Sx 100 / Sx 300 / Sb 122

Horizontal Cluster 120° (2 systems)



2 x MB 200 + 1 x MB 300 necessary

Horizontal Cluster 180° (3 systems)



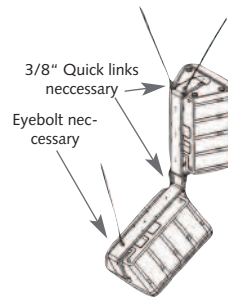
3 x MB 200 + 2 x MB 300 necessary

Wall or ceiling-mount



1 x MB 200 necessary

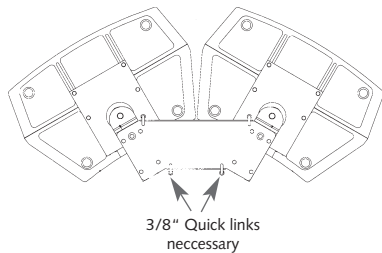
Vertical Cluster



2 x MB 200 necessary

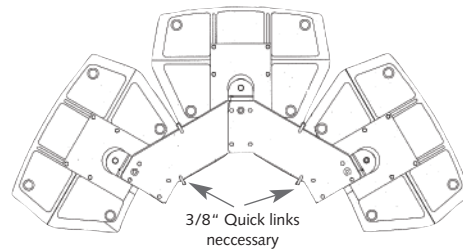
Sx 500 +

Horizontal Cluster 140° (2 systems)



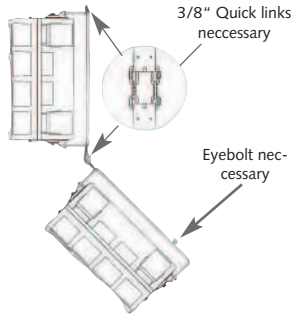
2 x MB 500 + 1 x MB 600 necessary

Horizontal Cluster 210° (3 systems)



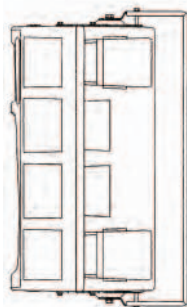
3 x MB 500 + 2 x MB 600 necessary

Vertical Cluster



2 x MB 500 necessary

Wall-mount



1 x MB 500 necessary

Sx-Series™ hardware-overview:

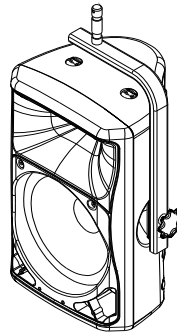
Sx 80	Sx 80 SM Sx 80 MBB Sx 80 MBW	Stand mount U-bracket U-bracket	black black white
Sx 100+ Sx 300 Sb 122	MB 200 B MB 200 W MB 300 B MB 300 W	U-bracket U-bracket Array-kit (2 plates) Array-kit (2 plates)	black white black white
Sx 500 +	MB 500 MB 600	U-bracket Array-kit	black black

Note: Flying and suspending of speakers requires authorized personnel

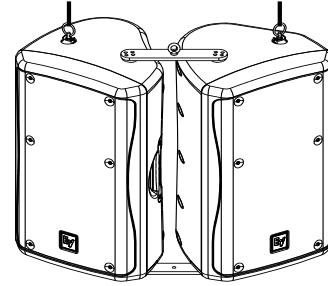
ZX5



MB5 Wall/Ceiling mounting bracket

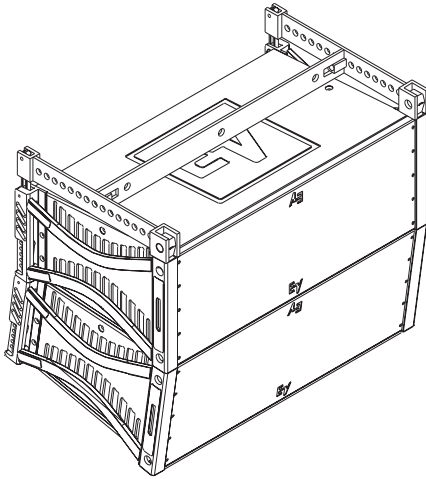


PSA-V using HA-5



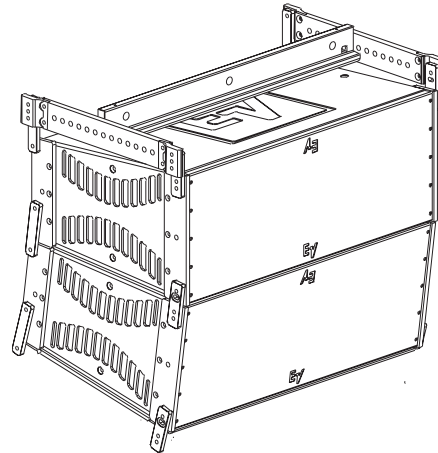
CB5 cluster bracket kit

XLC Rigging



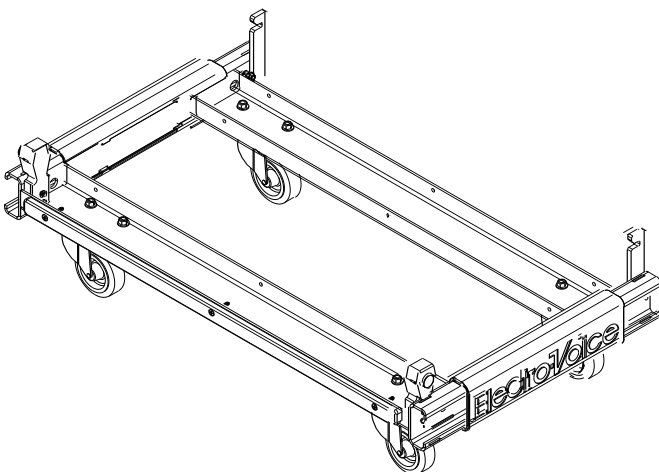
A-1 Grid for XLC
(other rigging hardware included with speaker)

XLCi Rigging

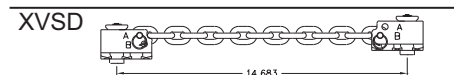
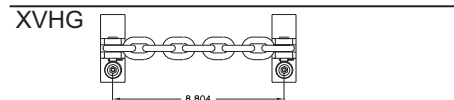
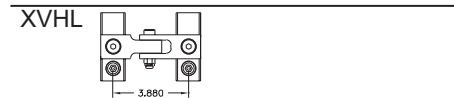
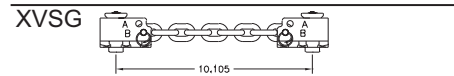
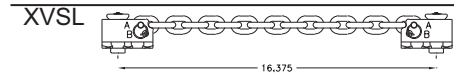


A-2 Grid for XLCi
(other rigging hardware included with speaker)

XLC Bottom Dolly



X-Line Rigging Accessories



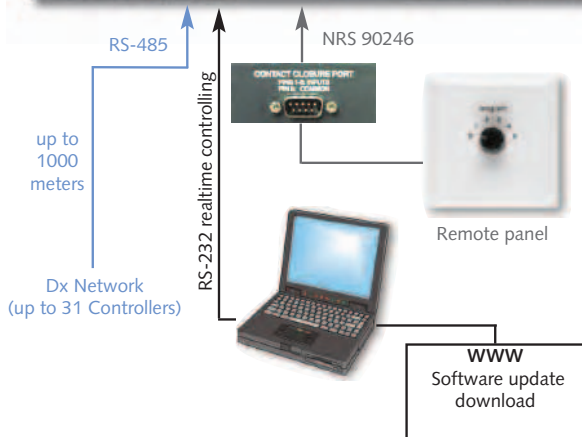
Dx38 (Digital Sound System Processor)

Digital Sound System Processor


Dx38 sets standards for digital loudspeaker controllers and processors, providing 48-bit filter algorithms, 24-bit AD/DA conversion and a dynamic range of 115 dB. Dx38 can be used in networks of up to 31 controllers with a maximum networking distance of 1.000 meters. Real-time controlling and configuration is either via the front panel or PC via RS-232, MIDI or RS-485 bus for networking.

Dx38 is a 2-in/4-out controller with a "virtual" third input source. It has a mono sum of both input channels to maximize flexibility. Two configuration modes allow clearer handling for different qualified users. 30 user memories and 50 factory presets can be managed.

The Dx38 comes with a detailed manual plus RACE software which includes current EV speaker and amp data.



RS-485 Remote Interface for Dx38



Available Options and Accessories:

- | | |
|-----------|---|
| NRS 90244 | Input transformer |
| NRS 90247 | RS-485 network interface |
| NRS 90246 | Contact Closure interface for external "User preset" selection; 8 contacts (pin 1-8: activation, pin 9: common) |

SPECIFICATIONS

Dx 38

Controller type	2 (+1) in/4 out
Data format	24-bit linear AD/DA conversion 48-bit processing
A/D conversion	24-bit/sigma-delta (linear phase) 128 times oversampling
D/A conversion	24-bit/sigma-delta 128 times oversampling
Sampling rate	48 kHz
DSP type	2 x 24-bit Motorola
Frequency response	20 - 20 kHz (- 0.5 dB)
Dynamic Range (typical)	115 dB
THD (without input transformer)	< 0.01%
THD (with input transformer)	< 0.05%
Input connectors	2 XLR (elec. balanced), parallel out
Input voltage (nominal)	1.55V/+ 6 dBu
Maximum input voltage	24.5V/+30 dBu
Input impedance	20k ohms
Common mode rejection	> 40 dB
Output connectors	4 XLR (elec. balanced)
Output voltage (nominal)	1.55 V/+ 6 dBu
Maximum output voltage	8.7V/+ 21 dBu
Output impedance	< 100 ohms
Minimum load impedance	600 ohms
Frequency crossovers (slopes)	6, 12, 18, 24 dB/oct.
Frequency crossovers (designs)	Butterworth, Bessel, Linkwitz-Riley
Filters (In- and Outputs)	26 (full) parametric equalizers, Low-Shelving EQ (6, 12 dB slope), LPN (Lowpass-Notch) switchable, Hi-Shelving EQ (6, 12 dB slope), Lo-Cut filter (6 or 12 dB slope), B6 alignment, Hi-Cut filter (6 or 12 dB slope), All-Pass filter (1st or 2nd order), Phase invert (180°)
Digital Compressor	4 (1 each output) with graph
Digital Limiter	4 (1 each output) with graph
Delay	3 master delays (2 ms - 900 ms) 4 channel delays (0 ms - 900 ms)
Delay increment	21 µsec.
MIDI in/out/thru	Data dump, Master/Slave operation, Remote Control
Graphic LCD with LED-background light	122 x 32 dots
Locking function	via key-lock
Dimensions mm (WxHxD)	483.0 x 43.6 x 374.0 mm 1.72" x 1.9" x 14.75"
Weight net	5.0 kg (17.03 lbs.)

RACE Software

RACE

Software for Dx38

RACE is a professional audio tool to generate presets for speaker systems. In addition to the clear display of all used filters, delay and level settings, each output can be assigned with the acoustic data (phase and frequency response) of the individual speaker component.

This pure speaker data has been measured in free space. RACE then calculates the complex summation of all used filters, level and delay settings applied to these components. Thus the display on the screen is not only the electrical filter response but, for the first time, the actual true acoustic response of the component! Any change of parameter values is visible and audible in real time.

An additional tool is the SPL dispersion window for lower frequencies. Presets can even be prepared off-line in advance and need only a little tweaking once speakers are in place.

RACE enables engineers to seamlessly integrate room influence, speaker positioning and parameter settings and a RACE Processed Preset is a guarantee for a solid, accurate basis from which to begin system tuning. EV is supplying these presets for all current EV speaker systems, even if the needed combination is not part of the 50-factory preset of the Dx38.

Signal Flow Diagram

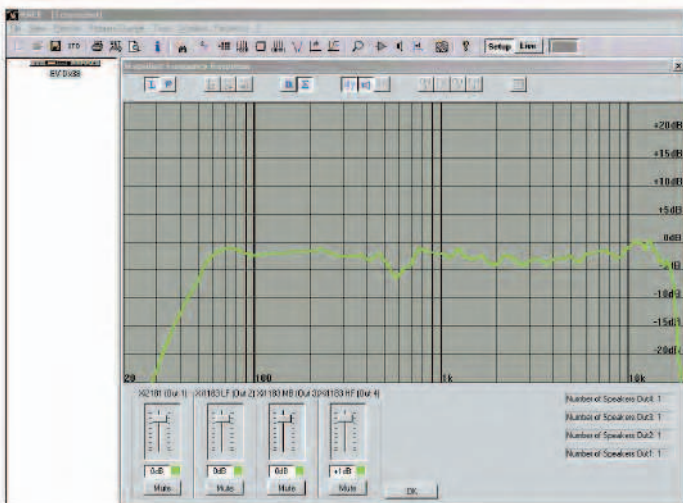
The signal flow diagram provides a clear overview of all available parameters. Immediately after the input metering there are five master equalizers per input available. Each of these filters can be set as hi- or lo-pass (6dB/12dB-Peaking), hi- or lo-shelf (6/12dB) or as a fully parametric eq. Each activated filter is signaled by a green LED symbol.

Each input, or the sum of both inputs, can be delayed separately up to 900ms with the master delay. The fully flexible routing allows each input as well as the sum to be routed to any of the four outputs. Four filters per output are available with same filter functions as the master eq. In addition, an all-pass filter for phase corrections can be selected. The x-over section provides a hi- and a lo-pass-filter per channel and an output delay for alignment. The dynamics sections



with independent compressor and limiter can be used for speaker protection.

The output meter display works like the whole editor in real-time. Level control and mute are available for each channel. All of these parameters on the Dx38 can easily be edited via the front control panel without using a PC. Once you try RACE however, you may never want to work without it!



Overall Frequency Response

The acoustical response of Xi1183/64 plus Xi2181 (4-way) using the big Bode-Plot. Any change of parameters like level, filter or delays is displayed immediately. Even very complex array settings can be tuned simply and accurately.

Download RACE software for the Dx38 for free from www.electro-voice.com

AC One Analog Controller

AC One Analog Audio Controller

The AC One analog audio controller has been designed to be used in high-performance applications that employ small-to medium-size full-range systems with subwoofers. Its excellent audio performance, dynamic range of 117 dB, extremely low noise level, and outstanding price-performance ratio make the AC One an advantageous alternative to conventional crossover and controller solutions. It is possible to meet the tough demands of modern audio applications – such as high sound pressure level, coverage, and sound quality – only by using a biamped loudspeaker system which

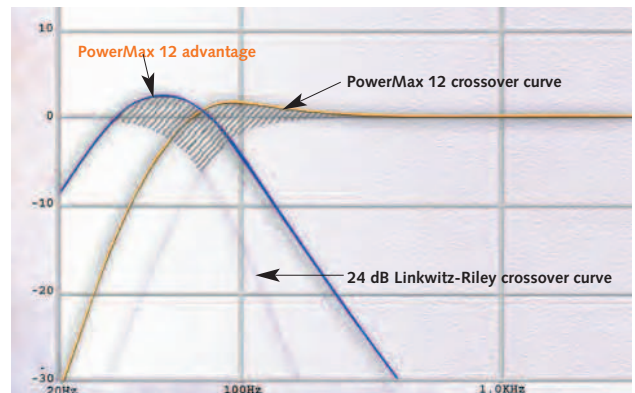
can fully separate, amplify, and reproduce the audio signal's frequency ranges. The PowerMax 12 crossover function brings the low-frequency performance of bigger systems to compact systems. The AC One guarantees highly economical system applications without loss of performance, and helps to save on application space.

Inputs and outputs are active balanced. The inputs can be fitted with optional high-quality input transformers (NRS 90208). The outputs feature output relays which protect against unwanted noise in case of power failure.



The PowerMax 12 Advantage and its Unique EQ Section

The new PowerMax 12 crossover function (patents pending) makes the best possible use of amplifier output power and loudspeaker transmission capacities. Compared to other regular crossover designs on the market, PowerMax 12 delivers an extra 3 dB SPL at the crossover point, something which cannot be achieved by normal EQ'ing alone. In addition, speaker overload and amplifier clipping are dramatically reduced. The PowerMax 12 crossover function silences the oft-heard complaint: "It needs more punch and definition." In addition, a 12-dB (Q: 1.0) lo-cut filter and a unique 3-band equalizer featuring the patented LPN filter allows for flexible, easy, and quick system adjustments.



AC One Options and Accessories:

Part number	Option/accessory
PA 1	Clear acrylic cover
NRS 90208	Input transformer

SPECIFICATIONS

AC One

Crossover type	2-way stereo + sub mono
Crossover frequency (sweepable)	45–160 Hz
Crossover filter type	PowerMax 12
Filter options (adjustable)	Lo-cut / 3-band EQ
Frequency response (-3 dB @ 1 kHz)	16 Hz–150 kHz
Nominal gain	0 dB
Maximum gain	+12 dB
Dynamic range (+20 dBu, a-weighted)	117 dB
THD + N (20 Hz–20 kHz, +6 dBu)	<0.02%
THD + N (typical, +6 dBu)	0.003%
Crosstalk attenuation	>80 dB
Mute switch rejection	>90 dB
Level control attenuation	>80 dB
Input impedance	20 k Ω

SPECIFICATIONS

AC One

Maximum level (inputs: A, B)	+20 dBu
Rated level (inputs: A, B)	+6 dBu
Gain range (inputs: A, B)	$-\infty$ to +6 dB
Output impedance (HI, LO, SUB)	75 Ω
Maximum level (outputs: HI, LO, SUB)	+20 dBu
Rated level (outputs: HI, LO, SUB)	+6 dBu
Gain range (outputs: HI, LO, SUB)	$-\infty$ to +6 dB
Input/output connectors	XLR (active balanced)/ Inputs with parallel out
Power consumption	17 W
Power requirements 50–60 Hz (switchable)	100–120V/220–240V
Dimensions (H x W x D)	1.72" x 19" x 8.92"
Net weight	43.6 x 483 x 226.5 mm (1 RU) 7.07 lbs (3.2 kg)

Amplifiers

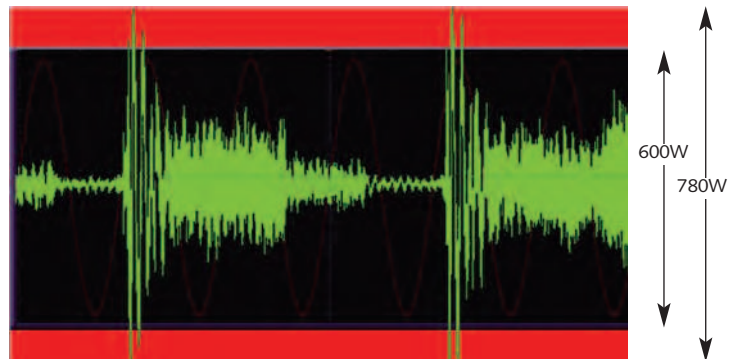
The Precision Series™ (P-Series), EV's top line of power amplifiers, has become a world standard in touring business. Their extreme reliability, high-level sound and durable design make them the amp of choice for the Rolling Stones' world concert tours. A two-year tour is torture for any piece of touring equipment and EV's speakers and amplifiers did an outstanding job, not only from an acoustical point of view. During the two-year period, only one fuse blew on one of the amplifiers!

All EV amps are equipped with a unrivalled and complete protection and safety package for maximum sound performance. Their technical specifications represent the highest league of professional power amplifiers. Precision Series™ guarantees, among other things, outstanding transient response for uncomplicated sonic reproduction of the original signal, and extremely low dynamic distortion to ensure excellent sound quality. Q-Series and CPS-Series are based on Precision Series™.

All EV Amplifiers feature:

- Dynamic audio limiters (shown right)
- Switchable limiter time constant (P-Series)
- Peak current limiters
- Inrush current limiters
- Turn-on delay ("soft-start")
- Excessive high frequency (RF) protection
- Excessive Back-EMF protection
- DC fault protection
- Shorted loads protection
- High temperature protection controls thermal overload of the power transistors and the transformer
- Low-noise 3-stage resp. 4-stage fans with front-to-rear airflow
- Up to 30 % headroom of power capability
- Generous power-supply construction
- Flexible Input routing (mono parallel, stereo)
- Stable and safe operation on 2 ohms load
- Bridge-mode operation on 4 ohms load
- High-level sound performance
- Extreme reliability
- Highest quality standards: German engineering

Dynamic Headroom



30% Dynamic headroom of a Q66 amplifier

Q-Series

Q-Series is based on EV's world famous P-Series. They contain all features listed above and guarantee the same high quality, in cost-effective packages of 2 x 450 W and 2 x 600 W output power.

Q-Series comes up in a stable 3-RU zinc-plated steel housing with rear-mounted dB-scaled level controls.



SPECIFICATIONS

	Q 44	Q 66
Continuous rated power (1k Hz, THD 1 %)		
2 ohms	650 watts	850 watts
4 ohmsΩ	450 watts	600 watts
8 ohms	280 watts	380 watts
Continuous rated power (20 - 20k Hz, THD < 0,2%)		
4 ohms	350 watts	500 watts
8 ohms	230 watts	300 watts
Max. bridged output		
4 ohms	1,300 watts	1,700 watts
8 ohms	900 watts	1,200 watts
Slew rate	> 25 V / μs	> 30 V / μs
Total Harmonic Distortion	< 0.05 %	< 0.05 %
Intermodulation Distortion (SMPTE)	< 0.08 %	< 0.08 %
DIM 30	< 0.03 %	< 0.03 %
Damping factor 100 Hz / 1000 Hz	> 300 / > 200	> 300 / > 200
Crosstalk (at 1.000 Hz)	< 80 dB	< 80 dB
Signal-to-noise ratio (dB A-weighted)	> 105 dB	> 105 dB
Input Impedance (balanced)	20k Ω	20k Ω
Input Sensitivity (0 dBu factory setting)	0 dBu / +6 dBu	0 dBu / +6 dBu
Input connectors, parallel out	XLR in/out	XLR in/out
Output connectors	Speakon (Pin 1)	Speakon (Pin 1)
Dimensions (H x W x D)	133 x 483 x 386 mm	133 x 483 x 386 mm
	5.25" x 19" x 15.7"	5.25" x 19" x 15.7"
Net weight	15 kg (35.2 lbs.)	16 kg (35.2 lbs.)

PA Series Amplifiers

The PA series of compact commercial rack mount power amplifiers are designed for demanding sound reinforcement, background music/paging and public address system installations where long term reliability and flexibility is the ticket. These units are exceptional values, loaded with features and are easy to install in a variety of system designs. The models in the PA series range from 160 to 450

watts of power per channel in a compact 2RU package. All models have a variety of features which enables them to be customized to a wide range of demanding commercial sound and audio reinforcement applications. The PA1250T, PA2250T and PA2400T all provide 70/100V output capability using low distortion output transformers for wide bandwidth and minimal saturation.

- **Balanced phoenix style input connectors – makes installation easy.**
- **A phoenix style connector block for all output modes.**
- **Models available from 160 to 450 watts per channel into 4 ohms or 70/100V.**
- **Bridge mode operation on all multi channel models provide power flexibility.**
- **Switch selectable hi-pass filter at either 50Hz or 300Hz meets any installation requirement.**
- **Independent rear panel level controls provided for each channel**
- **All models provide multi-voltage operation from 110-240vac.**
- **Integrated “rack ears” allow for rack mounting without additional accessories.**



SPECIFICATIONS

	PA2450L	PA4150L	PA2400T	PA2250T	PA1250T
Number of Channels	2	4	2	2	1
Load Impedance	8/4 Ohms	8/4 Ohms	8/4 Ohms/100V/70V	8/4 Ohms/100V/70V	100V/70V
Rated output power (*rated load) THD<1%, 1kHz	220W/450W	100W/160W	215W/430W/430W/430W	135W/270W/270W/270W	270W/270W
Rated output power (*rated load) THD<0.2%, 20Hz – 20kHz	200W/400W	75W/150W	200W/400W/400W/400W	125W/250W/250W/250W	250W/250W
Slew rate at 1kHz V/μs	28	16	25/25/65/46	18/18/61/41	61/41
Frequency response -1dB, ref. 1kHz	<10Hz -40kHz	<10Hz -40kHz	65Hz -40kHz/65Hz -20kHz	65Hz -40kHz/65Hz -20kHz	65Hz -20kHz
Input impedance 20Hz – 20kHz, balanced	>20kohm	>20kohm	>20kohm	>20kohm	>20kohm
Input sensitivity @ rated output power or voltage, 1kHz	0dBu (775mV)	0dBu (775mV)	0dBu (775mV)	0dBu (775mV)	0dBu (775mV)
THD @ rated output power MBW=80kHz, 1kHz	<0.1%	<0.1%	<0.1%	<0.1%	<0.1%
IMD-SMPTE 60Hz, 7kHz	<0.1%	<0.1%	<0.1%	<0.1%	<0.1%
DIM30 3.15kHz, 15kHz	<0.1%	<0.1%	<0.1%	<0.1%	<0.1%
Crosstalk ref. 1kHz, @ 10% rated output power	<-75dB	<-75dB	<-75dB	<-75dB	<-75dB
Dimensions (W x H x D)	483mm x 88mm x 406mm (19" x 3.5" x 16")	483mm x 88mm x 406mm (19" x 3.5" x 16")	483mm x 88mm x 406mm (19" x 3.5" x 16")	483mm x 88mm x 406mm (19" x 3.5" x 16")	483mm x 88mm x 406mm (19" x 3.5" x 16")
Weight	16.5kg (36.34lbs)	18kg(39.65lbs)	26kg(57.27lbs)	23.5kg(51.76lbs)	16.5kg(36.34lbs)

Contractor Precision Series (CPS) Amplifiers

The CPS Series are high-performance amplifiers with unmatched dynamic range capability, ensuring the most reliable operation favored by sound contractors in all sound reinforcement applications.

The CPS Series achieves its outstanding dynamic range through the use of our unique nonlinear signal monitor. This

feature limits amplifier distortion to less than 1 percent, eliminating the "hard-edged" clipping which can destroy most speaker systems. The amplifier's power supply is specifically designed to deliver high peak signals, proving a burst signal output capability headroom more than 30% over their average continuous rating.



CPS2T

The CPS2T offers all the performance of the CPS2 and adds the capability of 70v/100v constant voltage operation. It also features Transformer Saturation Protection (TSP), which monitors the current demands of the 70v/100v matching transformer and can protect against overload and distortion. The exceptional reliability and performance of the CPS2T has made it the amplifier of choice for a wide variety of distributed audio installations such as convention centers, factories, warehouses, stadiums, office buildings, and the like. Anywhere large amounts of reliable 70v amplifier power is needed, the CPS2T can meet the spec easily.



CPS 1

(not shown)

The CPS1 can deliver up to 450 watts of power at 1kHz into 4 ohms. The CPS 1 has been extremely popular in smaller venues such as houses of worship, retail spaces, and entertainment venues where background or foreground music is needed.

CPS 2

(not shown)

The CPS2 incorporates all the advanced features of the CPS1 but can deliver up to 600 watts of power at 1kHz into 4 ohms.

CPS 2.4

The CPS2.4 is ideal for smaller full-range systems or larger mid/high frequency amplification in larger installations. The CPS2.4 is an ideal companion to the popular EVID line of premium surface-mount and ceiling speaker systems.

CPS 2.6

The workhorse of the line. Its 600 watts of compact power is perfect for mid-level full range installs.

CPS 2.8

At 800 watts per channel the CPS2.8 is the best value in the line. It can power a wide range of speaker cabinets either in multi-way or full-range modes for a large range of fixed installation jobs.

CPS 2.11

No power amplifier on the market can offer such a high level of power performance and reliability. At 1100 watts/channel the CPS2.11 can power large stadium, theater, and auditorium type installations with ease.

SPECIFICATIONS

	CPS1	CPS2	CPS2.4	CPS2.6	CPS2.8	CPS2.11	CPS2T
Maximum power (1k Hz; THD <1%)							
2 Ω	650 W	850 W	600 W	900 W	1,100 W	1,600 W	850 W
4 Ω	450 W	600 W	400 W	600 W	800 W	1,100 W (100V: 500W)	600 W (100V: 500W)
8 Ω	280 W	350 W	240 W	350 W	500 W	600 W	380 W
Rated power (20 Hz–20 kHz; THD <0.2%)							
4 Ω	350 W	500 W	300 W	500 W	700 W	900W	500 W (100V: 580W)
8 Ω	230 W	300 W	150 W	250 W	350 W	450 W	330 W
Maximum bridged output (1,000 Hz; <1% THD)							
4 Ω	1,300 W	1,700 W	1,240 W	1,800 W	2,200 W	3,200 W	1,700 W
8 Ω	900 W	1,200 W	800 W	1,200 W	1,600 W	2,200 W	1,200 W (100V: 1,160)
Slew rate	25 V/μs	30 V/μs	35 V/μs	35 V/μs	35 V/μs	35 V/μs	30 V/μs
Total harmonic distortion	<0.05%	<0.05%	<0.05%	<0.05%	<0.05%	<0.05%	<0.05% (100V: <0.2%)
Intermodulation distortion (SMPTE)	<0.08%	<0.08%	<0.02%	<0.02%	<0.02%	<0.02%	<0.08% (100V: <0.3%)
Crosstalk (at 1,000 Hz)	<-80 dB	<-80 dB	<-80 dB	<-80 dB	<-80 dB	<-80 dB	<-80 dB
Input impedance (balanced)	20 kΩ	20 kΩ	20 kΩ	20 kΩ	20 kΩ	20 kΩ	20 kΩ
Signal-to-noise ratio (dB A-weighted)	>105 dB	>105 dB	103.5 dB	105.5 dB	107 dB	107 dB	>100 dB
Dimensions (W x H x D)	483 x 132.5 x 368.8 mm	483 x 132.5 x 368.8 mm	483 x 88.1 x 368.8 mm	483 x 88.1 x 368.8 mm	483 x 88.1 x 368.8 mm	483 x 88.1 x 368.8 mm	483 x 132.5 x 368.8 mm
	19" x 5.22" x 15.22"	19" x 5.22" x 15.22"	19" x 3.5" x 15.22"	19" x 3.5" x 15.22"	19" x 3.5" x 15.22"	19" x 3.5" x 15.22"	19" x 5.22" x 15.22"
Net weight	15 kg (33.1 lbs.)	16 kg (35.3 lbs.)	13.5 kg (30.8 lbs.)	15 kg (33 lbs.)	16 kg (35.2 lbs)	8.15 kg (17.96 lbs.)	22.5 kg (49.6 lbs.)

Compact Precision Amplifiers

- Four models ranging from 2 x 600 W to 2 x 2000 W
- EV's legendary Precision Series sound
- 30% dynamic headroom
- Class-H design for less heat dissipation
- Very light and compact format
- High-precision detent front controls

- Dynamic audio limiter
- Robust construction & reliable design
- Unique protection package including Back-EMF protection

CP1200

With up to 2 x 600 watts into 2 Ohms and 2 x 400 watts into 4 Ohms dedicated for small fullrange cabinets and individual hi-frequency components in multiway systems. The CP1200 employs a conventional transformer power supply.

CP1800

Supplies up to 2 x 900 watts into 2 Ohms and 2 x 600 watts into 4 Ohms. Dedicated for smaller size full range speaker systems and hi-frequency components in multiway systems. The CP1800 uses a conventional transformer power supply.

CP2200

With up to 2 x 1100 watts into 2 Ohms and 2 x 800 watts into 4 Ohms, the CP2200 is not only a perfect complement to many fullrange speaker cabinets, but also mid- and hi-frequency components in larger concert-sound systems. The CP2200 employs a conventional transformer power supply.



CP3000 S/ CP4000 S

The CP3000 S & CP4000 S are not only the first Precision Series amplifier to use a switch-mode power supply, but they are also the first switch-mode amplifier with EV's Precision Series sound. With up to 2 x 2100 watts into 2 Ohms and 2 x 1500 watts into 4 Ohms, they are not only the most powerful in the line, but also the lightest model at only 17.96 lbs (8.15 kg).

SPECIFICATIONS

	CP4000S	CP3000S	CP2200	CP1800	CP1200
Maximum power (1k Hz; THD <1%)					
2 ohms	2100 W	1600 W	1100 W	900 W	600 W
4 ohms	1500 W	1100 W	800 W	600 W	400 W
8 ohms	900 W	600 W	500 W	350 W	240 W
Rated power (20 Hz–20 kHz; THD <0.2%)					
4 ohms	1200 W	900 W	700 W	500 W	300 W
8 ohms	600 W	450 W	350 W	250 W	150 W
Maximum bridged output (1,000 Hz; <1% THD)					
4 ohms	4200 W	3200 W	2200 W	1800 W	1200 W
8 ohms	3000 W	2200 W	1600 W	1200 W	800 W
Slew rate	35 V/μs	35 V/μs	35 V/μs	30 V/μs	25 V/μs
Total harmonic distortion	<0.05%	<0.05%	<0.05%	<0.05%	<0.05%
Intermodulation distortion (SMPTE)	<0.02%	<0.02%	<0.02%	<0.02%	<0.02%
Crosstalk (at 1,000 Hz)	<-80 dB	<-80 dB	<-80 dB	<-80 dB	<-80 dB
Input impedance (balanced)	20 kΩ	20 kΩ	20 kΩ	20 kΩ	20 kΩ
Signal-to-noise ratio (dB A-weighted)	108 dB	107 dB	107 dB	105.5 dB	103.5 dB
Dimensions (W x H x D)	483 x 88.1 x 384 mm 19" x 3.5" x 15.5"	483 x 88.1 x 368.8 mm 19" x 3.5" x 15.22"	483 x 88.1 x 368.8 mm 19" x 3.5" x 15.22"	483 x 88.1 x 368.8 mm 19" x 3.5" x 15.22"	483 x 88.1 x 368.8 mm 19" x 3.5" x 15.22"
Net weight	8.70 kg (19.2 lbs)	8.15 kg (17.96 lbs.)	16 kg (35.2 lbs.)	15 kg (33 lbs.)	13.5 kg (30.8 lbs.)

Precision Series™ Linear Amplifiers

The Precision Series™ (P-Series) is EV's most popular series of power amplifiers. Their extreme reliability, high-level sound, and durability make them the professional's choice among rental companies and musicians.

For flown applications in the touring market, rear-rack mount kits are available to help stabilize the rack frame and ensure safe transportation.

P 1200

- Compact, 2 RU chassis
- Switchable limiter constant (fast/slow)
- Switchable Lo- and Hi-cut filter
- Input transformer optional (NRS 90176)
- Selectable input sensitivity with 26 dB constant gain option (internal)

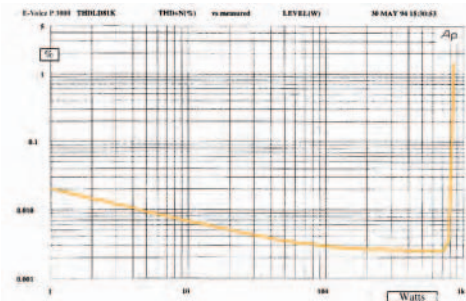


P 2000 / P 3000

- Dual power-supply
- Switchable limiter constant (fast/slow)
- Switchable Lo- and Hi-Cut filter
- Input transformer optional (NRS 90176)
- Selectable input sensitivity with 26 dB constant gain option (internal)



THD + N versus power output of a P 3000.



SPECIFICATIONS

	P1200	P 2000	P 3000
Continous rated power (1k Hz, THD 1 %)	800 watts	1200 watts	1800 watts
2 ohms	550 watts	900 watts	1300 watts
4 ohms	370 watts	560 watts	850 watts
Continous rated power (20 - 20k Hz, THD < 0,1%)	500 watts	800 watts	1200 watts
4 ohms	350 watts	500 watts	750 watts
Max. bridged output			
4 ohms	1600 watts	2400 watts	3600 watts
8 ohms	1100 watts	1800 watts	2600 watts
Slew rate	> 30 V / μ s	> 35 V / μ s	> 40 V / μ s
Total Harmonic Distortion	< 0.05%	< 0.05%	< 0.05%
Intermodulation Distortion (SMPTE)	< 0.01%	< 0.01%	< 0.01%
DIM 30	< 0.01%	< 0.01%	< 0.01%
Damping factor 100 Hz / 1000 Hz	> 400 / > 300	> 400 / > 300	> 400 / > 300
Crosstalk (at 1.000 Hz)	< -70 dB	< -70 dB	< -70 dB
Signal-to-noise ratio (dB A-weighted)	> 105 dB	> 105 dB	> 105 dB
Input Impedance (20-20k Hz, balanced)	20k ohms	20k ohms	20k ohms
Input Sensitivity (0 dBu factory setting)	0 dBu / +6 dBu / +26 dB constant gain	0 dBu / +6 dBu / +26 dB constant gain	0 dBu / +6 dBu / +26 dB constant gain
Input connectors, parallel out	XLR in/out	XLR in/out	XLR in/out
Output connectors	Speakon (Pin 1)	Speakon (Pin 1)	Speakon (Pin 1)
Dimensions mm (H x W x D)	88 x 483 x 390 mm	133 x 483 x 390 mm	133 x 483 x 390 mm
	3.5" x 18" x 16.8"	5.2" x 19" x 16.8"	5.2" x 19" x 16.8"
Net weight	17 kg (35.2 lbs.)	27 kg (57.3 lbs.)	29 kg (61.7 lbs.)

IRIS-Net

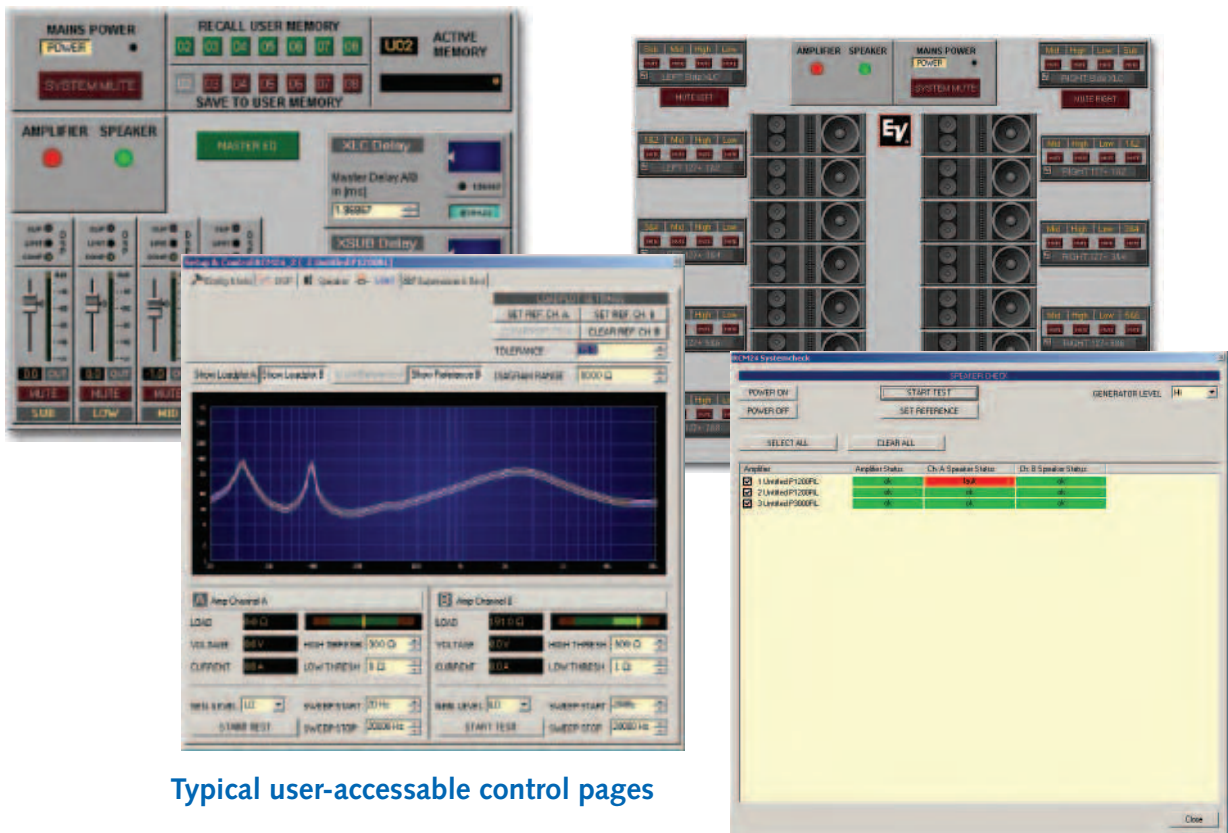
From the introduction of the first IRIS (Intelligent Remote Integrated Supervision) software platform for amplifiers in 2002, EV has been developing a robust audio control protocol and new innovative audio hardware.

The first was the RL line of remote controlled amplifier products. These amplifiers offered an amazing level of user control and monitoring, which brought reliability and ease of use to a wide range of users. Now EV is introducing the Net-

Max™ N8000, a comprehensive digital audio system controller — the next link in the IRIS-Net audio processing chain. IRIS-Net is EV's answer to the ever-increasing complexity of audio system designs. It is a comprehensive software platform, which encompasses a huge array of control options. All aspects of the audio chain are under its supervision and control. The key areas of signal processing, supervision and signal routing are all manipulated under its shell.

IRISNet™

- IRIS (Intelligent Remote & Integrated Supervision) software for user-programmable, password-protectable control pages
- Remote control and supervision of up to 250 amplifiers over CAN network
- Built-in state-of-the-art digital signal processing (Filter, Crossover, Delay, Compressor, Limiter)
- Dynamic Range 115 dB
- RACE-processed presets for EV speakers available
- Realtime supervision of amplifier operation and loudspeaker load
- Automated system checks including full bandwidth measurement of connected loudspeakers
- Automated action procedures on critical operation modes are programmable



Typical user-accessible control pages

Unrivalled System Supervision

Impedance measurement of individual speaker component allows for comprehensive supervision of all speakers using system check function.

IRIS-Net / NetMax

EY NETMAX NETWORKED MATRIX SYSTEM

The new NetMax N8000 is the central player in the IRIS-Net solution. It offers an extremely flexible hardware platform that allows for field level customization of the unit to nearly any application. This customization goes far beyond what is

available today from other platforms. Everything from the matrix size and configuration to the processing power can be customized in the field, making it easy to design the best solution value for the customer.

Distributed vs. Central processing – The N8000 and IRIS-Net gives you both!

Now you don't have to make the choice as to where your processing power resides. IRIS-Net gives you the ability to choose BOTH! IRIS-Net enables you to process all or part of the audio signal in a central component like the NetMax N8000 or to conduct the processing and supervision remotely at the amplifier. This gives the system designer incredible flexibility in designing the system. You can now design the system for the ultimate in reliability or design for efficiency and value. The IRIS-Net solution gives you all the hardware and software pieces to accomplish both objectives.

Open Architecture – Extensively Tested

The IRIS-Net software platform has been extensively tested in a variety of venues. Even prior to its introduction the system hardware and software underwent extensive testing and scrutiny. The software interface and hardware component design were made with the user and designer in mind. The open architecture of the hardware and IRIS-Net user protocol allow for the seamless functioning of external devices within IRIS-Net and its hardware components.



N8000

Audio	32 Audio Channels 4 Audio Slots, modular 8-Channel Input and Output cards, analog or digital
Networking	Module Slot for optional CobraNet™ Interface 32 I/O Audio and Control
Safety / Redundancy	Internal Supervision, System Monitoring, Watchdog, Fault Output, Redundant Audio Network possible
Audio Inputs	8 analog audio inputs per module, line level, electronically symmetric
Audio Outputs	8 analog audio outputs per module, line level, electronically symmetric
Signal to Noise Ratio (A-weighted)	AI-1: 117 dB typical AO-1: 118 dB typical N8000 analog In to analog Out: 114 dB typical
Sample Rate	48 kHz internal, 32 kHz - 192 kHz external
Data Format	24 Bit linear A/D and D/A conversion, 48 Bit processing
INTERFACES	Ethernet ,CAN , RS-232 ,USB ,GPIO Control Port
Power Supply	100 - 240 V AC, 50/60 Hz
Power Consumption	90 W max. (incl. 2 x AI-1, 2 x AO-1, 1 x CM-1 modules)
Cooling	Left-to-right, 3-stage fan
Operating Temperature Range	32°F – 104°F (0 °C – 40 °C)
Dimensions (W x H x D)	19" x 3.5" x 15" (483 x 88.1 x 381 mm) 2 RU
Modules:	
AI-1 Analog Input Module	8 analogue audio inputs, line level, balanced 20kOhms
AO-1 Analog Output Module	8 analogue audio outputs, line level, balanced, 100 Ohms
DI-1 Digital Input Module	8 digital audio inputs (AES/EBU)
DO01 Digital Output Module	8 digital audio outputs (AES/EBU)
DSP-1 DSP Extension Module	DSP Extension Module (300 MIPS)
MI-1 Microphone Input Module	8 analogue audio mic/line inputs with phantom power

Precision Series Remote Amplifiers

Range of Amplifiers for High and Low Impedance Applications

P3000 RL

The flagship, with 2 x 1300 watts into 4 ohms and 2 x 1800 watts into 2 ohms: the digitally controlled version of the legendary P3000 amplifier. Speaker outputs on Speakon NL4 connectors.

P1200 RL

The universal, with 2 x 600 watts into 4 ohms and 2 x 850 watts into 2 Ohms. Speaker outputs on barrier strip.

P1200 RT

High-impedance output for 100/70V-lines with 2 x 590 watts. The dynamic limiter circuit includes the output transformer and limits THD to 1% maximum. Speaker outputs on barrier strip.

P900 RL

Featuring 2 x 450 watts into 4 and 2 x 650 watts into 2 ohms the P900RL is dedicated for HF drive in multi-way systems. Speaker outputs on barrier strip.

P900 RT

High-impedance output for 100/70V-lines with 2 x 410 watts. Speaker output on barrier strip.



SPECIFICATIONS

SPECIFICATIONS	P900 RL			P1200 RL			P3000 RL			P900 RT		P1200 RT	
	8Ω	4Ω	2Ω	8Ω	4Ω	2Ω	8Ω	4Ω	2Ω	100V	70 V	100V	70 V
Continuous Output Power (1 kHz, THD 1%)	280 W	450 W	650 W	380 W	600 W	850 W	850 W	1300 W	1800 W	410 W	400 W	590 W	580 W
Rated Output Power (20 Hz-20 kHz, THD <0,2%)	230 W	350 W	-	300 W	500 W	-	750 W	1200 W	-	350 W	350 W	500 W	500 W
Maximum Bridged Output (1 kHz, THD 1%)	900 W	1300 W	-	1200 W	1700 W	-	2600 W	3600 W	-	-	-	-	-
THD @ Rated Output Power	< 0.05%									<0.1%	<0.2%	<0.1%	<0.2%
DIM 30	<0.03%						<0.01%			<0.2%	<0.3%	<0.2%	<0.3%
Intermodulation (SMPTE)	<0.08%						<0.001%			<0.1%	<0.3%	<0.1%	<0.3%
Signal-to-Noise Ratio	> 105 dB									>100 dB			
Frequency Response (-1 dB)	20 Hz - 20 kHz									45 Hz - 20 kHz			
Dynamic Audio Limiter	THD <= 1% (Input signal <= + 20 dBu)												
Protections	Hi-Temperature, DC, HF, Back EMF, Peak Current Limiter, Inrush Current Limiter, Power On Delay												
Cooling	3(4)-stage fan, front-to-rear cooling												
Input Sensivity and Impedance	1.55 V (+6dBu), 20 kOhm, XLR Input												
Maximum Input Level	8.7 V (+21 dBu)												
Serial Interface	Network: CAN, 2 RJ45 (CAT-5 Cabling), RS-232 for media control systems												
Control Logic In- and Outputs	2 x 0V 5V free configurable, Easy-Remote												
Loudspeaker Connectors	Barrier Strip						Speakon NL4			Barrier Strip			
Dimensions (Width x Height x Depth)	483 x 132.5 x 390 mm (52" x 19" x 15.4") (3 U)												
Net Weight	16 kg (35.3 lbs.)			17 kg (37.5 lbs.)			30 kg (66.2 lbs.)			24 kg (53 lbs.)		25 kg (55.1 lbs.)	

All measurements both channels driven into 8 ohms unless other specified.

Tour Grade Amplifiers



- Up to 2 x 3500W max. cont. output
- High Efficiency and Sonic Excellence through Grounded-Bridge Class-H
- Design Microprocessor Controlled
 - Compound Thermal Protection
 - Auto Mains Input Voltage Select
 - Mains Circuit Breaker Supervision
- Front LCD-Panel for Operation Mode
- Set-up and Monitoring
- Slot for optional IRIS-Net™ Module
 - complete PC control (CAN, Ethernet)
 - state-of the art real time DSP (RCM26/28)
 - unique system diagnostics and supervision
 - compatible with all other IRIS-Net units
- Complete Protection Package
- Only 14.5 kg (32 lbs) for TG-7
- Designed and Made in Germany

Tour Grade amplifiers are designed for today's most demanding audio applications. They offer a unique combination of high output power, sonic excellence, high efficiency, as well as state-of the art, optional signal processing and system supervision via the IRIS-Net software suite, in a compact lightweight format. The switch-mode power supply has lots of headroom to ensure high dynamic outputs and reliable operation on extreme low loads.

Optional IRIS-Net™ (Intelligent Remote & Integrated Supervi-

sion-Network™) Modules available for the Tour Grade amplifiers open up a whole world of state-of-the-art DSP, remote control, networking and unique system supervision – down to an individual loudspeaker component. There will be several modules available: RCM-26 (DSP, AES/EBU input, GPIO, CAN-Bus), RCM-28 (DSP, GPIO, COBRA-Net™), RCM-20 (no DSP, CAN-Bus) to allow any combination of central control and supervision with central or decentralized signal processing.

SPECIFICATIONS	TG5			TG7		
	8Ω	4Ω	2Ω	8Ω	4Ω	2Ω
Continous Output Power (1 kHz, THD 1%)	850 W	1450 W	1900 W	1500 W	2500 W	3500 W
Rated Output Power (20 Hz-20 kHz, THD <0.2%)	600 W	1200 W	-	1050 W	2100 W	-
THD @ Rated Output Power	< 0.05%			< 0.05%		
DIM 30	<0.02%			<0.02%		
Signal-to-Noise Ratio	109 dB			111 dB		
Protections	Dynamic Audio Limiter, Hi-Temperature, DC, HF, Short Circuit, Back EMF, Mains circuit breaker, Mains overvoltage					
Power Requirements:	100-240V, 50/60Hz (mains auto detection)					
Dimensions (Width x Height x Depth)	483 x 88.1 x 512 mm (19" x 3.46" x 20.9")					
Net Weight	14.4 kg (31.3 lbs.)			14.5 kg (32 lbs.)		

Wired Microphones

Cobalt™ Series



SPECIFICATIONS

	Co4	Co5	Co7	Co9	Co11
Element	Dynamic	Dynamic	Dynamic	Dynamic	Self-biased condenser
Polar pattern	Cardioid	Cardioid	Cardioid	Cardioid	Cardioid
Impedance, Low-Z balanced	600 ohms	600 ohms	600 ohms	600 ohms	Low-Z balanced (250 Ohms)
Frequency Response (-3 dB)	50 - 18,000 Hz	50 - 18,000 Hz	50 - 18,000 Hz	50 - 18,000 Hz	50 - 20,000 Hz
Open Circuit Voltage (at 1,000 Hz)	2.2 mV/Pascal	2.8 mV/Pascal	3.2 mV/Pascal	3.2 mV/Pascal	4 mV/Pascal
Magnetic Circuit	N/DYM*	N/DYM*	N/DYM*	N/DYM*	N/A
Power requirement (Phantom power)	N/A	N/A	N/A	N/A	24 to 48 Vdc
Specials	—	Low-noise On/off-Switch	—	—	—
Case Material	Die-cast zinc	Die-cast zinc	Die-cast zinc	Die-cast zinc	Die-cast zinc
Finish	cobalt	cobalt	cobalt	cobalt	cobalt
Included accessories	Stand adapter, zippered vinyl carrying pouch hard-shell case	Stand adapter, zippered vinyl carrying pouch hard-shell case	Stand adapter, zippered vinyl carrying pouch hard-shell case	Stand adapter, zippered vinyl carrying pouch hard-shell case	Stand adapter (black) gig bag
Optional accessories	—	—	—	—	—
Connector type	3-pin XLR	3-pin XLR	3-pin XLR	3-pin XLR	3-pin XLR
Dimension (Length x max. Diameter)	148 x 23 mm (5.8" x 0.9")	170 x 53 mm (6.7" x 2.1")	170 x 53 mm (6.7" x 2.1")	170 x 53 mm (6.7" x 2.1")	173 x 53 mm (6.7" x 2.1")
Weight net	340 g (0.75 lbs.)	306 g (0.67lbs.)	332 g (0.73 lbs.)	335 g (0.74 lbs.)	292 g (0.64 lbs.)



RE510

- Professional self-biased condenser vocal microphone
- Selectable low-end roll-off
- Supercardioid pattern
- Excellent off-axis rejection
- Wide dynamic range



RE410

- Versatile handheld condenser microphone
- Ideal for both vocals and spoken word use
- Cardioid pattern for excellent feedback rejection and acoustic isolation
- Warm-Grip™ handle for comfortable feel
- High-compliance shock mount effectively eliminates handling noise



RE200

- High-end transducer based on world standard studio microphone RE2000
- Very low self-noise
- AcoustiDYM™ shock-mount system
- Ultralow-mass, gold-laminated diaphragma
- Transformerless output device
- Rear response 15 dB below the front axis at 1,000 Hz
- Comes with accessories

SPECIFICATIONS

	RE510	RE410	RE200
Element	Condenser (self-biased)	Condenser (self-biased)	True condenser
Polar pattern	Supercardioid	Cardioid	Cardioid
Impedance, Low-Z balanced	150 ohms	250 Ohms	200 ohms
Frequency Response (-3 dB)	50 - 20,000 Hz	50 - 20,000 Hz	50 - 18,000 Hz
Power Level (0dB = 1 m W/Pascal) at 1,000 Hz	-41 dB		-39 dB
Open Circuit Voltage (at 1,000 Hz)	5.6 mV/Pascal	3.2 mV/Pascal	10 mV/Pascal
Equivalent Noise (0 dB=20 micropascal)	18 dB SPL	26 dB SPL	21 dB SPL
Maximum SPL (1% distortion, 1,000 Hz)	140 dB SPL	140 dB SPL	130 dB
Power requirement (Phantom power)	12 - 52 VDC	24 - 48 VDC	12 - 52 VDC
Current Consumption	N/A	N/A	3.5 mA
Magnetic Circuit	N/A	N/A	N/A
Specials	transformerless output device		AcoustiDYM, transformerless output device
Filters	switchable low-freq roll-off	switchable low-freq roll-off	—
Case Material	Metal	Metal	Metal
Finish	Warm-Grip black handle	Warm-Grip black handle	Semi-gloss camera black
Included accessories	Stand adapter, zippered vinyl carrying pouch	Stand adapter, zippered vinyl carrying pouch	Stand adapter, windscreen
Connector type	3-pin XLR	3-pin XLR	3-pin XLR
Dimension (Length x max. Diameter)	180 x 50 mm 7.09" x 1.97"	182 x 51 mm 7.10" x 1.99"	137 x 28 mm 5.39" x 1.10"
Weight net	215 g (0.47lbs.)	260 g (0.57lbs.)	185 g (0.41 lbs.)

Wired Microphones

N/DYM® Series

N/DYM® Series is different to other microphones. Excellent and clear sound, comfortable and safe handling, N/DYM® magnetic structure, EV's unique VOB™ technology and studio sound performance mark EV's N/DYM® Series.

As part of a fixed installation, in studios, or on the road, EV N/DYM® microphones outperform any other microphone in their class.

N/D267 a/as

- Vocal and speech microphone
- Entry into the world of high-performance mics
- Includes accessories
- On/off-Switch (as version)

N/D367 s

- Dedicated for female voices
- On/off-switch (as version)
- Includes accessories

N/D478

- Universal microphone
- Ideal to mic drums, percussion or guitars, also as vocal "spare" mic
- Smooth response
- Includes accessories

N/D967

- Concert sound vocal mic
- Highest gain before feedback
- Ultra-low handling noise
- Includes accessories

N/D468

- Instrument microphone
- Unique "moving head"
- Extreme low self-noise
- Accurate response, even in high SPLs
- Includes accessories

N/D767 a

- Top-class vocal microphone
- Multi-stage shock mount for unmatched low-handling noise
- Condenser mic performance
- Includes accessories

N/D868

- Designed specifically for kickdrums
- RE20 capsule type
- Extended "lows" to tighten mixes
- Frequency response typically eliminating the need of an EQ
- Extremely low self-noise
- Includes accessories

SPECIFICATIONS

	N/D267 a/as	N/D367 s	N/D468	N/D478	N/D767 a	N/D868	N/D967
Element	Dynamic	Dynamic	Dynamic	Dynamic	Dynamic	Dynamic	Dynamic
Polar pattern	Cardioid	Cardioid	Supercardioid	Cardioid	Supercardioid	Cardioid variant	Supercardioid
Impedance, Low-Z balanced	300 ohms	300 ohms	150 ohms	300 ohms	300 ohms	150 ohms	
Frequency Response (-3 dB), close response	45 - 15,000 Hz	25 - 20,000 Hz	30 - 22,000 Hz	45 - 15,000 Hz	35 - 22,000 Hz	20 - 10,000 Hz	50 - 13,000 Hz
Frequency Response (-3 dB), far response	100 - 15,000 Hz	55 - 20,000 Hz	60 - 22,000 Hz	100 - 15,000 Hz	70 - 22,000 Hz	—	120 - 13,000 Hz
Output Level(OdB = 1 m W/Pascal) at 1,000 Hz	- 52 dB	- 53 dB	- 51 dB	- 52 dB	- 51 dB	- 52 dB	- 52 dB
Open Circuit Voltage (at 1,000 Hz)	2.9 mV/Pascal	2.2 mV/Pascal	3.1 mV/Pascal	2.9 mV/Pascal	3.1 mV/Pascal	1.0 mV/Pascal	4.0 mV/Pascal
Equivalent Noise (0 dB=20 micropascal) A-weighted	—	< 17 dB SPL	< 14 dB SPL	—	—	< 17 dB SPL	< 16 dB SPL
Magnetic Circuit	N/DYM®	N/DYM®	N/DYM®	N/DYM®	N/DYM®	N/DYM®	N/DYM®
Case Material	Metal	Metal	Metal	Metal	Metal	Metal	Metal
Finish	Nonreflecting black	Nonreflecting black	Nonreflecting black	Nonreflecting black	Nonreflecting black	Nonreflecting black	Nonreflecting black
Included accessories	Stand adapter, soft zippered carrying pouch	Stand adapter, soft zippered carrying pouch	Stand adapter, soft zippered carrying pouch	Stand adapter, soft zippered carrying pouch	Stand adapter, soft zippered carrying pouch	Stand adapter, soft zippered carrying pouch	Stand adapter, soft zippered carrying pouch
Connector type	3-pin XLR	3-pin XLR	3-pin XLR	3-pin XLR	3-pin XLR	3-pin XLR	3-pin XLR
Dimension (Length x max. Diameter)	181 x 52 mm 7.13" x 2.05"	181 x 52 mm 7.13" x 2.05"	115 x 52 mm 4.53" x 2.05"	181 x 52 mm 7.13" x 2.05"	181 x 52 mm 7.13" x 2.05"	133 x 60 mm 5.24" x 2.36"	173 x 52 mm 6.81" x 2.05"
Weight net	238 g (0.52 lbs.)	200 g (0.44 lbs.)	190 g (0.42 lbs)	247 g (0.54 lbs.)	260 g (0.57 lbs.)	295 g (0.65 lbs.)	205 g (0.45 lbs.)

Wired Microphones

RE-Series

RE Series is the first choice of microphones for smooth and accurate reproduction. Its unique and famous sound performance makes it a favorite in the broadcast, studio and touring business. EV's Variable-D® design used in the RE20 and RE27 N/D broadcast studio products was developed to ensure true and accurate response across all frequencies without the up-close boominess associated with proximity effect. As a result, these microphones have become the industry standard for radio studios worldwide.



RE20

- Variable-D® for minimal proximity effect
- True cardioid with no coloration at 180° off-axis
- Ultra-flat frequency response
- Studio condenser response
- Large diaphragm
- Hum-bucking coil
- Integral wind and blast filter
- Switchable EQ (-4.5 dB, 400-100 Hz)
- Comes with accessories



RE27 N/D

- Variable-D® for minimal proximity effect
- N/DYM magnetic circuit brings 6 dB more sensitivity
- Ultra-flat frequency response
- Studio condenser performance
- Large diaphragm
- 3 selectable filters: -6 dB, 250-100 Hz / gentle roll-off 12 dB, 1000-100 Hz and a -3 dB high frequency roll-off
- Integral wind and blast filter
- Comes with accessories

Live Interview Mics

EV's 635 and RE50 microphones are famous in broadcast, television, and radio OBs (outside broadcasts). These microphones set world standards especially for ENG (electronic news production) and EFP (electronic field production). They are extremely rugged, can withstand high humidity, temperature extremes and corrosive effects such as salt-air yet provide excellent sound performance.

RE50/B, RE50 N/D-B (N/DYM® version)

- N/DYM® for greater output (RE50 N/D)
- No muddy lows when used near lips
- Dyna-Damp™ for extremely effective handling noise isolation
- On-camera use with 422 A desk stand
- Acoustalloy® diaphragm material for very smooth response over a wide frequency range
- Withstands high humidity; temperature extremes, corrosive salt air
- Integrated four-stage pop-filter
- Integral windscreen and blast filter
- Comes with accessories



635A (beige)

635A/B (black)

- Linear frequency response
- Completely pop-free performance
- Four-stage pop and dust filter
- Internal effective shock absorber
- Comes with accessories

635N/D-B

- Uniform 80 - 13,000 Hz frequency response
- N/DYM® magnetic for greater output
- Acoustalloy® diaphragm material for very smooth response over a wide frequency range
- Integral windscreen and blast filter
- Comes with accessories



SPECIFICATIONS

	RE20	RE27	635A(N/D)	RE50/B	RE50N/D-B
Element	Dynamic	Dynamic	Dynamic	Dynamic	Dynamic
Polar pattern	Cardioid	Cardioid	Omnidirectional	Omnidirectional	Omnidirectional
Impedance, Low-Z balanced	150 ohms	150 ohms	150 ohms	150 ohms	150 ohms
Frequency Response (-3 dB)	45 - 18,000 Hz	45 - 20,000 Hz	80 - 13,000 Hz	80 - 13,000 Hz	80 - 13,000 Hz
Power Level (0dB = 1 m W/Pascal) at 1,000 Hz	- 57 dB	- 51 dB	- 55 dB (- 51 dB)	- 55 dB	- 51 dB
Open Circuit Voltage (at 1,000 Hz)	1.5 mV/Pascal	3.1 mV/Pascal	— (2.0 mV/Pascal)	—	2.0 mV/Pascal
Magnetic Circuit	—	N/DYM®	Alnico(N/DYM®)	Alnico	N/DYM®
Specials	Variable-D®	Variable-D®	— (Acoustalloy®)	Dyna-Damp	Dyna-Damp™
Filters	Tilt-down EQ	3 selectable EQs			
Case Material	Steel	Steel	Steel	Aluminum	Aluminum
Finish	Fawn beige	Satin nickel	Fawn beige (A) Semi-gloss black (A/B)	Semi-gloss camera black	Semi-gloss camera black
Included accessories	Stand adapter, zippered vinyl carrying pouch, hard-shell case	Stand adapter, zippered vinyl carrying pouch, hard-shell case	Stand adapter zippered vinyl carrying pouch, hard-shell case	Stand adapter zippered vinyl carrying pouch, hard-shell case	Stand adapter zippered vinyl carrying pouch, hard-shell case
Connector type	3-pin XLR	3-pin XLR	3-pin XLR	3-pin XLR	3-pin XLR
Dimension (Length x max. Diameter)	217 x 54 mm 8.54" x 2.13"	217 x 54 mm 8.54" x 2.13"	151 x 36 mm 5.94" x 1.41"	197 x 49 mm 7.76" x 1.92"	197 x 49 mm 7.76" x 1.92"
Weight net	737 g (1.62 lbs.)	709 g (1.56 lbs.)	170 g (0.37 lbs.)	269 g (0.59 lbs.)	269 g (0.59 lbs.)

EV® Blue Series

WIRED MICS



Raven™

The EV® Blue Series Raven™ is a stylish dynamic microphone designed to capture the character of live and studio vocals. It is also the perfect microphone for live and studio instruments. The Raven incorporates the collaborative design work from the top industry microphone engineers to provide unparalleled performance in a stunning package.

- Dynamic mic with studio detail and clarity
- Cardioid pattern with excellent off-axis rejection
- Unique double swivel-mounted design for ideal positioning
- Great for voice or instrument
- Innovative visual design

Cardinal™

The EV® Blue Series Cardinal™ is a cardioid condenser designed to capture the detail of both voice and instrument in live sound or studio applications. Employing Class A, discrete ultra-low noise amplifier circuitry, the Cardinal's smooth and detailed performance is sure to please even the most discerning artists and engineers.

- Pressure gradient cardioid condenser
- Class-A discrete ultra-low noise circuitry
- Unique double swivel-mounted design for ideal positioning
- Innovative visual design with cherry finish
- Great for voice or instruments



SPECIFICATIONS

	Raven	Cardinal
Element	Dynamic	Condenser (self-biased)
Polar pattern	Cardioid	Cardioid
Impedance, Low-Z balanced	335 ohms	50 Ohms
Frequency Response (-3 dB)	45 - 16,000 Hz	35 - 20,000 Hz
Open Circuit Voltage (at 1,000 Hz)	3.2 mV/Pascal	10 mV/Pascal
Equivalent Noise (0 dB=20 micropascal)	N/A	-25 dB SPL
Maximum SPL (1% distortion, 1,000 Hz)	162 dB SPL	148 dB SPL
Power requirement (Phantom power)	N/A	48 VDC
Current Consumption	N/A	1.8mA
Finish	Black	Cherry Wood
Connector type	3-pin XLR	3-pin XLR

Wired Microphones

The RE90 series brings the famous sound performance of EV's legendary RE series to fixed installations. EV's RE90 microphones are the most natural-sounding microphones on the market for public speaking, etc. and as a matter of course for professional theatrical productions. Ergonomically and architecturally designed, EV has married functionality with aesthetics making RE series the traditional favorite among sound contractors, architects and sound engineers. RE90 microphones are designed for the highest-quality applications with

linear frequency response and excellent, high gain-before-feedback. All microphones guarantee a uniform polar pattern across the range, high sensitivity, low self-noise and provide a transformerless output device. The high-quality pre-amps are highly-resistant to electrical noise and radio frequency interference (RFI). RE90 L and RE90 H have an external pre-amp housing into the XLR connector. Gooseneck microphones have an all-metal construction to substantially reduce noise from stray magnetic fields and RFI.

RE90 H (Black) RE90 HW (White)

- Hanging microphone
- External Pre-amp
- Very uniform polar pattern
- Includes an installation guide
- Comes with accessories



RE90 L

- Lavalier microphone
- Sub-miniature capsule design
- Capsule provides superior EMI/RFI shielding
- Very light-weight yet extremely reliable
- External pre-amp with very low current consumption
- Comes with accessories



Actual size


RE90 P-12 (281mm) RE90 P-18 (443mm)

- Gooseneck podium microphone
- Also perfect for instruments on-stage, such as acoustic guitar or choir
- Uniform frequency response and polar pattern
- Strutted (yet flexible) ultra-thin gooseneck
- Integrated two-stage pop-filter
- Comes with accessories



RE90 B (Black) RE90 BW (White)

- Boundary layer
- Ultra-thin profile (16 mm) housing with rubber nonslip bottom pad and strong steel screen
- Internal terminal block for disconnecting cable to insert thru holes
- Integrated pop filter
- Ideal working angle 60° off-axis
- Comes with accessories



RE92 H (Black) RE92 HW (White)

- Hanging microphone
- External Pre-amp
- Very uniform polar pattern
- Includes an installation guide
- Comes with accessories



RE92 L

- Premium quality lavalier cardioid microphone
- Sub-miniature capsule design
- Capsule provides superior EMI/RFI shielding
- Very light-weight yet extremely reliable
- External pre-amp with very low current consumption
- Comes with accessories



SPECIFICATIONS	RE90 B	RE90 H	RE90 L	RE90 P	RE92 H	RE92 L
Element	Back electret condenser	Back electret condenser	Back electret condenser	Back electret condenser	Back electret condenser	Back electret condenser
Polar pattern	(Half-) Cardioid	Cardioid	Omnidirectional	Cardioid	Cardioid	Cardioid
Impedance, Low-Z balanced	200 ohms	200 ohms	100 ohms	200 ohms	250 ohms	250 ohms
Frequency Response (-3 dB)	80 - 15,000 Hz	75 - 15,000 Hz	50 - 18,000 Hz	70 - 15,000 Hz	40 - 20,000 Hz	40 - 20,000 Hz
Power Level (0dB=1 m W/Pascal) at 1kHz	- 33 dB	- 30 dB	- 34 dB	- 43 dB		
Open Circuit Voltage (at 1,000 Hz)	25 mV/Pascal	27 mV/Pascal	12.6 mV/Pascal	4.5 mV/Pascal	5.6mV	5.6mV
Equivalent Noise (0 dB=20 micropascal)A-weighted	< 25 dB SPL	< 25 dB SPL	< 29 dB SPL	< 28 dB SPL	< 30 dB SPL	< 30 dB SPL
Maximum SPL (1% distortion, 1kHz)	127 dB	120 dB	130 dB	130 dB	>135 dB	>135 dB
Power requirement (Phantom power)	9 - 52 VDC	9 - 52 VDC	9 - 52 VDC	9 - 52 VDC	24 to 52 Volt Phantom	24 to 52 Volt Phantom
Current Consumption	2.5 mA	2.0 mA	1.0 mA	2.5 mA	6 mA	6 mA
Specials	transformerless output device	external pre-amp	external pre-amp	transformerless output device	external preamp	external preamp
Case Material	Heavy-duty zinc diecast	Steel	Polycarbonate resin	Steel		
Finish	Nonreflecting black or white	Low-gloss black or white	Nonreflecting black	Nonreflecting black	nonreflective black or white	nonreflective black or white
Included accessories	180 cm thin and	760 cm braided cable	Gig bag flexible cable	Windscreen, double-sided tape	mounting hardware	mounting hardware
Connector type	3-pin XLR	3-pin XLR	3-pin XLR	3-pin XLR	3-pin XLR	3-pin XLR
Dimension (length x diameter)	128 L x 94 W x 16 H mm 5.04" x 3.70" x 6.30"	37 x 13 mm 1.46" x 0.51"	6 x 5 mm 0.24" x 0.20" (gooseneck)	P-12: 281 x 6.4 mm P-12: 11.06" x 0.25" P-18: 443 x 6.4 mm P-18: 17.44" x 0.25" (mic only)	32.1 x 10.5mm 1.26" x 0.41"	24.1 x 10.5mm 0.95" x 0.41"
Weight net	358 g (0.79 lbs.)	157 g (0.35 lbs.)	34 g (0.07 lbs)	P-12: 400 g (0.88 lbs.) P-18: 528 g (1.16 lbs.)	240 g (0.53lbs.) total	160 g (0.35 lbs.) total

PolarChoice™

All PolarChoice microphones feature dual capsule design for user-selectable polar pattern: omnidirectional, cardioid, supercardioid and hypercardioid - all in one mic!

The PolarChoice Desktop is a free-standing podium style microphone, firmly anchored in place by its elegantly designed base. Select one of four polar patterns (omni, cardioid, super-cardioid or hyper-cardioid), via the easy to access switch. All patterns feature identical voicing, eliminating the need to retune the sound system. The PC-Desktop can also be interfaced to an auto-mixer for use in those large and difficult, multiple microphone installations.

The free standing and movable PolarChoice Desktop can be used anywhere a gooseneck or podium style mic is needed, but a permanent installation is not possible, required or desired. Whether it's a boardroom conference table, videoconference facility, training room, house-of-worship altar, or even on a podium - with the PolarChoice Desktop, anything is possible.

The PolarChoice satellite brings the benefits of wireless to the boardroom, conference center, or podium. The PolarChoice Satellite is a free-standing gooseneck-style microphone, firmly anchored in place by its elegantly designed base. This low-profile foundation hides PolarChoice Satellite's most powerful feature: space for a wireless transmitter. Turn the base over to reveal the specially designed compartment for housing a Telex or Electro-Voice bodypack transmitter. Connect the microphone to the bodypack, set up the wireless channel, and place PC Satellite anywhere an easy-to-use microphone is required. No longer do you have to cut holes in tables, run long cables, or compromise the architectural integrity of an installation. With the PolarChoice Satellite, anything is possible.

WIRED MICCS

Desktop

- Integrated deskstand and configurable switch, for use with standard XLR cables 5", 12" & 18" gooseneck versions

Satellite

- Integrated deskstand and configurable switch for use with plug-in EV wireless belt packs, 5", 12" & 18" gooseneck versions

XLR

- 3-pin XLR, available with 12" & 18" gooseneck

PLUS

- Shipped with both XLR and flange mount accessory plus configurable ON/OFF switch, 5", 12" & 18" gooseneck versions

FL

- Flange mounting, available with 12" & 18" gooseneck



XLR-12 | PLUS-12 | PLUS-18 | FL-12

SPECIFICATIONS

PolarChoice Desktop

PolarChoice Satellite

PolarChoice™

	PolarChoice Desktop	PolarChoice Satellite	PolarChoice™
Element type	Back electret condenser	Back electret condenser	Back electret condenser
Selectable Polar Patterns	Omni, Cardioid, Supercardioid, Hypercardioid	Omni, Cardioid, Supercardioid, Hypercardioid	Omni, Super-, Hyper, Cardioid
Impedance	200 Ohms	200 Ohms	200 ohms
Frequency Response	50 Hz - 20 kHz (mic system)	50 Hz - 20 kHz (mic system)	75 - 15,000 Hz
Open Circuit Voltage	5.6 mV/Pascal	5.6 mV/Pascal (mic system)	5.6 mV/Pascal
Equivalent Noise	< 26 dB SPL (A-weighted)	< 26 dB SPL (A-weighted, mic system)	< 28 dB SPL
Max. SPL	>135 dB	>135 dB (mic system)	130 dB
Power requirement	24 to 52 Volt Phantom Power	5 V DC from Beltpack	9 - 52 VDC
Current Consumption	3 mA	3 mA	2.8 mA
Finish	Nonreflective Black	Nonreflective Black	Steel-Nonreflecting black
Included Accessories	Multiport Windscreen	Multiport Windscreen	Windscreen, two-piece shock mount CPSM-Kit
Connector Type	3-pin XLR	TA4F	depends on version
Dimensions	45 x 114 x 178 mm (HWD) excl. gooseneck 1.77" x 4.49" x 7.01" (HWD) excl. gooseneck	45 x 114 x 178 mm (HWD) excl. gooseneck 1.77" x 4.49" x 7.01" (HWD) excl. gooseneck	PC-12: 299 x 6.4 mm (11.77" x 0.25") PC-18: 461 x 6.4 mm (18.15" x 0.25") (gooseneck)
Weight	690 g (1.52 lbs.)	690 g (1.52 lbs.) + beltpack	PC-12: 411 g (0.91 lbs.) PC-18: 539 g (1.19 lbs.)

Professional Wireless Microphones



Receiver

- Optimized channel groups allow up to 16 systems to operate simultaneously in one frequency band. For groups larger than 16, EV can help with the coordination and custom groups are easily programmed.
- Programmable in 25 kHz steps across 24 MHz operating bandwidth, there are over 950 possible channels so you can always find a clear channel.
- Advanced ClearScan™, automatic group and channel selections, allows quick, simple setup.
- Backlit LCD Display shows the Sound Engineer the Group/Channel, transmitter battery status, diversity operation, RF and Audio level meters, and space for a custom name (2 lines, 10 characters each).
- Specially designed "Sound Check" mode provides the ability one person to walk-test the microphone in the perform space with tangible results.
- Patented DSP Secure-Phase™ Diversity System for maximum range and audio quality.
- Balanced XLR microphone output and 1/4-inch unbalanced adjustable line-level output to match the application.
- CDR-1000 Dual Receiver includes internal power supply, headphone monitoring jack, balanced line-level output, antenna pass through, DC power on antenna jacks for optional RF amplifier, and RE-OneLink™ PC software for remote monitoring and control.
- Rackmount hardware included.
- Three-Year Limited Warranty.



Transmitter

Transmitter Features

- Unique "smart" battery circuit in the transmitters means there is no way to put the battery in wrong.
- LCD display and the same four control buttons as the receiver so programming a channel or frequency is quick and easy.
- Low battery LED lights when the battery needs a replacement.
- One on/off switch that also acts as a mute (great for pauses in presentations and worship services).
- On/off button can be disabled to prevent accidental turnoffs during a performance.
- Normal and High power transmit means you use just enough power for the application, which maximizes the number of simultaneous systems and limits RF spill over into adjacent buildings/theaters.



Handheld Features

- Interchangeable microphone head allows a choice of elements to fit the vocalist's style and environment.
- N/DYM® 767a premium dynamic vocal microphone with VOB™ (Vocal-Optimized Bass), excellent gain-before-feedback for high SPL stages.
- The new RE510 premium condenser vocal microphone for experienced vocalists, spoken word and quieter stages.
- Internal 1/2-wave antenna for excellent range; stays out of harm's way.
- An over-molded Warm-Grip™ handle reduces handling noise and encourages proper microphone technique for better performances.



Professional Wireless Microphones



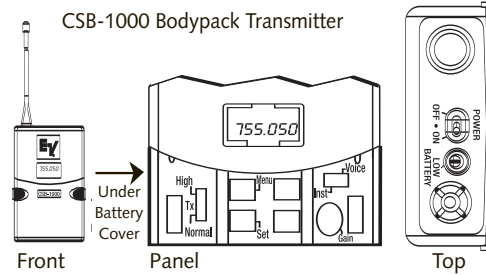
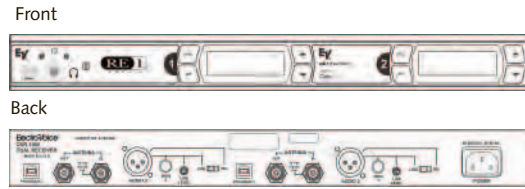
WIRELESS MICS

CSR-1000

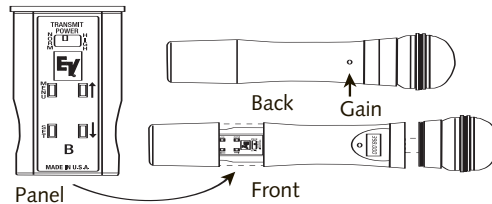
Receiver

Controls Front Panel: Rear Panel:	On/Off, Menu, Set, Up, Down Buttons 1/4 in. output level
Indicators LCD Backlit Display:	Group, Channel, Diversity, Label, Set-up Transmitter Battery Level, Audio Signal Amplitude and RF Signal Strength, Squelch
Connectors Back Panel:	1/4 in. unbalanced adjustable line level output XLR balanced mic level output USB programming port
Antennas:	Detachable 1/4 wave
RF Specifications Frequency Range:	A Band 680 - 709 MHz D Band 798.1 – 821.9 MHz B Band 722 - 746 MHz E Band 841.1 – 864.9 MHz
Number of Channels:	950 possible (programmable in 25kHz steps) per band
Diversity:	DSP SecurePhase True Diversity
Squelch:	Tone Code plus Adjustable Amplitude
Receiver Type:	Synthesized PLL Agile UHF
RF Sensitivity:	<0.8uV for 12 dB SINAD
FCC Type Acceptance:	Approved under Part 15
Audio Specifications Frequency Response:	100 – 15 kHz +/- 2 dB Microphone 30 – 15 kHz +/- 2 dB Instrument
Audio Output Level: Line Level Balanced	8 mV - 0.775V RMS @ 100 kohm load -10 dBV max (@ 40kHz deviation)
Distortion:	Less than 0.5% (@ 1kHz, 40 kHz deviation)
Signal to Noise Ratio:	> 110 dB (A)
Dynamic Range:	>100 dB
General Specifications Power Supply:	External 12 VAC 750mA in-line with cord
Size:	1.72 in. H x 7.50 in. W x 8.38 in. D 43.69 mm H x 190.50 mm W x 212.85 mm D

CSR-1000 Receiver



CSH-1000 Handheld Transmitter



CDR-1000

Features

Additional Audio Output:	Adjustable Balance Line Level at XLR
Additional Controls:	1/4 in. Headset Jack with Selector and Volume Control
Antenna Output:	TNC
Powered Antenna Inputs:	12Vdc, 15mA
Power Supply:	Internal, Universal Cord
USB Monitoring & Control:	RE-OneLink Software
Size:	1.72 in. H x 16 in. W x 12 in. D 43.69 mm H x 406.4 mm W x 304.8 mm D

CSB-1000

Bodypack Transmitter

Controls:	Power On/Off, Audio Gain Adjustment with 40 dB range, Transmit Power Switch, Microphone/Instrument Switch (0,-20 dB), Menu, Set, Up, Down Buttons
Indicators:	Red LED Low Battery Indicator, LCD displays one of the following: Channel/Group, Frequency, or Battery Level
Battery Life:	8 hours with 9V alkaline typical
Antenna:	External 1/4 wave detachable
Connector:	TA4F input for microphone Pin 1 ground, Pin 2 mic input Pin 3 +5V Bias, Pin 4 +5V through 3k ohm
RF Output: Normal: High:	5 mW typical 50 mW typical
Case Material:	Cast Magnesium
Size:	3.75 in. H x 2.6 in. W x 0.9 in. D 94 mm H x 66 mm W x 23 mm D

CSH-1000

Handheld Transmitter

Controls:	Power On/Off, Audio Gain Adjustment with 40 dB range Transmit Power Switch, Menu, Set, Up, Down Buttons
Displays:	Red LED Low Battery Indicator, LCD displays one of the following: Channel/Group, Frequency, or Battery Level
Battery Life:	8 hours with 9V alkaline typical
Antenna:	Internal 1/2 wave
Microphone Elements:	EV N/D 767a Dynamic or RE-510 Condenser
RF Output: Normal: High:	5 mW typical 50 mW typical
Size:	10.5 in. (26.8 cm) long

RE-1

Accessories and Parts

	Model #
Omnidirectional MicroMini™ Lapel Mic:	RE90TX
Unidirectional Lapel Mic:	RE92TX
Headworn Cardioid Condenser Mic:	HM7
1/2 Wave Rx Antenna:	FA-1
1/2 Wave Antenna Bracket:	AB-2
UHF Antenna Amplifier:	UAA-500
Antenna /Pwr Distribution:	APD- 4+
Termination Plug For APD-4:	TP-2
Directional Rx Antenna (450-900 MHz):	LPA-500
Low Loss Coaxial Antenna Cable:	CXU-25 ft CXU-50 ft
1/4 Wave Super-Flex Tx Antenna:	AN-Sflex
Bodypack Pouch:	WP-1000
Guitar Cord:	MAC-G2
767a Dynamic Head for CSH-1000:	RC767A
RE510 Condenser Head for CSH-1000:	RC510
Mic Stand Adapter for CSH-1000:	MSA-1000

UHF Wireless Microphone System

RE-2 UHF systems provide groups of up to 10 simultaneous, harmonized channels per frequency bands.

Besides individual components, following complete sets, including transmitter and receiver are available :

RE2-N2	Receiver + N/D267a handheld transmitter
RE2-N7	Receiver + N/D767a handheld transmitter
RE2-410	Receiver + RE410 handheld transmitter
RE2-G	Receiver + bodypack transmitter + MAC-G3 guitar cord
RE2-BP	Receiver + bodypack transmitter
RE2-L10	Receiver + bodypack transmitter + OLM10 lavalier mic
RE2-L21	Receiver + bodypack transmitter + ULM21 lavalier mic
RE2 Combo	Receiver + N/D267a handheld + bodypack transmitter + ULM21 lav.mic

RE 2



RE-2 Receiver

- One-touch Auto-ClearScan
- Programmable in 25kHz steps across 28 MHz operating bandwidth
- Backlit LCD displays the Group, Channel, Frequency, transmitter battery level, diversity operation, and RF and Audio signal level meters
- Balanced XLR audio output for Microphone or Line level signals and a 1/4-inch line level jack
- Fourth-generation Posi-phase™ diversity and advanced audio circuits
- Unique "Guitar" setting
- Detachable 1/4 wave antennas



RE-2 UHF Transmitter

- Unique "smart" battery
- LCD Displays Group and Channel, Frequency, or Battery Level
- Low battery LED
- One On/Off button that also acts as a mute
- On/Off button can be disabled



RE-2 UHF Handheld

- Available with four different microphone elements
- N/DYM 267a Dynamic element
- RE 410 Condenser
- RE 410 Condenser
- NDYM® 767a Dynamic premium vocal microphone with VOB™ (Vocal-Optimized-Bass)
- Internal 1/2-wave antenna

RE-2 UHF Bodypack

- Cell phone style beltclip
- Optional pouches available
- A wide selection of lapel and headworn microphone accessories are available

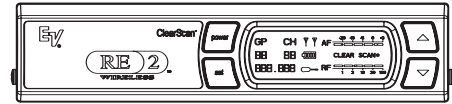
UHF Wireless Microphone System



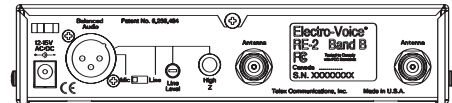
WIRELESS MICCS

RE-2 Receiver

Receiver Type	Synthesized PLL
Frequency Range (RF)	A Band 648 – 676 MHz B Band 696 – 724 MHz D Band 798 – 822 MHz E Band 841 – 865 MHz
Number of Channels	1112 possible channels Programmable in 25 kHz steps
Modulation	+/- 40 kHz
Diversity	Digital Posi-Phase™ True Diversity
RF Sensitivity	< 1.0 mV for 12 dB SINAD
Image Rejection	> 60 dB
Squelch	Tone Code plus Amplitude
Ultimate Quieting	> 100 dB
FCC Certification	Approved under Part 15
Power Requirements	12 V AC/DC 300 mA
Antennas	Detachable 1/4 wave
Dimensions	43.69 cm H x 190.50 mm W x 150 mm D 1.72" H x 7.50" W x 5.9" D



Front

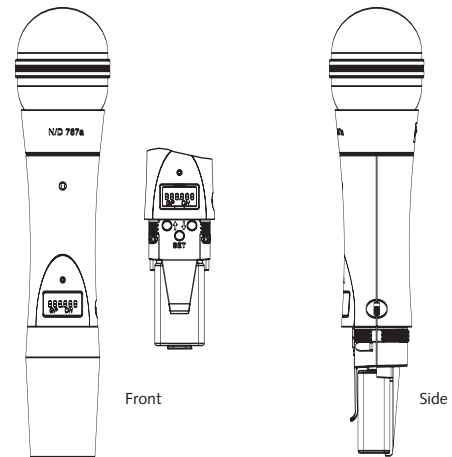


Back

RECEIVER

Audio Parameters

Frequency Response	50 – 15 kHz +/- 2 dB
Balanced Output (max @ 40 kHz deviation)	-10 dBV
Mic Position	Adjustable 10 mV-2V RMS
Line Position	
Unbalanced Output	Adjustable 10 mV-1V RMS
Distortion	<1.0%, 0.5% typical (ref 1 kHz, 40 kHz deviat)
Signal-to-Noise Ratio	>100 dB A Weighted
Dynamic Range	>100 dB
Transmitters, Bodypack (BPU-2) and handheld (HTU-2)	
Radiated Output	30 mW typical
Microphone Head Electro-Voice 767a	N/D 767a Supercardioid N/DYM Dynamic
Microphone Head Electro-Voice 267a	N/D 267a Versatile Cardioid Dynamic
Microphone Head Electro-Voice RE 410	RE 410 Classic Cardioid condenser
Microphone Head Electro-Voice RE 510	RE 410 Supercardioid condenser
Standard Lavalier Microphone	EV RE 90Tx MicroMini™ Omni-Directional Condenser
TA4 Connector Wiring	Pin 1: Ground; Pin 2 Mic Input; Pin 3: +5V bias; Pin 4: +5V bias through a 3kΩ resistor
Audio Gain Adjustment	40 dB (handheld 26 dB)
Power Requirements	9 Volt Alkaline Battery
Battery Life (Typical)	> 8 hours with 9-Volt Alkaline Typical
Bodypack Antenna	Flexible external 1/4 wave
Handheld Antenna	Internal 1/2 wave
Dimensions (Handheld)	24.0 cm (9.4 in.) Long
Dimensions (Bodypack)	96.5 mm H x 66 mm W x 23.4 mm D 3.8 in. H x 2.6 in. W x 0.92 in. D



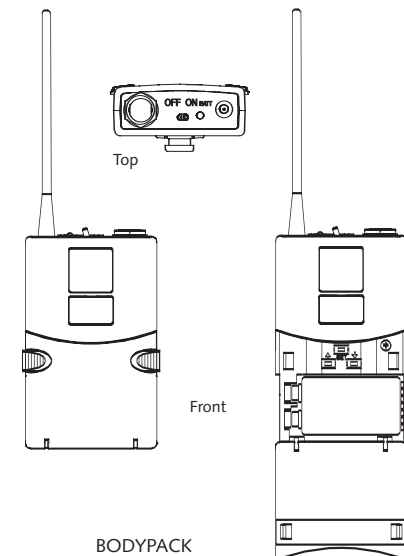
Front

Side

HANDHELD

Transmitters, Bodypack

Radiated Output	Normal 5 mW typical High 50 mW typical
Interchangeable Microphone Heads	767a Supercardioid N/DYM Dynamic RE 510 Supercardioid Condenser
Bodypack Antenna	Detachable Flexible external 1/4 wave
Handheld Antenna	Internal 1/2 wave
Dimensions (Handheld)	26.8 cm (10.5 in.) Long
Dimensions (Bodypack)	Cast Magnesium 96.5 mm H x 66 mm W x 23.4 mm D D3.8 in. H x 2.6 in. W x 0.92 in. D



Top

Front

BODYPACK

RE97Tx & RE920Tx

RE97 Tx Mini Mic

- Extremely lightweight earworn microphone
- Almost invisible
- Available in beige, brown and black
- Wear on left or right ear
- Omnidirectional for smooth, natural sound



RE920Tx Horn Mic

- Unidirectional horn mic
- High SPL handling
- Custom clip for mounting



Lavalier & Headset Mics



OLM 10

- Lavalier mic
- Includes shown accessories



ULM 21

- Lavalier mic
- Includes shown accessories



RE 90 TX

- Lavalier mic
- Top-class
- Ultra-miniature
- Includes shown accessories



RE92 TX

- Lavalier mic
- Hi-Performance
- Includes shown accessories



HM 2

- Headset mic
- Includes shown accessories



HM 7

- Headset mic
- Top-class
- Super lightweight and comfortable
- Includes shown accessories

SPECIFICATIONS

	OLM 10	ULM 21	RE 90 TX	RE92 TX	HM 2	HM 7
Element	Back electret condenser	Back electret condenser	Back electret condenser	Back electret condenser	Back electret condenser	Back electret condenser
Polar pattern	Omnidirectional	Cardioid	Omnidirectional	Cardioid	Cardioid	Supercardioid
Impedance, Low-Z balanced	---	80 - 16.000 Hz	---	---	---	---
Frequency Response (-3 dB)	t.b.a.	t.b.a.	50 - 18.000 Hz	t.b.a.	30 - 18.000 Hz (12mm)	100 - 15.000 Hz
Output Level (0dB = 1mW/Pascal) 1.000 Hz)	---	---	---	---	---	---
Open Circuit Voltage (at 1.000 Hz)	t.b.a.	2.5 mV/Pascal	12.6 mV/Pascal	t.b.a.	4.0 mV/Pascal	7.0 mV/Pascal
Maximum SPL (THD)	t.b.a.	120 dB (1% THD)	130 dB (1% THD)	t.b.a.	120 dB (1% THD)	120 dB (3% THD)
Power requirement (Phantom power)	from Bodypack	from Bodypack	from Bodypack	from Bodypack	from Bodypack	from Bodypack
Current Consumption	t.b.a.	t.b.a.	---	t.b.a.	max. 0.5 mA @ 9 VDC	---
Specials	---	---	Sub-miniature	---	---	Ultra-lightweight
Case Material (Capsule enclosure)	Plastic	Plastic	Polycarbonate resin	Metal	Plastic	Plastic
Finish	Nonreflecting black	Nonreflecting black	Nonreflecting black	Nonreflecting black	Nonreflecting black	Nonreflecting black
Included accessories	approx. 180 cm permanently attached cable, windscreen, universal tie clip	approx. 180 cm permanently attached cable, windscreen, universal tie clip	approx. 180 cm permanently attached cable, windscreen, universal tie clip, tie tac	approx. 180 cm permanently attached cable, windscreen, universal tie clip	approx. 120 cm permanently attached cable, windscreen, cable clip	approx. 120 cm permanently attached cable, windscreen, cable clip
Optional Accessories	---	---	---	---	---	---
Connector type	4-pin TA4F	4-pin TA4F	4-pin TA4F	4-pin TA4F	4-pin TA4F	4-pin TA4F
Dimension (Length x Diameter)	t.b.a.	0.71 in. x 0.29 in.	.025 in. x 0.19 in.	0.948 in. x 0.412 in.	---	---
Weight net	t.b.a.	t.b.a.	34 g	t.b.a.	25 g	70 g

Accessories



RC767a



RC510



BC1000

WP1000



MSSA



AN-Flex



AN-Sflex




MAC-2



MAC-G2/G3

Accessories

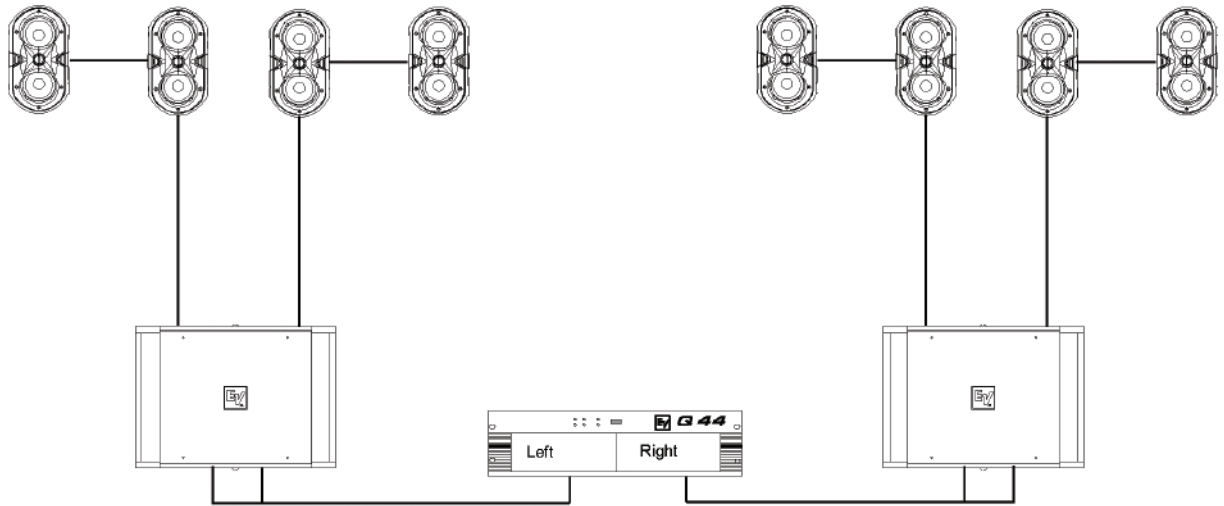


Electro-Voice Wireless Accessories - Antennas etc.

- | | |
|----------------|--|
| APD-4 | UHF Antenna/power distribution system (provides power and RF signals for 4 units) for use with RE-2 & RE-1 |
| RM-D | Rack-mount kit - double (for two receivers) works with RE-2, RTM-1000 and RE-1 receivers |
| AB-2 | Universal mounting bracket for 1/2-wave antennas, with 10-foot coax cable |
| LPA-500 | Directional log periodic antenna with mounting hardware and 10-foot coax |
| FA-500 | 1/2-wave UHF antenna |
| TP-2 | 50 ohm TNC termination plug for use with APD-4 |
| CXU-X | Low-loss coax cable (X designates length, 25ft = 8 m, 50ft = 16 m) |

Single-Amp Drive – Stereo

Music Pub, Cafe (Foreground Music)

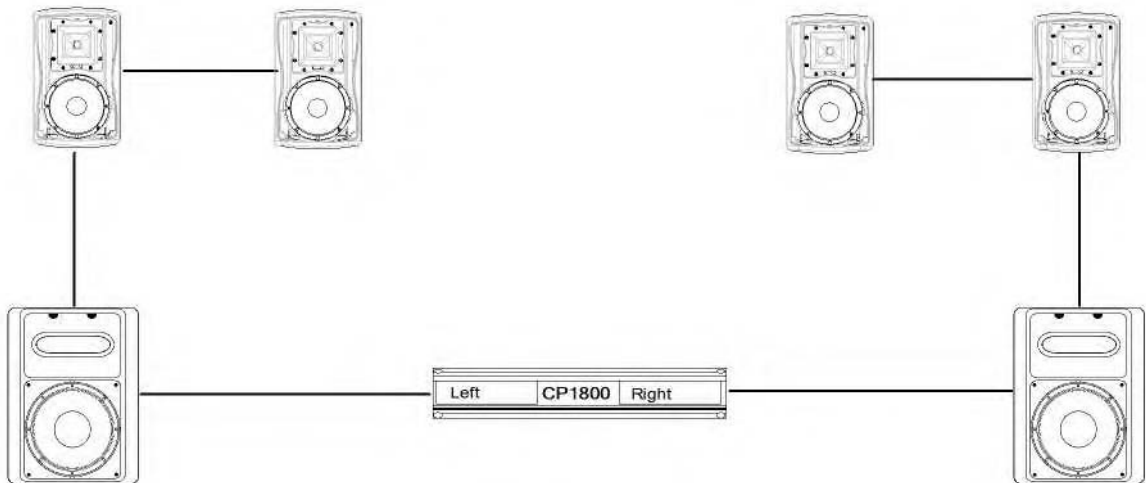


Cabinets	8 EVID 4.2, 2 EVID 12.1
Amplifiers	1 Q44 or CPS1
Controllers	–
Cabling	10 2-wire long, 4 2-wire short
Accessories	(AB-62 for 180°, or AB64 for 360° Array)

Horizontal Coverage	8 x 90°, or 4 x 180°, or 2 x 360°
Typical Distance	8 to 15 m
Total Amp Power	900 W
Options	could also be used with only two 4.2's per side for smaller rooms, but high sub level requirement
Comments	inputs on 12.1 in parallel

Full Range with sub

Music Bar, Cafe, Small Disco

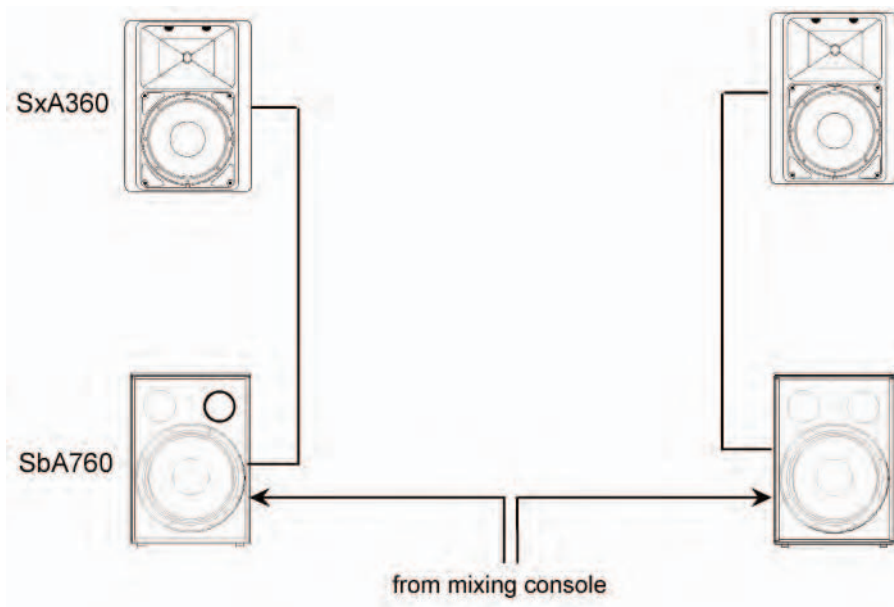


Cabinets	4 x ZX1i, 2 x Sb122
Amplifiers	1 x CP1800 (or Q66/CPS2)
Controllers	none
Cabling	6x 2-wire
Accessories	none (bracket included in ZX1i)

Horizontal Coverage	4 x 90° or 4x 100°
Typical Distance	10 m to 15 m
Total Amp Power	2 x 800W = 1600W
Options	
Comments	available in black or white, SB122 can be mounted with MN-200 bracket

3-Way Stereo

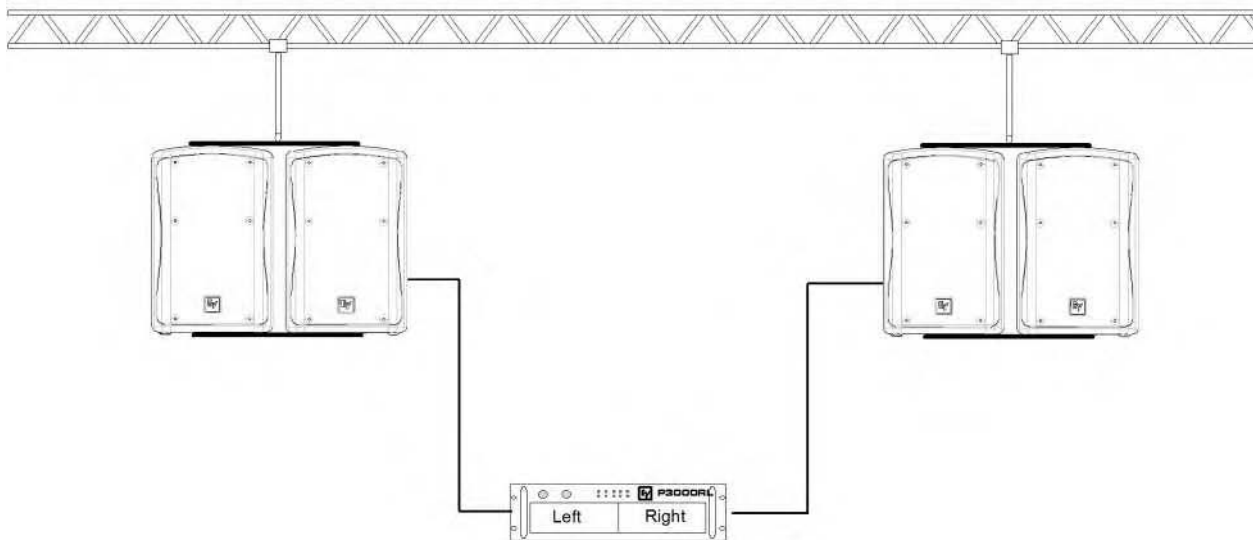
Ultracompact Hi-Power System



Cabinets	2 x SxA360, 2 SbA760	Horizontal Coverage	2 x 65°
Amplifiers	none (included in cabinets)	Typical Distance	15 m to 20 m
Controllers	none (included in cabinets)	Total Amp Power	2 x 150W + 350W + 760W = 2520W
Cabling	2 x XLR-XLR	Options	Expandable with 2 SbA760 for more Sub-Bass, and/or 2 SxA360 for wider coverage
Accessories	2 x 100BK, 2 x MB200 + TC04	Comments	most compact, very powerful system

Fullrange Cluster

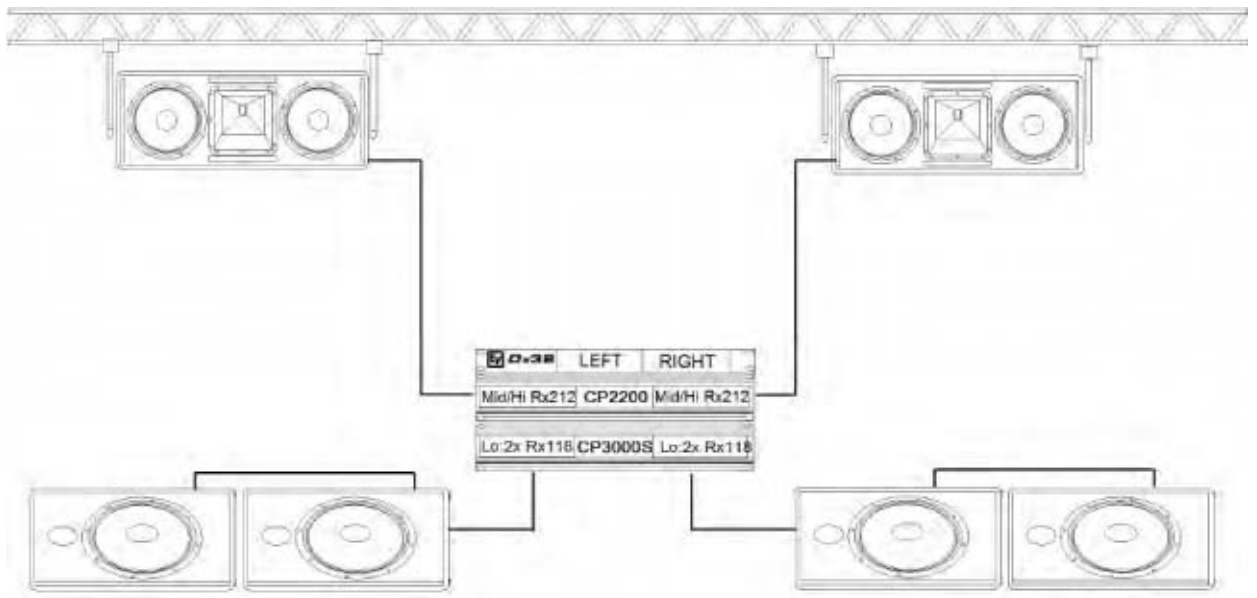
Small to Medium Club



Cabinets	4 x ZX5-60	Horizontal Coverage	2 x 120°
Amplifiers	1 x P3000RL	Typical Distance	20 m to 25 m
Controllers	internal (RCM24) with IRIS-Net™ Remote	Total Amp Power	2 x 1,200W = 2,400W
Cabling	2 x NL4 long, 2 x NL2 short	Options	Add-on Subwoofer(P2, QRx218 & P3000RL)
Accessories	2x CV-5	Comments	Full remote & Supervision through IRIS-Net

2-Way Stereo ••

Club, Disco Dance Floor- lower ceiling

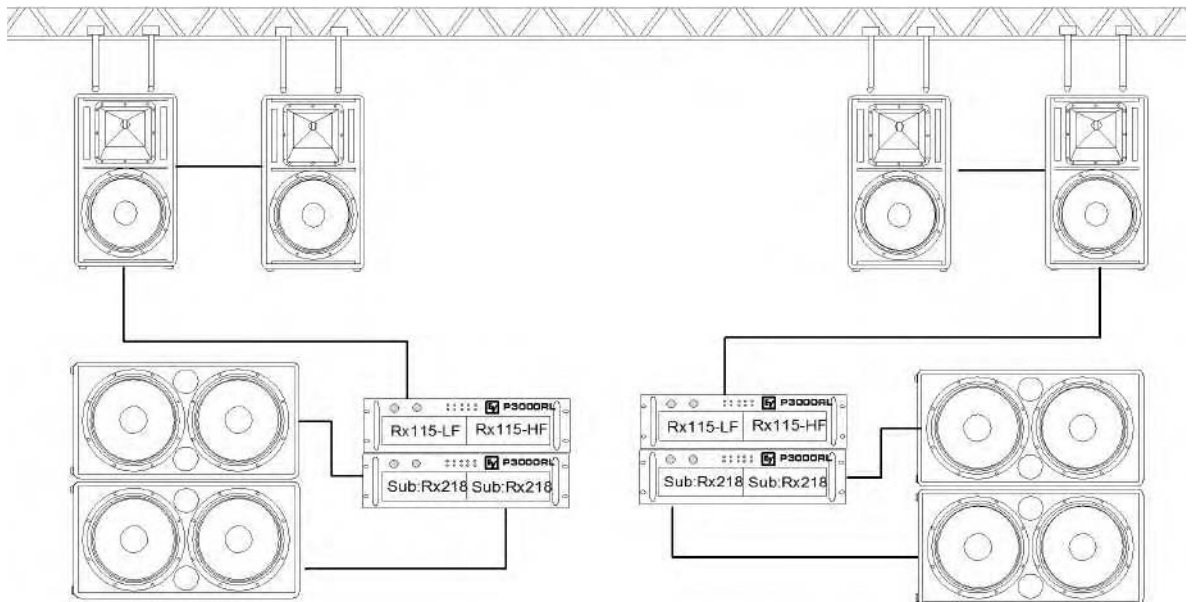


Cabinets	2 x QRxH212/75, 4 x QRx118S
Amplifiers	1 x CP2200, 1 x CP3000S
Controllers	1 x Dx38
Cabling	4 x NL4 long, 2x NL4 short
Accessories	2 x QRx Rigging Kit

Horizontal Coverage	2 x 75°
Typical Distance	15 m to 20 m
Total Amp Power	2 x 1,900W = 3,800W
Options	3-Way stereo operation with 2 P3000RL & 1 P1200RL
Comments	Double up amps and cabinets for larger rooms

3-Way Stereo

Standard PA for Concert & Disco



Cabinets	4 x QRx115/75, 4 x QRx218S
Amplifiers	4 x P3000RL/TG5
Controllers	internal (RCM24)
Cabling	8 x NL4 long
Accessories	4 x QRx Rigging Kit, 4 x QRx Wheel Kit

Horizontal Coverage	2 x 100° to 150°, or 4 x 75°
Typical Distance	15 m to 20 m
Total Amp Power	2 x 4,200W = 8,400W
Options	2 way stereo operation with 3 P3000RL
Comments	Full Remote & Supervision with IRIS-Net

2-Way Stereo Line Array


Medium Size Venues for Music and Speech



Cabinets	16 x XLE181, 2 x X-Sub	Horizontal Coverage	2 x 120°
Amplifiers	3 x P3000RL	Typical Distance	25 m to 30 m (see LAPS for details)
Controllers	internal (PCM24)	Total Amp Power	2 x 14,400W = 28,800W
Cabling	6 x NL4 long, 4 x NL4 short	Options	12 TG5 or TG7 amps, 12 CP3000S/4000S + 4 Dx38
Accessories	2 x XLE-Grid, UCC-1	Comments	very powerful, compact system, expandable

4-Way Stereo + Sub

Very Compact Line Array System



Cabinets	16 x XLD281, 2 x XLC215, 4 x X-Sub	Horizontal Coverage	2 x 120°
Amplifiers	12 x P3000RL	Typical Distance	25 m to 30 m
Controllers	Internal (RCM24) IRIS-Net™	Total Amp Power	2 x 14,400W = 28,800W
Cabling	12 x NL4 short, 8 x NL8 long	Options	12 TG5 or TG7 amps, 12 CP3000S/4000S +4 Dx38
Accessories	2 x Xi-DSK, 6 x QRx Wheel Kit	Comments	Very powerful, compact system, expandable

4-Way Stereo

Compact Line-Array for mid-sized venues

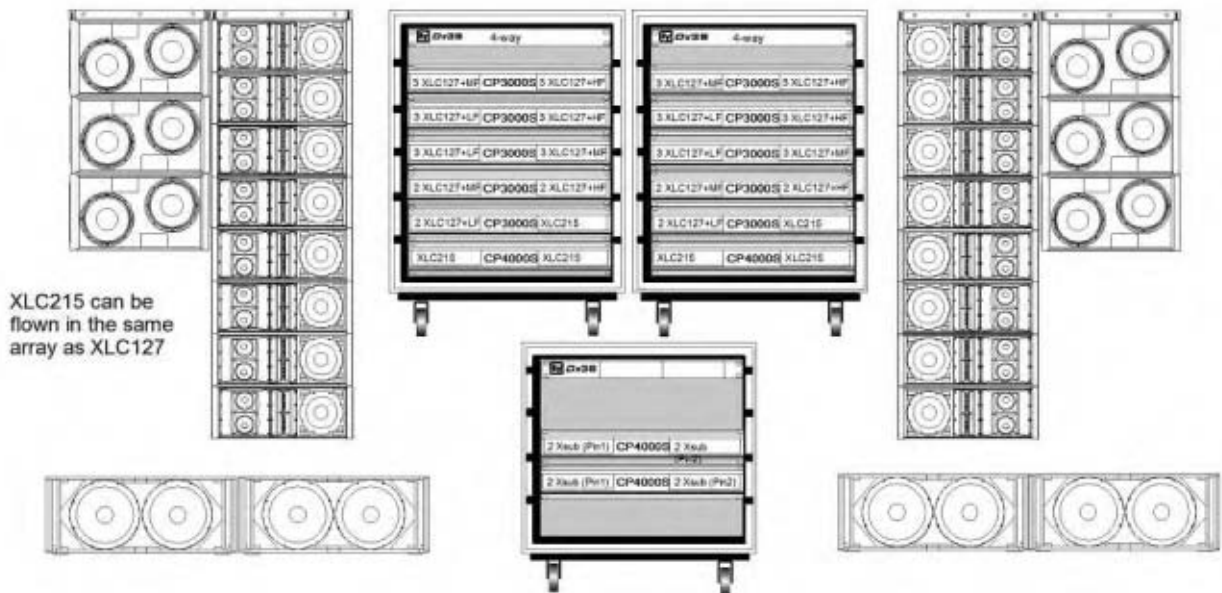


Cabinets	12 XLC127+, 6 Xsub
Amplifiers	6 CP2200, 2 P3000
Controllers	2 Dx38
Cabling	6 NL8 long, 12 NL8 short, 2 XLC grids,
& Accessories	12 dollies 127 (or 2 bottom dollies), 2 Xline dollies

Horizontal Coverage	2 x 120°
Typical Distance	30 m to 50 m
Total Amp Power	2 x 7,000W = 14,000W
Options&Comments	-



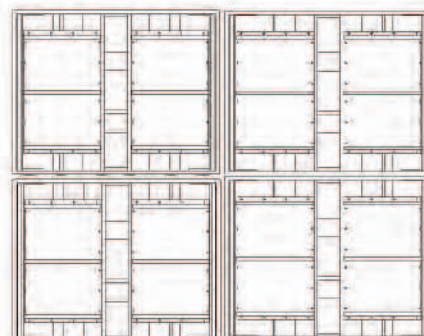
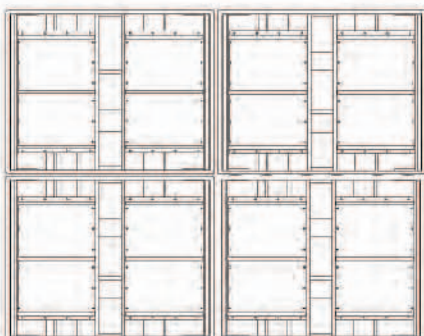


4-Way Stereo + Sub

Compact Line-Array for mid sized venues, higher SPL's




Cabinets	16 XLC127+/DVX, 6 XLC215, 4 Xsub
Amplifiers	10 CP3000S, 4 CP4000S
Controllers	3 Dx38
Cabling	6 NL8 long, 14 NL8 short, 4 XLC grids, 6 XLC bottom dollies, 1 Xline dolly

Horizontal Coverage	2 x 120°
Typical Distance	30 m to 50 m
Total Amp Power	2 x 17,100W = 34,200W
Options&Comments	XLC127+ can be driven also with P1200RL Xsub with P3000RL could use 14 CP4000S or 14 P3000RL or 14 TG5/7



Cabinets	12 Xf, 8 Xb, 4 Xcn, 4 Xcb, 8 Xds
Amplifiers	14 x P3000 (= 4 X-Array System Racks)
Controllers	4 x Dx-38 / 2 DN9848
Cabling	10 x NL8 long, 24 NL8 short
Accessories	10 grids, 20 Xrhg & Xess, 40 Xrhl & Xesl, 14 dollies

Horizontal Coverage	2 x 100° to 120°
Typical Distance	60 m to 70 m
Total Amp Power	2 x 16.950W = 33.900W
Options	Xsubs can be used instead of Xds



Cabinets: 12 Xvls, 8 Xvlt, 12 Xsub
Amplifiers: 24 P3000 (= 6 X-Line Amp Racks)
Controllers: 4 DX38, or 2 DN9848(or RCM24/26-IRIS-Net™)
Cabling: 16 NL8 long, 16 NL8 short
Accessories:

Horizontal Coverage: 2 x 90° (120° nearfield)
Typical Distance: 50m to 100m (depending on the rigging heights)
Total Amp Power: 2 x 28,800 W = 57,600 W
Options: Full Remote & Supervision through IRIS-Net™ with 24 P3000RL or TG7 amplifiers
Comments: Number of subs depending on music style

Speaker Technologies

Ring Mode Decoupling® (RMD®)

Electro-Voice pioneered Ring Mode Decoupling (RMD®) as a result of experience gained through years of high-level concert system design. The acclaimed EV X-Array™ was the “test bed” for RMD® research. Just as automotive companies use Formula 1 racing to develop new technologies, Electro-Voice uses its work in the concert sound and touring industries to do the same. The goal of that basic research is to bring those new technologies into all aspects of the sound reinforcement industry.

All loudspeaker components display unwanted vibrational modes – or resonances – that produce both frequency and time-domain distortions. A time-domain distortion is most often described by loudspeaker users as a “ringing” in the system. This ringing is usually most audible through the vocal fundamental range, and users commonly attempt to “cure” the ringing mode through equalization. Unfortunately such attempts remove not only the time-domain distortion, or ringing, but also parts of the musical signal as well. The net result is that musical information is lost.



RMD® is a series of techniques developed by Electro-Voice engineers to deal with the time-domain distortion at its source. The basic problem is mechanical in nature. As a result, the only really effective solution is also mechanical. When acoustic resonances are encountered, the only effective solution is an acoustic remedy. The same applies to electrical resonances: The solution must be electrical.

RMD® treatment produces an acoustic signal that is much freer of mechanical and acoustical ringing modes. The result is a level of fidelity – particularly through the critical vocal range – that is more coherent and “in your face.” Another benefit of RMD® technology is a much higher degree of level independence. Many front-of-house engineers have noted that system equalization needs to change with system output levels. The louder the system is driven, the more EQ changes become necessary to maintain system voicing (that is, the system sounds different at higher power levels). RMD® greatly minimizes the changes in system voicing that occur with level changes. Systems with RMD®, therefore, display a high degree of level-independent fidelity and a very audible improvement in vocal clarity as well.

Power handling ratings

Accurately specifying power handling ratings presents a challenge with odds typically worse than those in a game of chance. Each manufacturer rates its components in its own particular way. While responsible manufacturers always qualify their testing methods, this offers little help to users not familiar with the different test methods.

Electro-Voice has used an EIA-based rating for many years. It offers a reasonably good combination of mechanical (excursion) and thermal (heat) stress measurements. The ratings supplied with EV components are very conservative, and require a full eight-hour test cycle to generate.

However, Electro-Voice does not limit its power testing to EIA methods. Long term continuous musical testing of rated program limits is typically performed for 200-hour durations. EV engineers also perform mixed-signal testing, a combination of continuous noise (EIA- or AES-based shaped spectrum signals) and low-frequency impulsive signals (such as kick drums). Mixed signal tests often represent typical program material, and the resulting measurements relate better to real-world conditions.

The most useful power handling rating is that of the program material specification. This rating relates well to “in the field” situations for most musical programs. It should always be remembered that no test method or rating spec will universally describe every situation. Extreme power levels can produce either mechanical or thermal failures with any manufacturer’s components.

Manifold Technology®

In 1986, Electro-Voice revolutionized concert sound reinforcement by introducing Manifold Technology®. In each of the four bandpasses covering the entire frequency range, the output of four loudspeakers was flawlessly combined – or “manifolded” – into a single horn (such as a large-format MH horn) or low-frequency enclosure. The result was a physical package, a fraction of the size of conventional concert rigs but with four times the acoustic output. This eliminated the drastically uneven coverage that occurs when multiple acoustic sources are stacked to gain more output. Manifold Technology® came into its own particularly in smaller-sized locations or installations, where low-frequency output was limited by the space available.

Speaker Technologies

Vertical Beam Shaping (2- or 3-element line array)

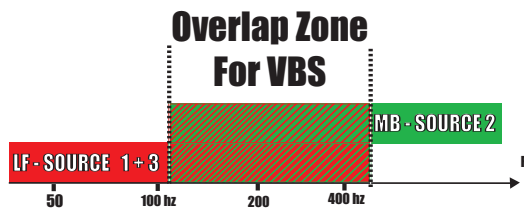
VBS

Vertical Beam Shaping (VBS) is a frequency overlap configuration of the dual-woofer three-way systems of Xi-Series™. It provides the best directivity improvement, achieved by the vertically spaced low-frequency sources which flank the mid-bass horn operating alone at low frequencies and by appropriately overlapping the LF and MB sources in the mid bass, e.g., 125 to 540 Hz.

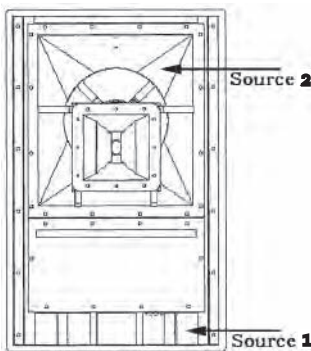
The single-woofer three-way systems may be configured for VBS, achieved by overlapping the (single) woofer and mid-bass source in the appropriate frequency ranges. This physical orientation of three sources, together with appropriate amplitude shading and filter combinations, produces vertical directivity control to below 125 Hz.

The resulting interferences of normal overlapped speakers are completely minimised. The sonic advantages of this combination are significant. Precisely controlled radiation patterns at low frequencies prevent reverberant energy in the 125- to 600-Hz range from degrading vocal fundamentals. The pattern control achieved by this three-source, single-enclosure "array" prevents the critical distance from moving "forward" (toward the source) as wavelengths become significant in size with respect to the radiation device, and pattern control is lost. This is the case with conventional system designs. The other primary advantage is that down to 125 Hz, acoustic output under the enclosure is a full 12 dB or more below on-axis levels.

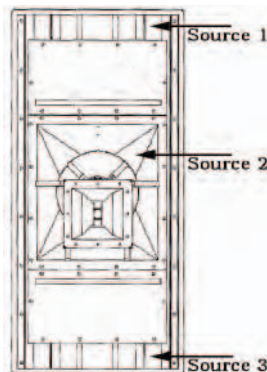
This results in greatly improved gain-before-feedback levels on stage especially in theatres where lavalier microphones are traditionally used under centre speakers. In conventional systems where "under enclosure" levels are comparable to on-axis levels, system intelligibility is even compromised at the source (microphone) because of poor loudspeaker directivity control and subsequent "spill over".



2-ELEMENT



3-ELEMENT



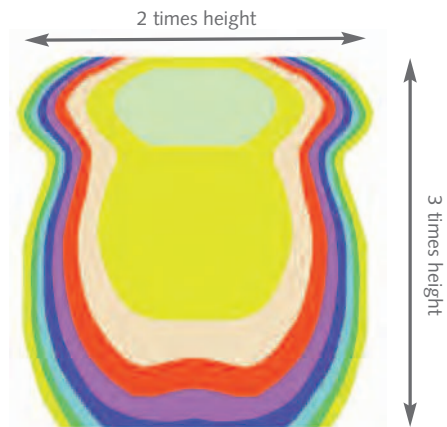
Vari Intense®

EV's unique Vari Intense® (VI) technology has a lot of advantages in most applications of "typical sized" rooms. Vari Intense® provides a rectangular coverage pattern. The unique, patented throat and flare structure of the VI horn delivers a 6 to 10 dB hotter signal to the rear of the room.

The resulting even front-to-back SPL eliminates ear strain at the back of the sitting area and ear pain at the front. One VI horn replaces two standard systems that reduce costs and eliminates destructive interference which occurs between long- and short-throw horns or multi-sourced horizontal arrays.

The downward-aimed horn delivers sound only to the floor plan where the audience is and provides uniform direct-field SPL and significantly reduces the amount of sound reverberating off the ceiling. This provides an increase in mid- to high-frequency intelligibility of 6 dB in most applications.

To plan with Vari Intense® systems is very easy. The height of the room defines the size of the floor plan covered with one speaker. The area covered would be a width coverage of two times the height of the ceiling and depth, or throw, three times the height of the ceiling. Therefore a Vari Intense® speaker mounted centrally, parallel to the floor, at a height of 3 meters, would cover a room with equal SPL, 6 meters wide by 9 meters long. Aiming the speaker down by 15 degrees at the same 3 meter height will produce an even floor plan SPL that is 3 meters wide by 6 meters long and tilting it back by 15 degrees, at the same height, produces a floor plan SPL of 6 meters wide by 15 meters long. Normally the loudspeaker is mounted approximately 0.6 to 0.8 times the height back from the first row and has a nominal angle of the top of the enclosure parallel to the floor or slightly (2 to 3 degrees) tilted back.



covered floor plan of a VI horn

Speaker, Distances and Horns

This graph should help you to get a feeling of coverage angles, loss in SPL and covered areas.
The following questions can be answered:

1. **Question:** "What coverage angle is needed to cover a width of X meters by the maximum possible distance to the audience of Y meters?" Helpful when the install position of the speakers and the area to cover are predetermined.

Solution: Possible distance to the audience is a maximum of 12 meters. Covered width should be approx. 36 meters (2 x 18 meters). A system that provides 120 degrees coverage is needed.

2. **Question:** "Which system is needed when the distance to the audience and the target SPL is known?" Helpful when the install position of the speakers is known and a pre-defined SPL is required.

Solution: Inverse square law of a point source (-6dB when doubling the distance) helps to define the loss in SPL at a distance of X meters. The pre-determined SPL at listening level (the audience) should be 100 dB. Distance to the speaker is approx. 50 meters (I.E. open-air, arena etc). The loss in SPL after 50 meters is approx. 33 dB, therefore the system has to provide a continuous SPL of 133 dB/1m.

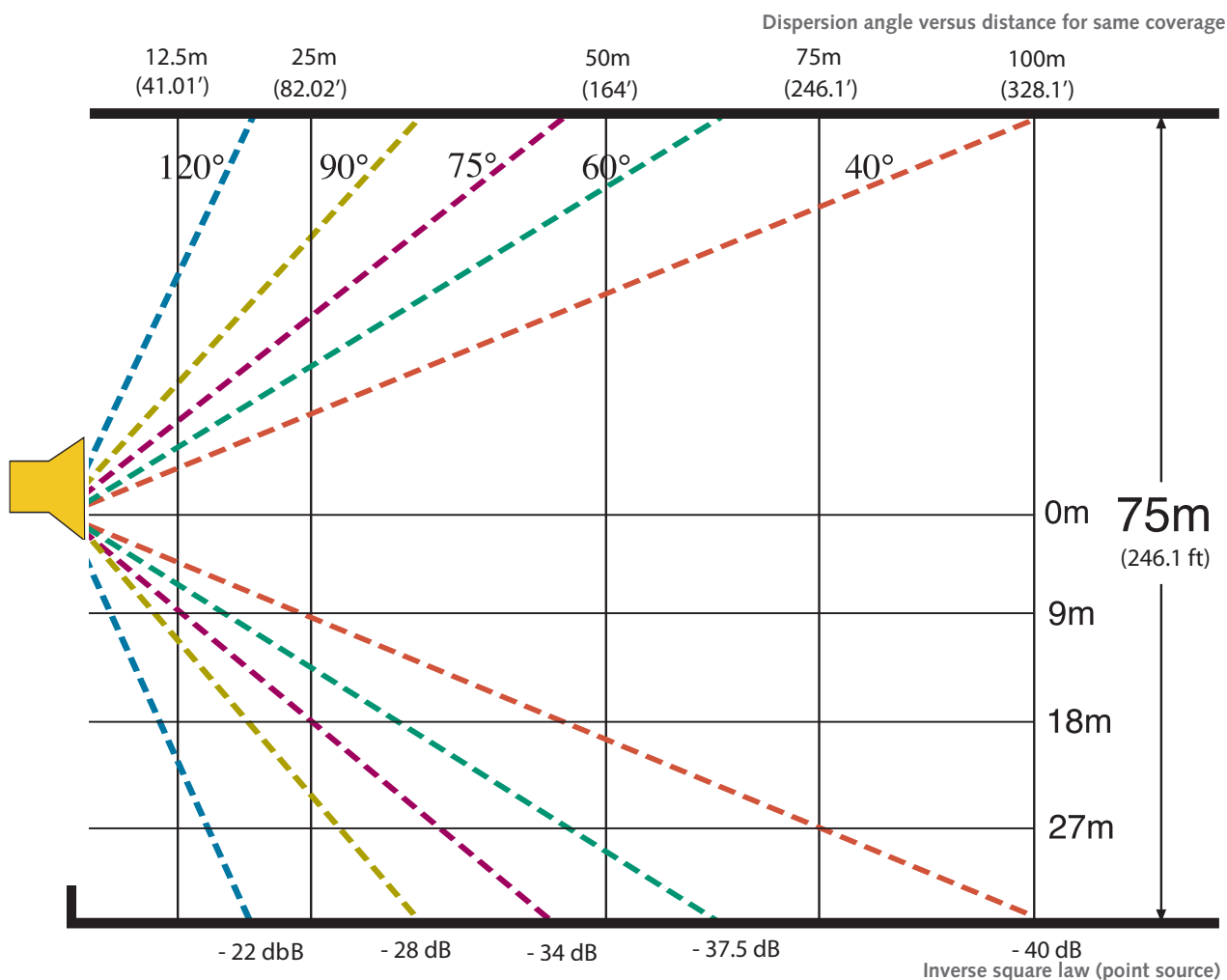
3. **Question:** "At what distance is a (i.e.) 75 meters width reached, using different loudspeakers with different coverage angles?"

Solution: A 120 degrees system provides a covered width of 75 meters after approx. 22 meters. A 40 degree system provides same width after approx. 100 meters.

4. **Furthermore (based on point 3):** "What's the loss of SPL in both cases?"

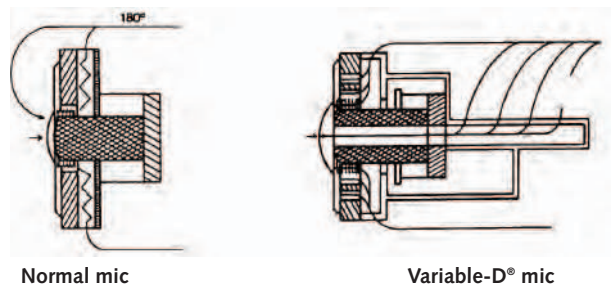
Solution: Approx. 25 dB for the 120 degrees and approx. 40 dB for the 40 degrees system. To achieve a pre-determined SPL of 105 dB, when an area of 75 meters needs to be covered, the 120 degrees system has to deliver > 130 dB and the 40 degrees system > 145 dB. In explanation: A job for MH 4020 which provides 146 dB maximum.

5. **And others...**



Microphone Technologies

In 1934, Electro-Voice invented the hum-bucking coil for microphones, still an industry standard almost 70 years later. The invention was the beginning of EV's success in building microphones, but not the end. Electro-Voice continues to set new standards for microphone design today. Electro-Voice was the first manufacturer to use neodymium-based magnet structures (N/DYM[®]) in its microphones, thus achieving higher output and condenser-like qualities such as crystal clarity and reliable performance. Electro-Voice's goals in developing microphone technologies have always been the same: providing highest sound quality, achieving better and more comfortable handling for the user, and continuing the company's tradition of legendary reliability and warranty support. Its long list of patents attests to its success in meeting these goals.



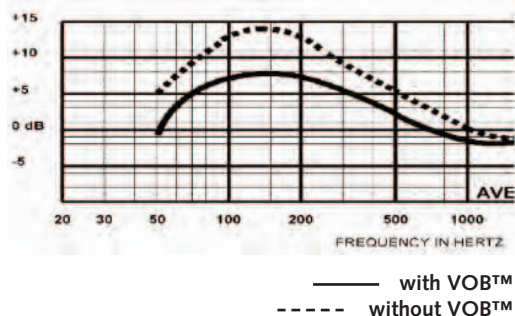
Variable-D[®]

Normal microphones generate increased bottom end when used close up. This is typically called the "proximity effect." While some lead vocalists like this effect and use it to enhance their performance, it is attainable only in closeup situations. When the distance between the microphone and the source is extended, the sound quality changes dramatically. Electro-Voice's patented Variable-D[®] eliminates this disadvantage. On the rear side of the diaphragm there is a perforated pipe (interference duct) with precise sonic slots at set distances. The duct provides maximum damping which is completely uncoloured and undistorted at 180-degree off-axis, ensuring the same frequency response as if the source was nearly on-axis.

Variable-D[®] designed microphones can be used very close to other sound sources with no loss in clarity or definition. This makes them the preferred choice for tight vocals and challenging instruments such as brass. Variable-D[®] microphones like the RE20 and RE27 are favorites with broadcast show hosts, vocal booths, voice-over studios, and professional touring or rental companies.


VOB[™]

Electro-Voice's unique VOB[™] technology (Vocal-Optimized Bass) reduces low-frequency distortion in the microphone's output. Critical damping of the low-frequency resonant peak results in a microphone that replaces the "muddiness" found in competitive models with greater warmth and increased vocal intelligibility. With a wider range of working distances than other microphones, this intelligibility ensures a clean, clear, consistent sound that "cuts through the mix." VOB[™] counteracts proximity effect, sibilance, and P-popping, thus assuring maximum vocal intelligibility and musical clarity.



PIN - Arrangements

Electronic



Balanced (XLR)

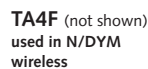
- Pin 1: Shield
- Pin 2: Hot
- Pin 3: Cold

Microphones



Balanced (XLR)

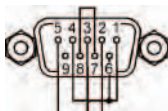
- Pin 1: Shield
- Pin 2: Signal +
- Pin 3: Signal -



TA4F (not shown)
used in N/DYM
wireless

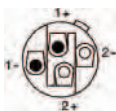
- Pin 1: Common
- Pin 2: Audio
- Pin 3: Bias
- Pin 4: Not used

PC interface (RS 232)



- Pin 1: parallel to 4 + 6
- Pin 2: Tx D
- Pin 3: Rx D
- Pin 4: parallel to 1 + 6
- Pin 5: common
- Pin 6: parallel to 1 + 4
- Pin 7: parallel to 8
- Pin 8: parallel to 7

Speakers



- Fullrange** Pin 1: LF/HF +/-
Pin 2: Not connected
- Biamp** Pin 1: LF Section +/-
Pin 2: HF Section +/-
- Subwoofer** Pin 1: LF input +/-



System

- Pin 1 in: LF +/- Pin 2! out
- Pin 2 in: LF +/- Pin 1! out
- Pin 3 in: MB +/- Pin 3 out
- Pin 4 in: HF +/- Pin 4 out

EV MICROPHONE APPLICATION TABLE

M I C S	A P P L I C A T I O N S																			
	VOICE SOUND REINFORCEMENT						VOICE STUDIO		INSTRUMENT										BROADCAST	
	Female	Male	Rock	Jazz	Speech	Choir	Vocal	Speech	Kick Drum	Snare	Toms	HiHat/Overhead	Guitar Amp	Saxophone/Woodwinds	Trumpet/Brass	Piano	Accordion	Guitar/Strings	ENG	
Cobalt Co5	+	+																		
Cobalt Co7	+	+	+	+																
Cobalt Co9	+	+	+																	
Cobalt Co11	+	+		+	+							+		+					+	
N/D 367s	++	+	+	+			+													
N/D 267a(s)	+	+	+							+										
N/D 767a	++	++	+	+			+													
N/D 967	+	+	++																	
Raven		+	+					+	+	++		++	+	+			++	+		
Cardinal	++	++	+	++	+	+	++	++			++	++	+	+		+	+	++		
N/D 468										++	++		++	+	+		+	+		
N/D 868									++		+		+							
N/D 478										+	+		+				+			
Cobalt Co4										+	+		+		+				+	
RE 200					+	+						++				++	+	++		
RE 20						++	+	++	++	++	+		++	++	++		++	++		
RE 27						++	+	++	++	++	+		++	++	++		++	++		
RE410	++	++	+	+	+		+					+		+					+	
RE 510	++	++		++	+	+	+	+		+		++	+	+	+	+	+	++		
RE 50B/NDB																				++
635A (B) / NDB																				++
RE16					++	+		+												+

+ recommended
++ optimal

Product Feature Symbols



Weather-resistant



Also available in white



Available with high-quality 70/100 volt transformer



Speaker can be flown. See product features and Speaker Hardware/Accessories



Mounting hardware available or included. See product features and Speaker Hardware/Accessories



Passive or biamped operation



Designed for multi-way active operation using EV® Dx38 digital controller



Rotatable constant-directivity horn or identical horizontal/vertical directivity control (i.e. 65° x 65°)



Ring Mode Decoupling (RMD™) ensures high performance and vocal clarity at any SPL.



Unfinished version available

Microphone Polar Patterns



Cardioid



Supercardioid



Hypercardioid



Omnidirectional



Americas

Telex Communications Inc. 12000 Portland Ave South, Burnsville, MN 55337, USA

USA-Phone: 1-800-392-3497, Fax: 1-800-955-6831

Canada-Phone: 1-866-505-5551, Fax: 1-866-336-8467

Latin America-Phone: 1-952-887-5532, Fax: 1-952-736-4212

Europe, Africa & Middle-East

EVI Audio GmbH, Hirschberger Ring 45, D-94315, Straubing, Germany

Phone: +49 9421-706 0, Fax: +49 9421-706 265

France: EVI Audio France S.A. Parc de Courcerin, Allée Lech Walesa, F 77185 Lognes, France

Phone: +33 1-6480-0090, Fax: +33 1-6006-5103

UK: Shuttlesound Ltd., The Willows Centre, Willow Lane, Mitcham, Surrey CR4 4NX, UK

Phone: +44 208 646 7114, Fax: +44 208 254 5666

Asia & Pacific Rim

Japan: EVI Audio Japan Ltd. 5-3-8 Funabashi, Setagaya-Ku, Tokyo, Japan 156-0055

Phone: +81 3-5316-5020, Fax: +81 3-5316-5031

China: Telex EVI Audio (Shanghai) Ltd. Rm 2210-2215, Tower B, Far East International Plaza, No.317, Xianxia Road, Shanghai, China PC:200051 Phone: +86 21-6235-1677, Fax: +86 21-6235-1676

Hong Kong: Telex EVI Audio (HK) Ltd. Unit 5,1/F, Topsail Plaza, 11 on Shum Street, Shek Mun, Shatin HK

Phone: +852 2351-3628, Fax: +852 2351-3329

Singapore: Telex Pte. Ltd. 3015A Ubi Road 1, 05-10 Kampong Ubi Industrial Estate, Singapore 408705

Phone: +65 6746-8760, Fax: +65 6746-1206