




# AV25PS/AV40PS

ACTIVE TWO WAY STEREO SPEAKER SYSTEMS  
INSTALLATION AND OPERATION MANUAL





## IMPORTANT SAFETY INFORMATION



1. Save the carton and packing material even if the equipment has arrived in good condition. Should you ever need to ship the unit, use only the original factory packing.
2. Read all documentation before operating your equipment. Retain all documentation for future reference.
3. Follow all instructions printed on unit chassis for proper operation.
4. Do not spill water or other liquids into or on the unit, or operate the unit while standing in liquid.
5. Make sure power outlets conform to the power requirements listed on the back of the unit.
6. Do not use the unit if the electrical power cord is frayed or broken. The power supply cords should be routed so that they are not likely to be walked on or pinched by items placed upon or against them, paying particular attention to cords and plugs, convenience receptacles, and the point where they exit from the appliance.
7. Always operate the unit with the AC ground wire connected to the electrical system ground. Precautions should be taken so that the means of grounding of a piece of equipment is not defeated.
8. Mains voltage must be correct and the same as that printed on the rear of the unit. Damage caused by connection to improper AC voltage is not covered by any warranty.
9. Have gain controls on amplifiers turned down during power-up to prevent speaker damage if there are high signal levels at the inputs.
10. Power down & disconnect units from mains voltage before making connections.
11. Never hold a power switch in the "ON" position if it won't stay there itself!
12. Do not use the unit near stoves, heat registers, radiators, or other heat producing devices
13. Do not block fan intake or exhaust ports. Do not operate equipment on a surface or in an environment which may impede the normal flow of air around the unit, such as a bed, rug, weathersheet, carpet, or completely enclosed rack. If the unit is used in an extremely dusty or smoky environment, the unit should be periodically "blown free" of foreign matter.
14. Do not remove the cover. Removing the cover will expose you to potentially dangerous voltages. There are no user serviceable parts inside.
15. Do not drive the inputs with a signal level greater than that required to drive equipment to full output.
16. Do not connect the inputs / outputs of amplifiers or consoles to any other voltage source, such as a battery, mains source, or power supply, regardless of whether the amplifier or console is turned on or off.
17. Do not run the output of any amplifier channel back into another channel's input. Do not parallel- or series-connect an amplifier output with any other amplifier output.  
  
Australian Monitor Inc is not responsible for damage to loudspeakers for any reason.
18. Do not ground any red ("hot") terminal. Never connect a "hot" (red) output to ground or to another "hot" (red) output!
19. Non-use periods. The power cord of equipment should be unplugged from the outlet when left unused for a long period of time.
20. Service Information Equipment should be serviced by qualified service personnel when:
  - A. The power supply cord or the plug has been damaged.
  - B. Objects have fallen, or liquid has been spilled into the equipment
  - C. The equipment has been exposed to rain
  - D. The equipment does not appear to operate normally, or exhibits a marked change in performance
  - E. The equipment has been dropped, or the enclosure damaged.

# INTRODUCTION AND CONTENTS

The AMAV AV25PS & AV40PS are active two way stereo speaker systems.

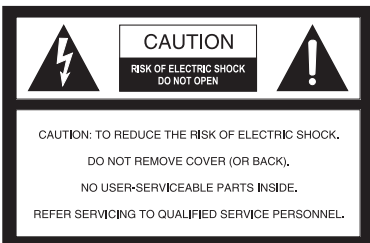
The AV25/40PS each consist of one powered & one passive speaker. Both are of a compact & architecturally pleasing design & feature an onboard stereo amplifier, treble, bass & volume control, power switch, stereo RCA line input, speaker output & installation brackets.

The AV25PS features a 5" bass driver & dome tweeter & delivers 25 watts RMS while the AV40PS features a 6.5" bass driver & dome tweeter & delivers 40 watts RMS.

The new AMAV AV powered speakers deliver high quality sound reinforcement for a variety of Audio Visual applications. Compact & well designed, they are easy to operate & will become a standard in many AV installations.

INTRODUCTION	3
REAR PANEL	4
SPECIFICATIONS	5

AUS, EUR, USA  
Copyright 1st Mar 2005  
Rev A: 1st Mar 2005



This symbol is intended to alert the user to the presence of uninsulated "dangerous voltage" within the product's enclosure that may be of sufficient magnitude to constitute a risk of electric shock to persons.



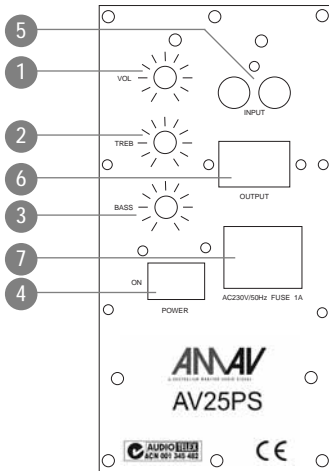
This symbol is intended to alert the user to the presence of important operation and maintenance (servicing) instructions in the literature accompanying the appliance.

Caution: To prevent electric shock do not use this (polarised) plug with an extension cord, receptacle or other outlet unless the blades can be fully inserted to prevent blade exposure. To prevent electric shock, match wide blade of plug to wide slot, fully insert.

## WARNING !

TO REDUCE THE RISK OF FIRE OR ELECTRIC SHOCK,  
DO NOT EXPOSE THIS EQUIPMENT TO RAIN OR MOISTURE.

# REAR PANEL



**1 VOLUME CONTROL.**  
This control will set the output volume for both left & right channels of the AV25/40PS

**2 TREBLE CONTROL**  
This is a shelf EQ that will cut or boost the treble frequencies by up to +/- 15dB


**3 BASS CONTROL**  
This is a shelf EQ that will cut or boost the bass frequencies by up to +/- 15dB

**4 POWER SWITCH**  
This switches mains power "on" to the active speaker

**5 INPUT**  
The AV25/40PS speakers accept an unbalanced line level stereo RCA feed.

**NOTE: the right channel is the powered AV25/40PS; the left channel is the passive AV25/40PS**

**6 OUTPUT TERMINALS**  
This output is the amplifiers left channel output & should be connected to the passive speaker in the AV25/40PS pair

**7 FUSE HOLDER**  
 Both the AV25PS & AV40PS have a 1 amp mains power fuse

# SPECIFICATIONS

## MODEL AV25PS

		AV25PS passive speaker	AV25PS active speaker
WOOFER	Diameter	5"	5"
	Impedance	8 ohm	8 ohm
TWEETER	Diameter	1" dome	1" dome
	Impedance	8 ohm	8 ohm
SYSTEM SPECIFICATIONS	Power	35 watts (R.M.S)	35 watts (R.M.S)
	Impedance	8 ohm	8 ohm
	Sensitivity	89dB	89dB
	Frequency response	60Hz to 20k Hz	60Hz to 20k Hz
POWER AMPLIFIER	Power output	/	25 watts
	Equalization	/	2 bands EQ $\pm$ 15 dB
	Frequency response	/	20Hz to 20k Hz
	AC Power input	/	230-240VAC
DIMENSION	(h x w x d)	240mm x 178mm x 145mm	240mm x 178mm x 145mm
NET WEIGHT	(one each active + passive)	/	4.8Kgs per pair
	Carton	/	430mm x 395mm x 580mm

# SPECIFICATIONS

## MODEL AV40PS

		AV40PS passive speaker	AV40PS active speaker
WOOFER	Diameter	6.5"	6.5"
	Impedance	8 ohm	8 ohm
TWEETER	Diameter	1" dome	1" dome
	Impedance	8 ohm	8 ohm
SYSTEM SPECIFICATIONS	Power	50 watts (R.M.S)	50 watts (R.M.S)
	Impedance	8 ohm	8 ohm
	Sensitivity	89dB	89dB
	Frequency response	55Hz to 20k Hz	55Hz to 20k Hz
POWER AMPLIFIER	Power output	/	40 watts
	Equalization	/	2 bands EQ $\pm 15$ dB
	Frequency response	/	20Hz to 20k Hz
	AC Power input	/	230-240VAC
DIMENSION	(h x w x d)	285mm x 205mm x 180mm	285mm x 205mm x 180mm
NET WEIGHT	(one each active + passive)	/	7.6Kgs per pair
	Carton	/	500mm x 450mm x 355mm



## AUSTRALIA AND NEW ZEALAND

[www.australianmonitor.com.au](http://www.australianmonitor.com.au)

### SYDNEY

(NSW & ACT SALES)

149 Beaconsfield  
Street Silverwater  
NSW 2128  
Private Bag 149  
Silverwater NSW 1811  
Phone: (02) 9647 1411  
Fax: (02) 9648 3698  
Email:  
[nsw@audiotellex.com.au](mailto:nsw@audiotellex.com.au)

### MELBOURNE

(VIC & TAS SALES)

22/277  
Middleborough Road  
Box Hill VIC 3128  
PO Box 151 Blackburn  
South VIC 3130  
Phone: (03) 9890 7477  
Fax: (03) 9890 7977  
Email:  
[vic@audiotellex.com.au](mailto:vic@audiotellex.com.au)

### BRISBANE

(QLD SALES)

42 Commercial Road  
Fortitude Valley  
QLD 4006  
PO Box 871 Fortitude  
Valley QLD 4006  
Phone: (07) 3852 1312  
Fax: (07) 3252 1237  
Email:  
[qld@audiotellex.com.au](mailto:qld@audiotellex.com.au)

### ADELAIDE

(SA & NT SALES)

31 Walsh Street  
Thebarton  
SA 5031  
PO Box 157  
Hindmarsh SA 5007  
Phone: (08) 8352 4444  
Fax: (08) 8352 4488  
Email:  
[sa@audiotellex.com.au](mailto:sa@audiotellex.com.au)

### PERTH

(WA SALES)

299 Fitzgerald Street  
West Perth WA 6005  
PO Box 404  
North Perth  
WA 6906  
Phone: (08) 9228 4222  
Fax: (08) 9228 4233  
Email:  
[wa@audiotellex.com.au](mailto:wa@audiotellex.com.au)

### AUCKLAND

(NZ SALES)

Unit B, 11 Piermark  
Drive Albany 1331  
New Zealand  
PO Box 512  
Albany 1331  
Phone: (09) 415 9426  
Fax: (09) 415 9864  
Email:  
[audiotlx@nznet.gen.nz](mailto:audiotlx@nznet.gen.nz)

## EUROPE/ASIA/MIDDLE EAST

[www.australianmonitor.com.au](http://www.australianmonitor.com.au)

### INTERNATIONAL SALES

149 Beaconsfield Street Silverwater NSW 2128 Australia  
Private Bag 149 Silverwater NSW 1811  
Phone: 61 2 9647 1411  
Fax: 61 2 9648 3698  
Email: [international@audiotellex.com.au](mailto:international@audiotellex.com.au)