

30 Watt 2RU MIXER-AMPLIFIER



- 3 balanced XLR mic/dual RCA line inputs
- 30 watt output power
- 2 Rack units in height
- 70 volt or 4 ohm operation
- Master treble and bass control
- Channel 1 has priority over channels 2 & 3 (defeatable)
- Facility to add a tone generator module
- Tape output (pre master)
- Balanced line output

The Australian Monitor Installation Series AMC line of amplifiers takes the heritage & reliability of our famous AMIS series & integrates these features into a low cost amplifier format for applications where reliability is everything, but the more elaborate features of our AMIS series are not required. The 30 watt version of the AMC series is a 2 RU mixer amplifier featuring 70 volt line (100v 230/240V version) & 4 ohm outputs & 3 universal mic/line inputs.

Master volume & overall treble/bass controls are provided, along with Voice triggered muting (defeatable) giving channel 1 priority over inputs 2 & 3. There is also facility to internally add a tone generator card.

The Australian Monitor AMC series give the contractor a low cost alternative in applications that are cost sensitive, but still require a high quality of sound reproduction & reliability.

SPECIFICATIONS

Power output:	30W
Outputs:	4 Ohms, 70/100V
THD before clipping	0.5%
Inputs	3x (Mic/Aux)
Input connectors	3x (XLR/RCA)
Mic sensitivity	1mV+/-0.2mV
AUX sensitivity	0.5V+/-100mV
S/N ratio	> 75dB
Bandwidth	
On 70V terminals	85Hz-15kHz (-3dB +0dB)
Tone Controls	
Bass @ 100Hz	+/- 12 dB
Treble @ 10kHz	+/- 9 dB
Power source (Switchable)	115V 60 Hz 230-240V 50Hz
Current draw (full power)	.73A
Fuses	1A - AC mains & DC
Line Out	1V
Tape Out	300mV
Mic 1 Automatic	Priority over Mic 2/3
Size	19" W x 3.5" H x 7.5" D
Protections	1) Short circuit 2) No Thermal
Output Regulation	96%
Net Weight	13.2lb
Shipping Dimensions	20.1" W x 5.7" H x 11.7" D
Shipping Weight	16.5lb
Warranty	1 year



70 Voltage cable run distances-to-cable type

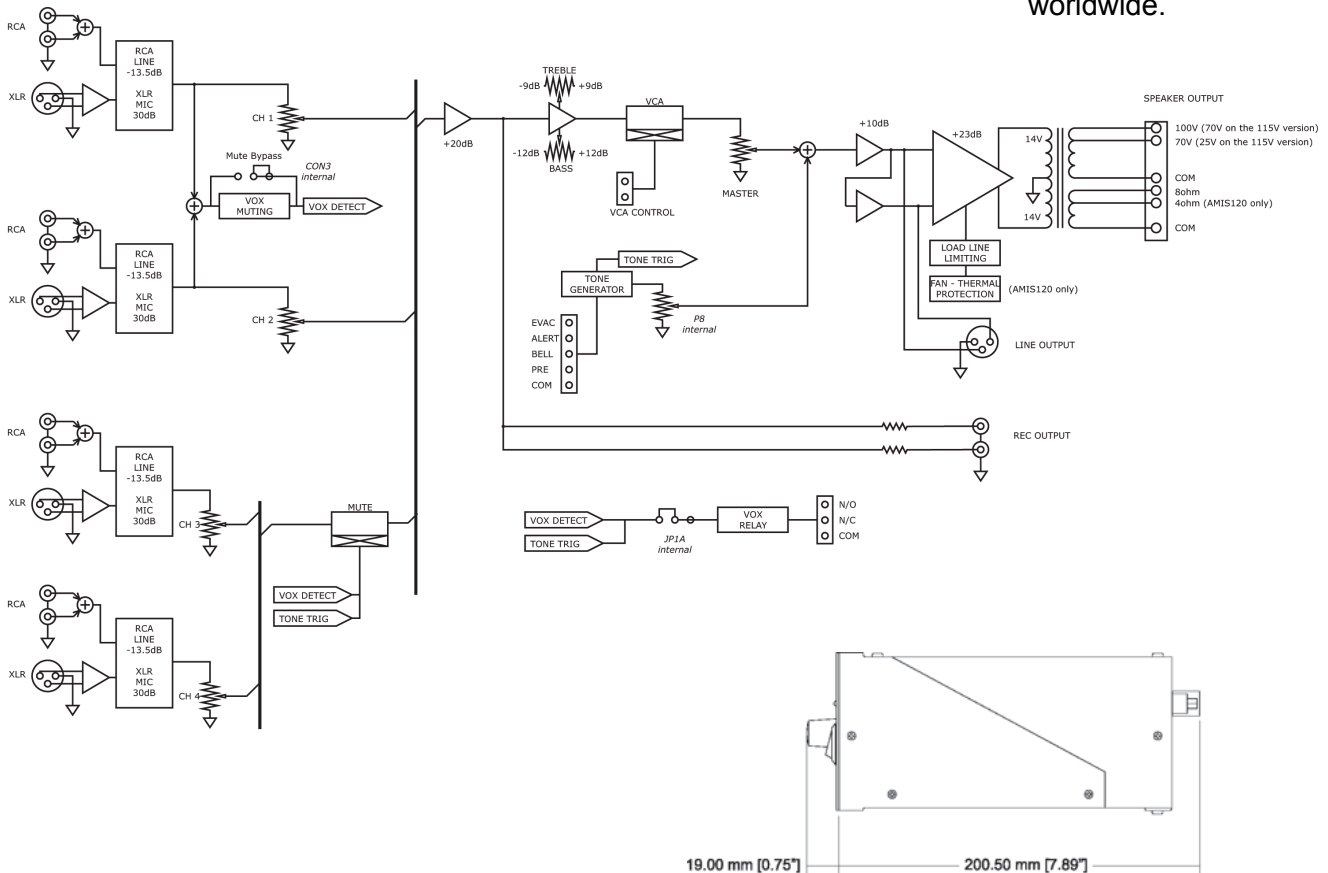
50m	AWG26
50m-200m	AWG20
Over 200m	AWG18

4 Ohm cable run distances-to-cable type

10m	AWG18
10m-30m	AWG13
Over 30m	Not recommended

ABOUT

Australian Monitor Corporate Headquarters is located in Sydney, Australia. The organization has more than 20 years experience in the design and manufacture of audio amplifiers and associated products. They are a dynamic corporation, priding themselves on excellent customer service, better features and lower priced products for Sound Contractors and Audio Visual Integrators worldwide.



60 Watt 2RU MIXER-AMPLIFIER



- 3 balanced XLR mic/dual RCA line inputs
- 60 watt output power
- 2 Rack units in height
- 70 volt or 4 ohm operation
- Master treble and bass control
- Channel 1 has priority over channels 2 & 3 (defeatable)
- Facility to add a tone generator module
- Tape output (pre master)
- Balanced line output

The Australian Monitor Installation Series AMC line of amplifiers takes the heritage & reliability of our famous AMIS series & integrates these features into a low cost amplifier format for applications where reliability is everything, but the more elaborate features of our AMIS series are not required. The 60 watt version of the AMC series is a 2 RU mixer amplifier featuring 70 volt line (100v 230/240V version) & 4 ohm outputs & 3 universal mic/line inputs.

Master volume & overall treble/bass controls are provided, along with Voice triggered muting (defeatable) giving channel 1 priority over inputs 2 & 3. There is also facility to internally add a tone generator card. Protection includes short circuit and thermal detection and shut-down.

The Australian Monitor AMC series give the contractor a low cost alternative in applications that are cost sensitive, but still require a high quality of sound reproduction & reliability.

SPECIFICATIONS

Power output:	60W
Outputs:	4 Ohms, 70/100V
THD before clipping	0.5%
Inputs	3x (Mic/Aux)
Input connectors	3x (XLR/RCA)
Mic sensitivity	1mV \pm 0.2mV
AUX sensitivity	0.5V \pm 100mV
S/N ratio	> 75dB
Bandwidth	
On 70V terminals	75Hz-15kHz (-3dB +0dB)
Tone Controls	
Bass @ 100Hz	+/- 12 dB
Treble @ 10kHz	+/- 9 dB
Power source (Switchable)	115V 60 Hz 230-240V 50Hz
Current draw (full power)	1.38A
Fuses	1A - AC mains & DC
Line Out	1V
Tape Out	300mV
Mic 1 Automatic	Priority over Mic2/3
Size	19" W x 3.5" H x 11.1" D
Protections	1) Short circuit 2) Thermal at 95%
Output Regulation	96%
Net Weight	18.7lb 1
Shipping Dimensions	20.1" W x 5.7" H x 11.7" D
Shipping Weight	23.1 lb
Warranty	1 year



70 Volt cable run distances-to-cable type

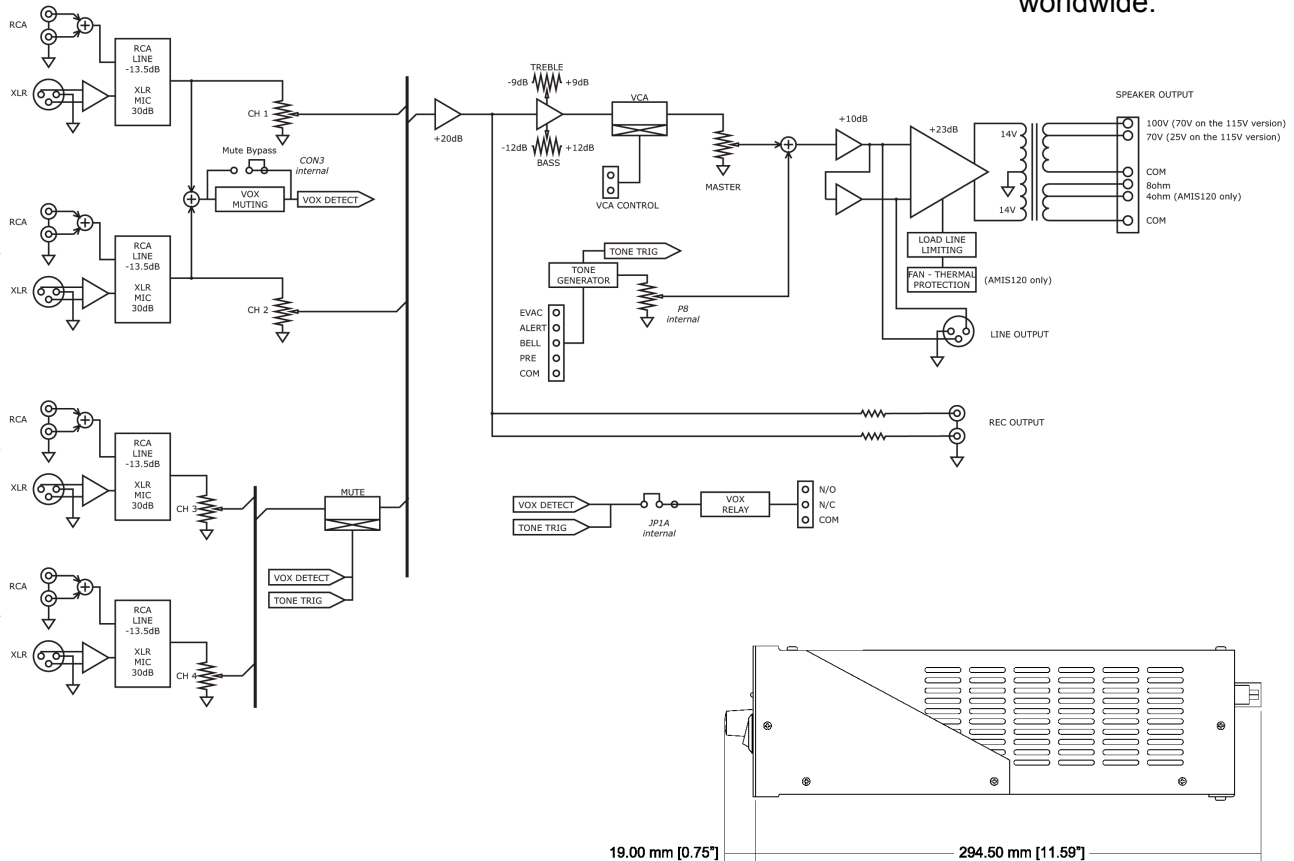
50m	AWG24
50m-200m	AWG18
Over 200m	AWG16

4 Ohm cable run distances-to-cable type

10m	AWG18
10m-30m	AWG13
Over 30m	Not recommended

ABOUT

Australian Monitor Corporate Headquarters is located in Sydney, Australia. The organization has more than 20 years experience in the design and manufacture of audio amplifiers and associated products. They are a dynamic corporation, priding themselves on excellent customer service, better features and lower priced products for Sound Contractors and Audio Visual Integrators worldwide.



120 Watt 2RU MIXER-AMPLIFIER



- 3 balanced XLR mic/dual RCA line inputs
- 120 watt output power
- 2 Rack units in height
- 70 volt or 4 ohm operation
- Master treble and bass control
- Channel 1 has priority over channels 2 & 3 (defeatable)
- Facility to add a tone generator module
- Tape output (pre master)
- Balanced line output

The Australian Monitor Installation Series AMC line of amplifiers takes the heritage & reliability of our famous AMIS series & integrates these features into a low cost amplifier format for applications where reliability is everything, but the more elaborate features of our AMIS series are not required. The 120 watt version of the AMC series is a 2 RU mixer amplifier featuring 70 volt line (100v 230/240V version) & 4 ohm outputs & 3 universal mic/line inputs.

Master volume & overall treble/bass controls are provided, along with Voice triggered muting (defeatable) giving channel 1 priority over inputs 2 & 3. There is also facility to internally add & a tone generator card. Protection includes short circuit and thermal detection and shut-down.

The Australian Monitor AMC series give the contractor a low cost alternative in applications that are cost sensitive, but still require a high quality of sound reproduction & reliability.

SPECIFICATIONS

Power output:	120W
Outputs:	4 Ohms, 70/100V
THD before clipping	0.5%
Inputs	3x (Mic/Aux)
Input connectors	3x (XLR/RCA)
Mic sensitivity	1mV+/-0.2mV
AUX sensitivity	0.5V+/-100mV
S/N ratio	> 80dB
Bandwidth	
On 70V terminals	75Hz-15kHz (-3dB +0dB)
Tone Controls	
Bass @ 100Hz	+/- 12 dB
Treble @ 10kHz	+/- 9 dB
Power source (Switchable)	115V 60 Hz 230-240V 50Hz
Current draw (full power)	2.5A
Fuses	1A - AC mains & DC
Line Out	1V
Tape Out	300mV
Mic 1 Automatic	Priority over Mic2/3
Size	19" W x 3.5" H x 11.1" D
Protections	1) Short circuit 2) Thermal at 95%
Output Regulation	96%
Net Weight	23.1lb
Shipping Dimensions	20.1" W x 5.7" H x 11.7" D
Shipping Weight	27.6 lb

AMC 120



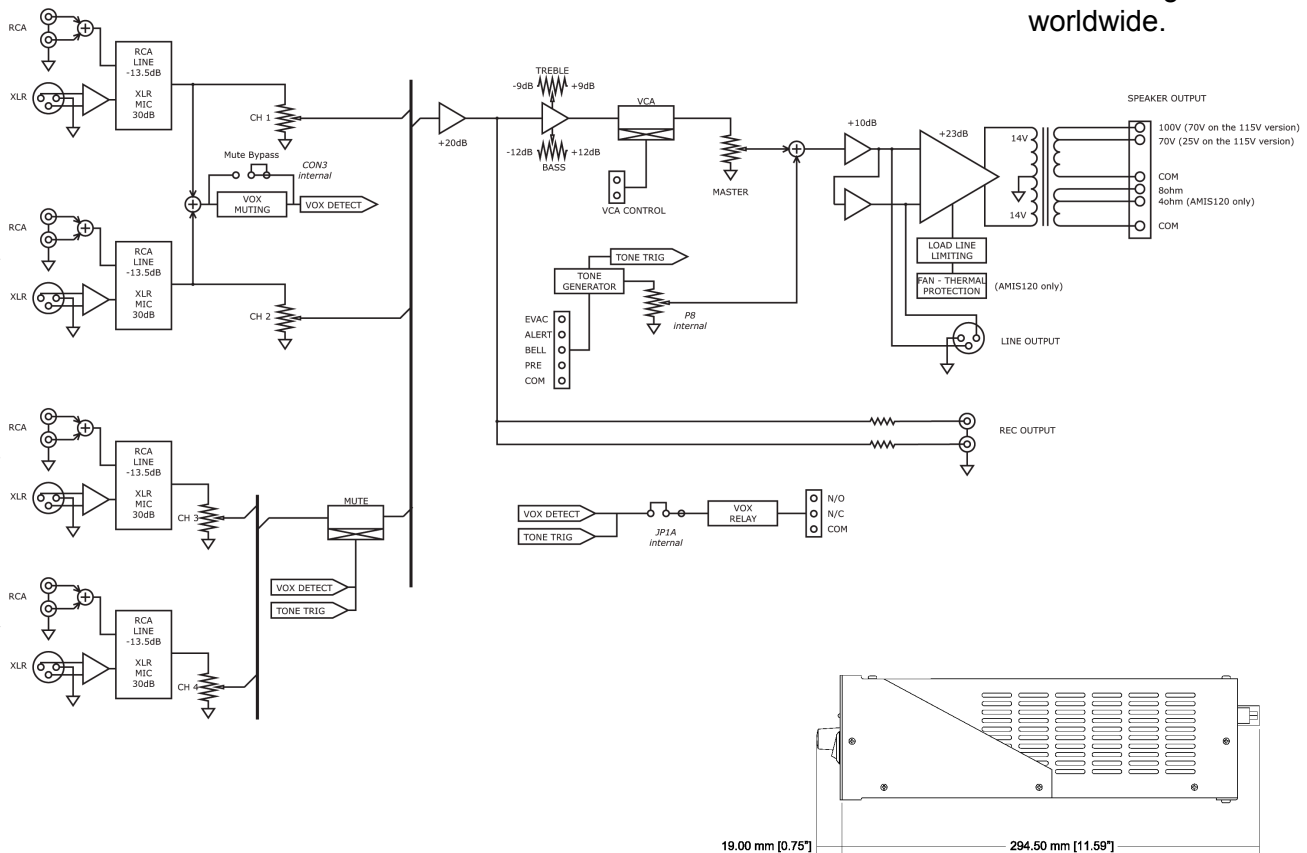
ABOUT
 Australian Monitor Corporate Headquarters is located in Sydney, Australia. The organization has more than 20 years experience in the design and manufacture of audio amplifiers and associated products. They are a dynamic corporation, priding themselves on excellent customer service, better features and lower priced products for Sound Contractors and Audio Visual Integrators worldwide.

70 Voltage cable run distances-to-cable type

- 50m AWG18
- 50m-200m AWG13
- Over 200m AWG10

4 Ohm cable run distances-to-cable type

- 10m AWG18
- 10m-30m AWG13
- Over 30m Not recommended



4 Input 60 Watt MIXER-AMPLIFIER



The AMIS60 is a 4 channel, 60 watt mixer amplifier suitable for rack or desk mounting. The amplifier is a self contained compact unit of solid steel construction.

Inputs

The AMIS60 has four universal input channels with separate level controls. Each channel will accept balanced or unbalanced microphone, line and auxiliary inputs. The unit has industry standard XLR microphone sockets and dual RCA auxiliary sockets for each channel. An electronically-balanced 600 ohm telephone input for paging is also provided. An insert point is also featured on the rear panel for those applications where an additional EQ or feedback eliminator may be required.

Outputs

The AMIS60 features 70 volt and 8 ohm isolated transformer outputs, plus a tape recorder output by means of dual RCA sockets. A balanced 700mV XLR output is also provided to feed up to 6 power amplifiers. A vox triggered relay output is also available on the rear panel for activation of external devices from the vox muting circuit. In most cases this would be used as a muting bypass relay, which when used with the appropriate external attenuator will maintain paging levels irrespective of the attenuator setting.

VCA Control

The master volume can be controlled remotely. External VCA control would normally be via a pot connected to a two wire rear panel barrier strip.

Speaker Zone Selector

A six position push button speaker zone selector with overriding "all call" is located on the front panel. Each of the six zone selectors switch the 70 volt speaker line output to 6 separate speaker zones. The "all call" selector overrides all 6 zones regardless of their on/off condition and places the 70 volt output to all 6 zones.

Tone Generator

The AMIS60 comes standard with an in-built four tone generator module. Tones include Bell, Pre-announce Chime, Alert Tone and Evacuate Tone. Any of these tones may be activated from a simple contact closure connected to the rear panel of the amplifier. A Pre-announce defeat switch is located on the front panel.

Muting

VOX muting is standard on the AMIS60. A mic or line signal on channels 1 or 2 will mute channels 3 and 4. The muting function can be disabled via an internal link.

SPECIFICATIONS

Power Output

60 Watts RMS

Maximum Load

80 Ohms @ 70 Volts

Power Bandwidth

60Hz - 17kHz (- 3dB)

Frequency Response

60Hz - 23kHz (- 3dB)

Total Harmonic Distortion

0.5% @ 1kHz
rated power

Signal To Noise Ratio

-74dB all controls center

Tone Controls

Bass @ 100Hz

Boost +12dB Cut -12dB

Treble @ 10kHz

Boost +9dB Cut -9dB

Input Sensitivity

Mics: 1mV @ 200 Ohms

Aux: 150mV @ 47K Ohms

Outputs

Speaker: 70 Volts, 4 & 8 Ohm

Tape: 350mV @ 10K Ohms

Line: Balanced 700mV

Phantom Power

18 V DC Mic ins- Switch

Controls

4 input channel gain

1 Bass control

1 Treble control

1 Master gain control

6 Speaker zone selector

1 Speaker "all call" selector

1 Pre-announce defeat switch

1 Phantom Power switch

Tone Generators

Four tone generator with Bell, Pre-Announce, Alert and Evac

Protection

Soft limiter for overload protection, plus AC and DC fuses.

Muting

Channels 1 and 2 will mute channels 3 and 4

Indicators

Power "on" LED

Power Source

120VAC 60Hz

3 pin IEC connector; 24VDC

Power Consumption

125 Watts

Dimensions

3.5" H x 19" W x 13" D

Weight

22 lbs.

AMIS 60



Phantom Power

Phantom Power (18V DC) is available from all mic inputs. A rear panel phantom power on/off switch is also provided.



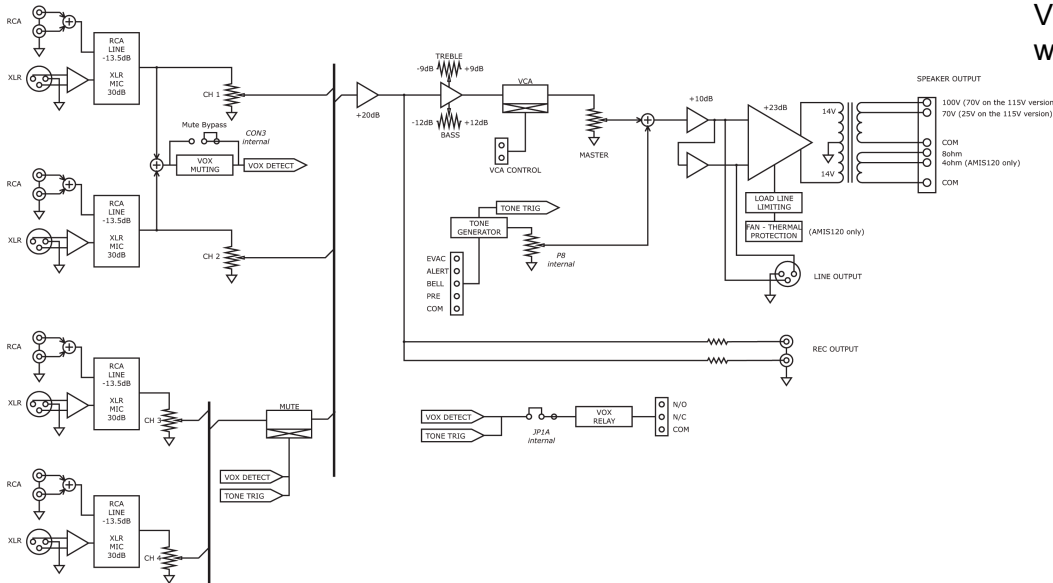
Rack Mounting Standard

Protection

Internal current limiting protects the amplifier from both overload and overdrive conditions. Australian Monitor Installation Series amplifiers feature a protection network that provides greater stability and performance. Our amplifiers are recognised worldwide for their reliability and this is due to the extensive levels of current limiting which protect the amplifiers from both overload and overdrive conditions.

ABOUT

Australian Monitor Corporate Headquarters is located in Sydney, Australia. The organization has more than 20 years experience in the design and manufacture of audio amplifiers and associated products. They are a dynamic corporation, priding themselves on excellent customer service, better features and lower priced products for Sound Contractors and Audio Visual Integrators worldwide.



Architectural and Engineering Specifications

The mixer amplifier shall have four universal input channels, each comprising of a balanced microphone input with XLR female sockets and an auxiliary input using dual RCA sockets. The 70 volt line speaker outputs should be able to be switched via a six position selector with "all call". A balanced XLR output to drive additional power amplifiers shall also be provided. The amplifier master section shall include one master gain control, two EQ controls, one with 12dB of cut and boost at 100Hz and the other with 9dB of cut and boost at 10kHz. Speaker outputs shall be transformer isolated at 70 volt and 8 ohms. The amplifier must be capable of delivering 60 watts RMS into an 80 ohm inductive load, with less than 0.5% distortion measured at 1kHz and with system hum and noise less than -74dB. The amplifier shall be an Australian Monitor Installation Series model AMIS60.

4 Input 120 Watt MIXER-AMPLIFIER



Description

The AMIS120 is a 4 channel, 120 watt mixer amplifier suitable for rack or desk mounting. The amplifier is a self contained compact unit of solid steel construction.

Inputs

The AMIS120 has four universal input channels with separate level controls. Each channel will accept balanced or unbalanced microphone, line and auxiliary inputs. The unit has industry standard XLR microphone sockets and dual RCA auxiliary sockets for each channel. An electronically-balanced 600 ohm telephone input for paging is also provided. An insert point is also featured on the rear panel for those applications where an additional EQ or feedback eliminator may be required.

Outputs

The AMIS120 features 70 volt, 4 & 8 ohm isolated transformer outputs, plus a tape recorder output by means of dual RCA sockets. A balanced 700mV XLR output is also provided to feed up to six power amplifiers. A vox triggered relay output is also available on the rear panel for activation of external devices from the vox muting circuit. In most cases this would be used as a muting bypass relay, which when used with the appropriate external attenuator will maintain paging levels irrespective of the attenuator setting.

VCA Control

The master volume can be controlled remotely. External VCA control would normally be via a pot connected to a two wire rear panel barrier strip.

Speaker Zone Selector

A six position push button speaker zone selector with overriding "all call" is located on the front panel. Each of the six zone selectors switch the 70 volt speaker line output to six separate speaker zones. The "all call" selector overrides all 6 zones regardless of their on/off condition and places the 70 volt output to all six zones.

Tone Generator

The AMIS120 comes standard with an in-built four tone generator module. Tones include Bell, Pre-Announce Chime, Alert Tone and Evacuate Tone. Any of these tones may be activated from a simple contact closure connected to the rear panel of the amplifier. A Pre-announce defeat switch is located on the front panel.

Muting

VOX muting is standard on the AMIS120. A mic or line signal on channels 1 or 2 will mute channels 3 and 4. The muting function can be disabled via an internal link.

SPECIFICATIONS

Power Output

120 Watts RMS

Maximum Load

40 Ohms @ 70 Volts

Power Bandwidth

60Hz - 17kHz (- 3dB)

Frequency Response

60Hz - 23kHz (- 3dB)

Total Harmonic Distortion

0.5% @ 1kHz
rated power

Signal To Noise Ratio

-74dB all controls center

Tone Controls

Bass @ 100Hz

Boost +12dB Cut -12dB

Treble @ 10kHz

Boost +9dB Cut -9dB

Input Sensitivity

Mics: 1mV @ 200 Ohms

Aux: 150mV @ 47K Ohms

Outputs

Speaker: 70 Volts , 4 & 8 Ohm

Tape: 350mV @10KOhms

Line: Balanced 700mV

Phantom Power

18V DC on Mic ins- Switch

Controls

4 input channel gain

1 Bass control

1 Treble control

1 Master gain control

6 Speaker zone selector

1 Speaker "all call" selector

1 Pre-announce defeat switch

1 Phantom Power switch

Tone Generators

Four tone generator with Bell
Pre-Announce, Alert and Evac

Protection

Soft limiter for overload
protection, plus AC and
DC fuses

Muting

Channels 1 and 2 will
mute channels 3 and 4

Indicators

Power "on" LED

Power Source

120VAC 60Hz

3 pin IEC connector; 24VDC

Power Consumption

250 Watts

Dimensions

3.5" H x 19" W x 13" D

Weight 26.5lb

AMIS 120



Phantom Power

Phantom Power (18V DC) is available from all mic inputs. A rear panel phantom power on/off switch is also provided.

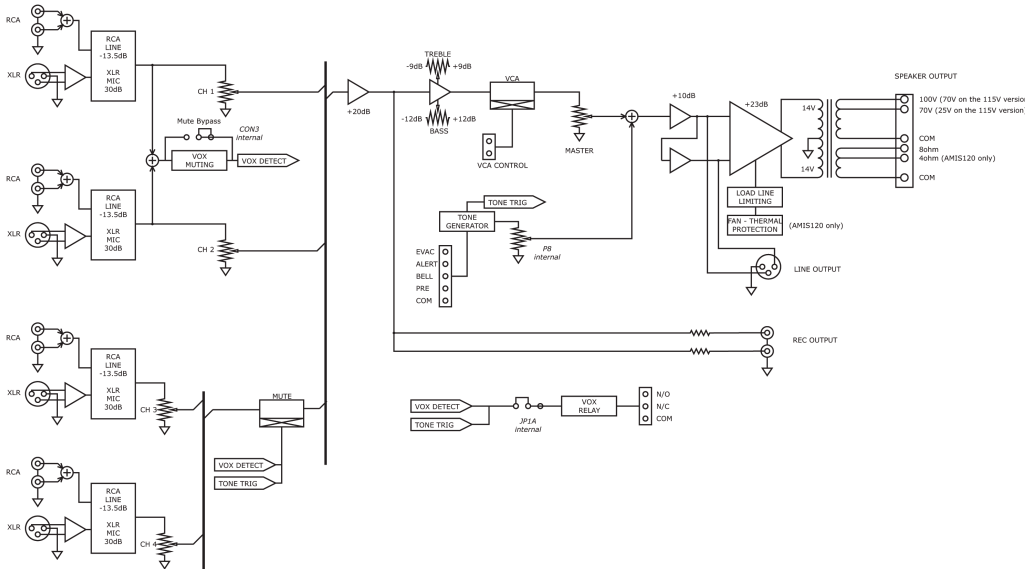


Protection

Internal current limiting protects the amplifier from both overload and overdrive conditions. Australian Monitor Installation Series amplifiers feature a protection network that provides greater stability and performance. Our amplifiers are recognised worldwide for their reliability and this is due to the extensive levels of current limiting which protect the amplifiers from both overload and overdrive conditions.

ABOUT

Australian Monitor Corporate Headquarters is located in Sydney, Australia. The organization has more than 20 years experience in the design and manufacture of audio amplifiers and associated products. They are a dynamic corporation, priding themselves on excellent customer service, better features and lower priced products for Sound Contractors and Audio Visual Integrators worldwide.



ARCHITECTURAL AND ENGINEERING SPECIFICATIONS

The mixer amplifier shall have four universal input channels, each comprising of a balanced microphone input with XLR female sockets and an auxiliary input using dual RCA sockets. The 100V line speaker outputs should be able to be switched via a six position selector with "all call". A balanced XLR output to drive additional power amplifiers shall also be provided. This unit shall offer remote master VCA control, 24V DC and mains power operation, and a vox triggered relay output. The amplifier master section shall include one master gain control, two EQ controls, one with 12dB of cut and boost at 100Hz and the other with 9dB of cut and boost and 10kHz speaker outputs shall be transformer isolated at 100V, 70V, 4 & 8 ohms. The amplifier must be capable of delivering 120 watts RMS into an 80 inductive ohm load, with less than 0.5% distortion measured at 1kHz and with system hum and noise less than -74dB. The amplifier shall be an Australian Monitor Installation Series model AMIS120.

8 Input 120 Watt MIXER-AMPLIFIER



Description

The AMIS120XL is an 8 channel, 120 watt mixer amplifier suitable for rack or desk mounting. The amplifier is a self contained compact unit of solid steel construction. This amplifier features a status LED.

Inputs

The AMIS120XL has eight universal input channels with separate level controls. Each channel will accept balanced or unbalanced microphone, line and auxiliary inputs. The unit has industry standard XLR microphone sockets and dual RCA auxiliary sockets for each channel. Rear panel dip switches per channel allow the adjustment of line input sensitivity. An insert point is also featured on the rear panel for those applications where an additional EQ or Feedback Exterminator may be required. An electronically-balanced 600 ohm telephone input for paging is also provided.

Outputs

The AMIS120XL features 70 volt, 4 & 8 ohm isolated transformer outputs, plus a tape recorder output by means of dual RCA sockets. A balanced 700mV XLR output is also provided to feed up to 6 power amplifiers. A vox triggered relay output is also available on the rear panel for activation of external devices from the vox muting circuit. In most cases this would be used as a muting bypass relay, which when used with the appropriate external attenuator will maintain paging levels irrespective of the attenuator setting.

VCA Control

The master volume level can be controlled remotely. External VCA control would normally be via a pot connected to a two wire rear panel barrier strip.

Tone Generator

The AMIS120XL comes standard with an in-built four tone generator module. Tones include Bell, Pre-announce Chime, Alert Tone and Evacuate Tone. Any of these tones may be activated from a simple contact closure connected to the rear panel of the amplifier.

Muting

Multiple levels of VOX muting is standard on the AMIS120XL. A mic or line signal on channels 1 will mute channels 2 to 8, on channel 2 will mute 3-8 and channel 3, will mute 4-8. The muting function can be disabled via an internal link. A vox triggered relay output is also available on the rear panel for activation of external devices from the vox muting circuit. In most cases this would be used as a muting bypass relay, which when used with the appropriate external attenuator will maintain paging levels irrespective of the attenuator setting.

SPECIFICATIONS

Power Output

120 watts RMS

Maximum Load

40 Ohms @ 70 Volts

Power Bandwidth

60Hz - 17kHz (- 3dB)

Frequency Response

60Hz - 23kHz (- 3dB)

Total Harmonic Distortion

0.5% @ 1KHz rated power

Signal To Noise Ratio

-74dB with all controls at center

Tone Controls

Bass @ 100Hz

Boost +12dB Cut -12dB

Mid @ 600Hz

Boost +12dB Cut -12dB

Treble @ 10kHz

Boost +9dB Cut -9dB

Inputs

Eight mic/aux universal inputs with XLR female and dual RCA plugs ; 600 ohm transformer balanced telephone paging input

Input Sensitivity

Mics: 1mV @ 200 Ohms

Aux: 150mV @ 47K Ohms

with 9, 12, 15dB Pads

Outputs

Speaker: 70 Volts, 4 & 8 Ohms

Tape: 350mV @ 10K Ohms

Line: Balanced 700mV

Phantom Power

18V DC on all Mic ins- Switch

Controls

8 Input channel gain controls

1 Bass control

1 Mid Control

1 Treble control

1 Master gain control

VCA rear panel strip

Dip Switch per Channel for line sensitivity and phantom power and a vox relay output

Tone Generators

Four tone generator with Bell,

Pre-Announce, Alert and Evac

Muting

Channel 1 will mute chans. 2 to 8, channel 2 mutes 3 - 8, channel 3 mutes 4 - 8. Also a vox relay to external devices.

Indicators

Power "on" & signal present LEDs

Dimensions:

3.5" H x 19" W x 13" D


Weight 26.5lb

AMIS 120XL



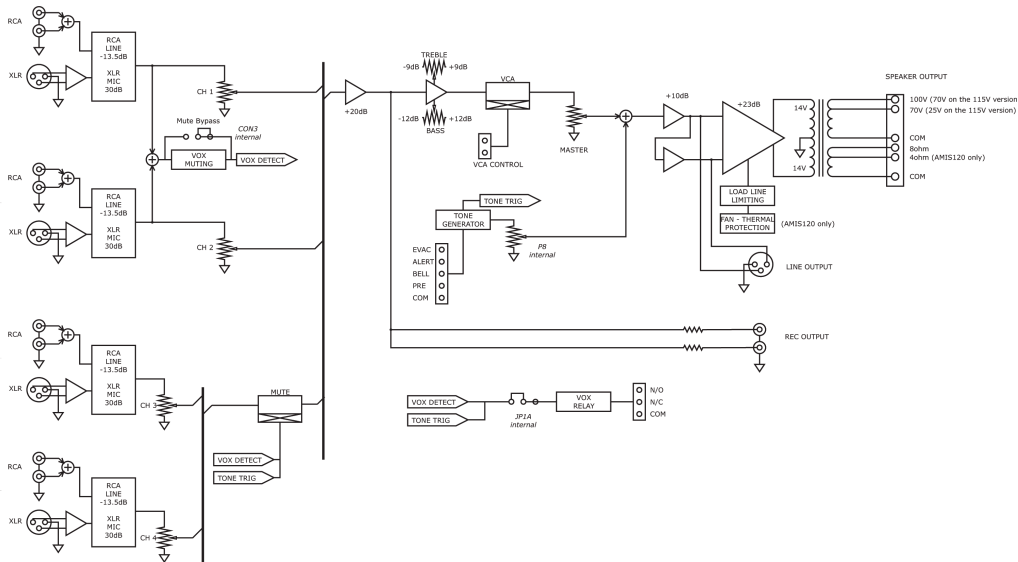
Phantom Power

Phantom Power (18 volts DC) is available from all mic inputs. A rear panel phantom power on/off dip switch is also provided per channel.



Protection

Internal current limiting protects the amplifier from both overload and overdrive conditions. Australian Monitor Installation Series amplifiers feature a protection network that provides greater stability and performance. Our amplifiers are recognised worldwide for their reliability and this is due to the extensive levels of current limiting which protect the amplifiers from both overload and overdrive conditions.



ABOUT

Australian Monitor Corporate Headquarters is located in Sydney, Australia. The organization has more than 20 years experience in the design and manufacture of audio amplifiers and associated products. They are a dynamic corporation, priding themselves on excellent customer service, better features and lower priced products for Sound Contractors and Audio Visual Integrators worldwide.

Architectural and Engineering Specifications

The mixer amplifier shall have eight universal input channels, each comprising of a balanced microphone input with XLR female sockets and an auxiliary input using dual RCA sockets. A balanced XLR output to drive additional power amplifiers shall also be provided. The master output may be controlled remotely via a VCA control. An insert point is provided for the addition of signal processing. A vox triggered relay output (for external devices) shall also be included. The amplifier master section shall include one master gain control, three EQ controls, one at 100Hz with 12dB of cut and boost, one at 600Hz with 12dB cut and boost and the other with 9dB of cut and boost at 10kHz. Speaker outputs shall be transformer isolated at 70 volt, 4 & 8 ohms. The amplifier must be capable of delivering 120 watts RMS into a 40 inductive ohm load, with less than 0.5% distortion measured at 1kHz and with system hum and noise equal to or better than -74dB. Power consumption shall be 120 watts at max power. The amplifier shall be an Australian Monitor Installation Series model AMIS120XL.

6 Chan 250 Watt MIXER-AMPLIFIER



Description

The AMIS250 is a 6 channel, 250 watt mixer amplifier suitable for rack or desk mounting. The amplifier is a self contained compact unit of solid steel construction.

Inputs

The AMIS250 has six universal input channels with separate level controls. Each channel will accept balanced or unbalanced microphone, line and auxiliary inputs. The unit has industry standard XLR microphone sockets and dual RCA auxiliary sockets for each channel. An electronically-balanced 600 ohm telephone input for paging is also provided. An insert point is also featured on the rear panel for those applications where an additional EQ or feedback exterminator may be required.

Outputs

The AMIS250 features 70 volt and 4 ohm isolated transformer outputs, plus a tape recorder output by means of dual RCA sockets. A balanced 700mV XLR output is also provided to feed up to 6 power amplifiers.

Tone Generator

The AMIS250 comes standard with an in-built four tone generator module. Tones include Bell, Pre-announce Chime, Alert Tone and Evacuate Tone. Any of these tones may be activated from a simple contact closure on the rear panel of the amplifier.

Muting

VOX muting is standard on the AMIS250. A mic or line signal on channels 1 or 2 will mute channels 3, 4, 5 and 6. The muting function can be disabled via an internal link.

Phantom Power

Phantom Power (18V DC) is available from all mic inputs. A rear panel phantom power on/off switch is also provided.

Protection

Internal current limiting protects the amplifier from both overload and overdrive conditions. Australian Monitor Installation Series amplifiers feature a protection network that provides greater stability and performance. Our amplifiers are recognised worldwide for their reliability and this is due to the extensive levels of current limiting which protect the amplifiers from both overload and overdrive conditions.

SPECIFICATIONS

Power Output

250 watts RMS

Maximum Load

20 Ohms @ 70 Volts

Power Bandwidth

60Hz - 17kHz (- 3dB)

Frequency Response

60Hz - 23kHz (- 3dB)

Total Harmonic Distortion

0.5% @ 1kHz rated power

Signal To Noise Ratio

-74dB with all controls at center

Tone Controls

Bass @ 100Hz:

Boost +12dB Cut -12dB

Mid @ 600Hz:

Boost +12dB, Cut -12dB

Treble @ 10kHz:

Boost +9dB Cut -9dB

Inputs

Six mic/aux universal inputs with XLR female mic sockets and dual RCA Phono aux sockets; 600 ohm transformer balanced telephone paging input

Input Sensitivity

Mics: 1mV @ 200 Ohms

Aux: 150mV @ 47K Ohms

Outputs Speaker: 70 V, 4 Ohms

Tape: 350mV @ 10K Ohms

Line: Balanced 700mV

Phantom Power

18 Volts DC on all Mic inputs

Controls

6 Input channel gain controls

1 Bass control

1 Mid Control

1 Treble control

1 Master gain control

1 Phantom Power on/off switch

Tone Generators

Four tone generator with Bell,

Pre-Announce, Alert and Evac

Muting

Built-in VOX muting.

Channels 1 and 2 will mute channels 3, 4, 5 and 6

Indicators

Power "on" and "Protect" LED

Power Source

120VAC 60Hz 3 pin IEC; 24VDC

Power Consumption

400 Watts

Dimensions

3.5" H x 19" W x 13" D

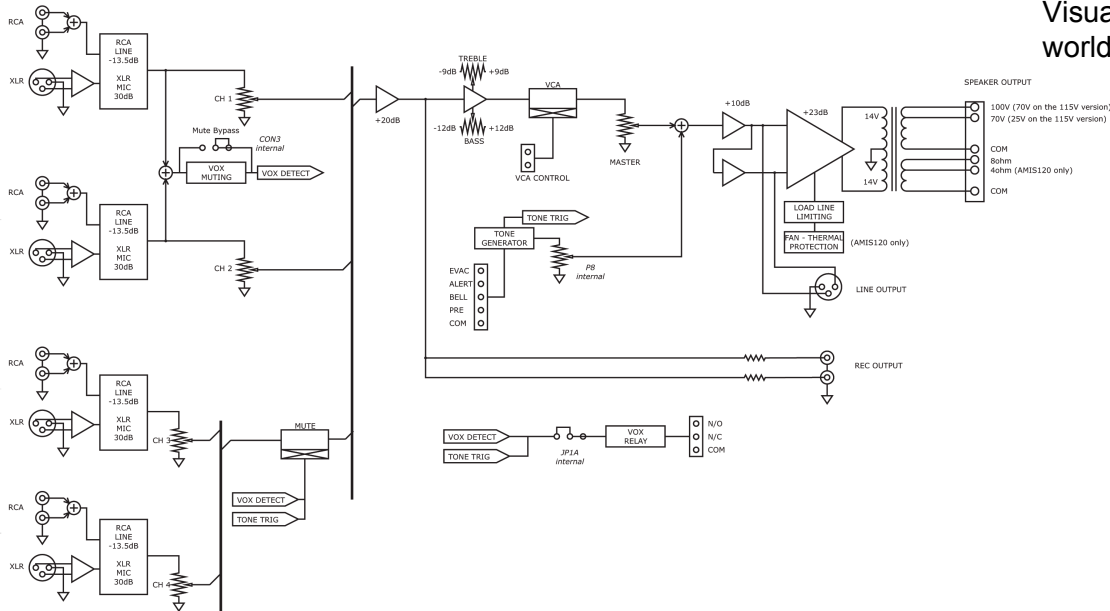
Weight

33.1lb

AMIS 250



ABOUT
Australian Monitor Corporate Headquarters is located in Sydney, Australia. The organization has more than 20 years experience in the design and manufacture of audio amplifiers and associated products. They are a dynamic corporation, priding themselves on excellent customer service, better features and lower priced products for Sound Contractors and Audio Visual Integrators worldwide.



Architectural and Engineering Specifications

The mixer amplifier shall have six universal inputs each comprising of a balanced microphone with XLR female sockets and an auxiliary input using dual RCA sockets. A balanced XLR output to drive additional power amplifiers shall also be provided. The amplifier master section shall include one master gain control, three EQ controls, one with 12dB of cut and boost at 100Hz, one with 12dB cut and boost at 600Hz and the other with 9dB of cut and boost at 10kHz. Speaker outputs shall be transformer isolated at 70 volt and 4 ohms. The amplifier must be capable of delivering 250 watts RMS into a 20 inductive ohm load, with less than 0.5% distortion measured at 1kHz and with system hum and noise less than -74dB. The amplifier shall AMIS250XL

3 Chan MIXER



- 3 Mic/line input mono mixer
- Master Volume, overall treble & bass controls
- 1 RU
- Optional tone generator
- On board priority

The Australian Monitor Installation Series AMC-MIX mixer brings the affordability & ease of use of the AMC series amplifiers and offers accommodations a low cost mixer for applications where reliability is everything but the more elaborate features of the MX mixers series are not required.

The AMC-MIX is a 1 RU mixer that features 3 universal mic/line inputs. Master volume & overall treble & bass controls are provided, along with vox triggered muting (defeatable) giving channel 1 priority over channels 2 & 3. There is also facility to add an optional on board tone generator card. The AMC-MIX gives the contractor a low cost alternative in applications that are price sensitive but still require reliability & a high level of sound reproduction.

SPECIFICATIONS

FREQUENCY RESPONSE

20Hz - 20kHz (+0,-3dB)

DISTORTION

< 0.5% @ 1kHz (THD)

SIGNAL TO NOISE RATIO

> 84dB (pots at center)

CROSSTALK

> 60dB

TONE CONTROLS

BASS @100HZ +/- 12dB

TREBLE @10KHZ +/-9dB

SENSITIVITY

Mic Sens 0.7mV, -61dBu

Imp 1k3ohm

RCA 500mV, -4dBu Imp

>100kohm

MAX LEVEL IN

XLR mic -20dBu

RCA >30dBu

MAX LEVEL OUT

+14dBu

MASTER OUT

Nominal Level 0dBu into

1k Ohm Imp 100 Ohm

MONO TAPE OUT

Nom -16dB into 10k Ohm

Imp 10k Ohm

POWER INPUT

20V AC via

2.1mmx5.5mm barrel

POWER CONSUMPTION

7 VA (max)

DIMENSIONS HxWxD

1.75"x19"x7.54"

WEIGHT

Net 5.5lb

Shipping 7.7lb

AMC MIX



Architectural and Engineering Specifications

The mixer shall be 1RU in size with three universal XLR mic / dual RCA line level inputs. Channel 1 shall have priority over channels 2 & 3, this can be defeatable if required. The mixer shall have master volume treble and bass controls and feature a balanced XLR line level output as well as a dual RCA record level output. There shall also be facility for the mixer to accept a tone generation module.

The mixer shall be an Australian Monitor AMC-MIX.

ABOUT

Australian Monitor Corporate Headquarters is located in Sydney, Australia. The organization has more than 20 years experience in the design and manufacture of audio amplifiers and associated products. They are a dynamic corporation, priding themselves on excellent customer service, better features and lower priced products for Sound Contractors and Audio Visual Integrators worldwide.

6 Channel 1RU MIXER



- 6 input mono mixer
- XLR input switchable between mic & line level
- 15dB +/- gain trim control per input
- Input 1 is switchable to be pre/post master
- 24VDC or mains power operation
- Optional remote VCA/Tone generator/ Muting boards
- Whisper quiet operation
- Dual color signal present indication LED per input

The Australian Monitor Installation Series MX61 mixer brings a range of new features to the AMIS standard 1 RU mixer range. The MX61 mixer features the new Australian Monitor Standard (AMS) input section which has an XLR input switchable between mic & line level, dual RCA line inputs, signal present LED indication, individually switchable phantom power, & +/- 15dB of gain trim available per input. The MX61 also boasts whisper quiet operation, 4 segment output level indication & balanced line output, record output & headphone outputs. The MX61 has 6 AMS inputs to one output & will operate via 110 or 220-240 VAC or 24VDC via an external 24 volt power supply. Optional remote VCA volume control, tone generators & muting boards are also available for the MX61. The MX61 mixer is extremely versatile & represents excellent value for money.

OPTIONS (not included)

AMMUTE1 Single Stage Priority Mute Module

- Allows for muting of channels 2 and higher when signal is present at channel 1 and the channel volume is turned up

AMMUTE3 Triple Stage Priority Mute Module

- Allows for muting of channels 2 and higher when signal is present at channel 1
- Allows for muting of channels 3 and higher when signal is present at channel 2
- Allows for muting of channels 4 and higher when signal is present at channel 3
- Ability to adjust threshold of the trigger signal along with the the release time of the ducked signal

AMVCA Remote Master Volume Control

- Enables the end user to utilize a localized volume control
- Remote volume control is pre the mixers front panel master volume and thus can be set up to give a limited volume range to the end user
- Supplied with RC1 remote volume control as a complete kit ready for installation

AMTONE1 Tone Module

- Generates four tones: Evacuation, Alert, Bell and Pre Announce Chime

SPECIFICATIONS

FREQUENCY RESPONSE

20Hz - 20kHz (+0,-3dB)

TOTAL HARMONIC DISTORTION

>0.1% @ 1kHz

SIGNAL TO NOISE RATIO

> 90dB (all pots at center)

CROSSTALK

>70dB

tone CONTROLS

BASS @ 100HZ +/- 12dB

MID @ 1.6KHZ +/- 12dB

TREBLE @ 10KHZ +/- 12dB

SENSITIVITY

Mic Sens 4.36mV, -45dBu

Imp 1k 3 Ohm (Trim center- 0dB)

Line Sens 0.775V, 0dBu

Imp >100k

RCA 200mV, -12dBu

Imp 30k Ohm

MAX LEVEL IN

XLR mic -15dBu line

+30dBu

RCA >30dBu

MAX LEVEL OUT

+21dBu

PHANTOM POWER

15V DC

MASTER OUT

Nominal Level 0dBu

into 1k Ohm Imp 100 Ohm

MONO HEADPHONE OUT

Nom -6dB into 200 Ohm

Imp 10 Ohm

MONO REC OUT

Nom -12dB into 10k Ohm

Imp 10k Ohm

POWER INPUT

AC: 115V/60Hz, 3 pin IEC,

DC: 24 Volts

POWER CONSUMPTION (MAX)

7VA

FUSES

MAINS (115V) 120mA

DIMENSIONS H x W x D

1.75"x19"x7.2"

WEIGHT

NET 6.1lb

SHIPPING 8.3lb

MX61


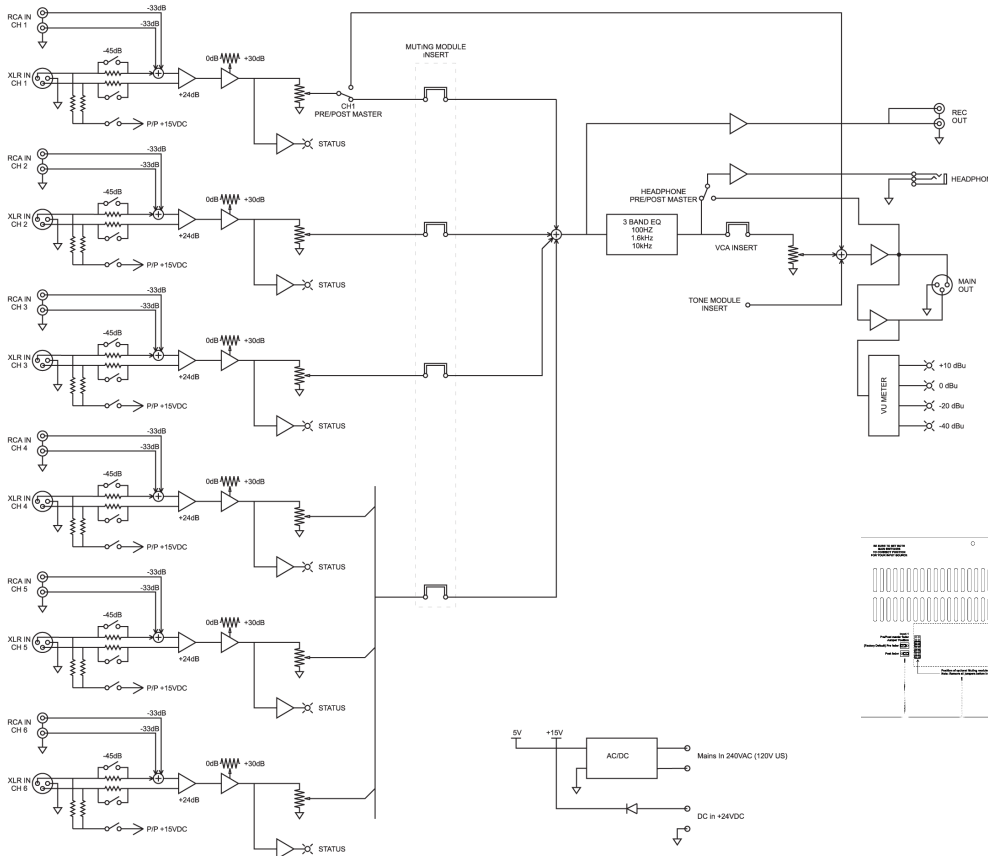


Architectural and Engineering Specifications

The Mixer shall be standard 1 rack unit in height and shall operate via mains power or via 24 volt DC supply. The unit shall feature 6 XLR inputs switchable between standard mic/line level and dual RCA line level inputs. Each channel input shall have signal present LED indication and +/- 15dB gain trim and phantom power witching. The unit shall feature 4 separate LED output indication, balanced XLR output, separate record output and headphone output. Optional tone generator boards, muting modules and remote VCA master volume controls must be available. The unit shall be an Australian Monitor Installation Series MX61.

ABOUT

Australian Monitor Corporate Headquarters is located in Sydney, Australia. The organization has more than 20 years experience in the design and manufacture of audio amplifiers and associated products. They are a dynamic corporation, priding themselves on excellent customer service, better features and lower priced products for Sound Contractors and Audio Visual Integrators worldwide.



8 Channel 1 RU MIXER



- 8 input mono mixer
- XLR input switchable between mic & line level
- 15dB +/- gain trim control per input
- Input 1 is switchable to be pre/post master
- 24VDC or mains power operation
- Optional remote VCA/Tone generator/ Muting boards
- Whisper quiet operation
- Dual color signal present indication LED per input

The Australian Monitor Installation Series MX81 mixer brings a range of new features to the AMIS standard 1 RU mixer range. The MX81 mixer features the new Australian Monitor Standard (AMS) input section which has an XLR input switchable between mic & line level, dual RCA line inputs (on the first 6 inputs only), signal present LED indication, individually switchable phantom power, & +/- 15dB of gain trim & treble & bass controls available per input. The MX81 also boasts whisper quiet operation, 4 segment output level indication & balanced line output, record output & headphone outputs. The MX81 has 6xAMS and 2xXLR inputs to one output & will operate via 110 or 220-240 VAC or 24VDC via an external 24 volt power supply. Optional remote VCA volume control, tone generators & muting boards are also available for the MX81. The MX81 mixer is extremely versatile & represents excellent value for money.

OPTIONS (not included)

AMMUTE1 Single Stage Priority Mute Module

- Allows for muting of channels 2 and higher when signal is present at channel 1 and the channel volume is turned up

AMMUTE3 Triple Stage Priority Mute Module

- Allows for muting of channels 2 and higher when signal is present at channel 1
- Allows for muting of channels 3 and higher when signal is present at channel 2
- Allows for muting of channels 4 and higher when signal is present at channel 3
- Ability to adjust threshold of the trigger signal along with the the release time of the ducked signal

AMVCA Remote Master Volume Control

- Enables the end user to utilize a localized volume control
- Remote volume control is pre the mixers front panel master volume and thus can be set up to give a limited volume range to the end user
- Supplied with RC1 remote volume control as a complete kit ready for installation

AMTONE1 Tone Module

- Generates four tones: Evacuation, Alert, Bell and Pre Announce Chime

SPECIFICATIONS

FREQUENCY RESPONSE

20Hz - 20kHz (+0,-3dB)

DISTORTION

> 0.1% @ 1kHz THD

SIGNAL TO NOISE RATIO

> 90dB (all pots at center)

CROSSTALK

>70dB

TONE CONTROLS

BASS @ 100HZ +/- 12dB

TREBLE @ 10KHZ +/- 12dB

SENSITIVITY

Mic Sens 4.36mV, -45dBu
(Trim in center 0dB)

Imp 1k3ohm

Line Sens 0.775V, 0dBu

Imp >100k

RCA 200mV, -12dBu

Imp 30k Ohm

MAX LEVEL IN

XLR mic -15dBu line
+30dBu

RCA

>30dBu

MAX LEVEL OUT

+21dBu

PHANTOM POWER

15V DC

MASTER OUT

Nominal Level 0dBu into
1k Ohm Imp 100 Ohm

MONO HEADPHONE OUT

Nom -6dB into 200 Ohm
Imp 10 Ohm

MONO REC OUT

Nom -12dB into 10kohm
Imp 10k Ohm

POWER INPUT

AC: 115V/60Hz, 3 pin

IEC320-C14

DC: 24 Volts

POWER CONSUMPTION

7 VA (max)

FUSES

MAINS (115V) 120mA


DIMENSIONS H x W x D

1.75"x19"x7.2"

WEIGHT

NET 6.1lb

MX81

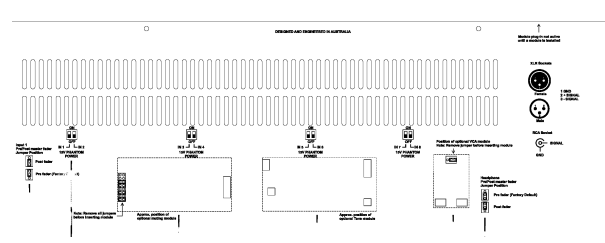
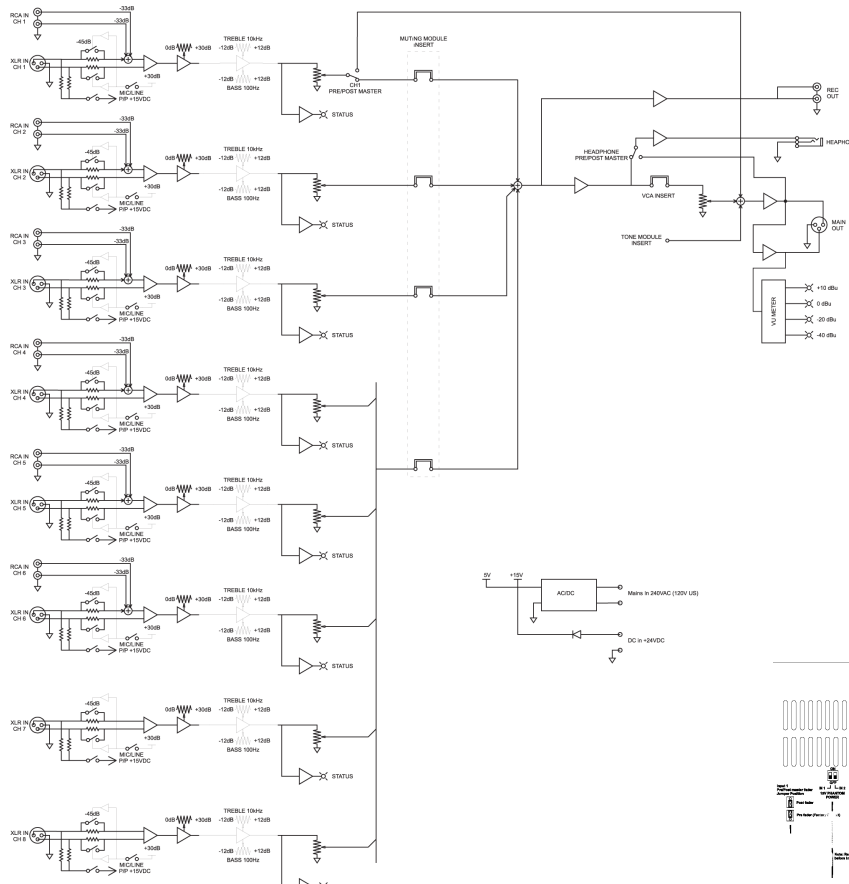


Architectural and Engineering Specifications

The Mixer shall be standard 1 rack unit in height and shall operate via mains power or via 24 volt DC supply. The unit shall feature 8 XLR inputs switchable between standard mic/line level and dual RCA line level inputs for input channels 1-6. Each channel input shall have individual treble and base controls as well as signal present LED indication and +/- 15dB gain trim and phantom power switching. The unit shall feature 4 separate LED output indication, balanced XLR output, separate record output and headphone output. Optional tone generator boards, muting modules and remote VCA master volume controls must be available. The unit shall be an Australian Monitor Installation Series MX81.

ABOUT

Australian Monitor Corporate Headquarters is located in Sydney, Australia. The organization has more than 20 years experience in the design and manufacture of audio amplifiers and associated products. They are a dynamic corporation, priding themselves on excellent customer service, better features and lower priced products for Sound Contractors and Audio Visual Integrators worldwide.



8 Channel 1 RU MIXER



Description

The TX8202 is a high performance 8 channel stereo mixer suitable for desk or rack mounting.

Inputs and Outputs

The TX8202 has four active balanced mic/line inputs and four stereo line inputs. Each channel features recessed treble, bass and pan controls. Mic/Line level can be adjusted per channel via a dip switch. All mic and line input connections are via 3 pin XLR female sockets, and all stereo line input connections are via dual female RCA sockets. Both the Left and Right outputs are balanced and feature 3 pin male XLR sockets. A stereo tape output using dual female RCA sockets is also provided. A 1/4" stereo headphone socket is included on the front panel. The rear panel includes a terminal block for activation of the optional Tone Generator. The first four channels feature a line level direct output which can be used to feed additional amplifiers, mixers or recording devices. An internal jumper allows the first four inputs to be removed from the master left/right outputs while still retaining their direct output function.

Controls and Metering

Front panel controls include Master Left and Right Outputs plus individual channel level controls. Each channel also features a recessed, screwdriver adjustable treble, bass and pan control. A four position dip switch (mic/line, phantom power, routing) is provided for the first four channels. A 7 segment LED meter is provided for both the Left and Right Outputs. A power "on" orange LED is part of the LED meter. An optional remote master VCA is available for remote master volume control.

VCA Control

The optional VCA control module (AMVCA) allows the master volume to be remotely controlled. External VCA control would normally be via potentiometer connected to a two wire rear panel barrier strip.

Muting

Muting is standard on the unit for channels one and two. Both channels have equal priority and will mute channels 3-8 when signal is present. The muting function can be disabled by moving an internal jumper.

Tone Generators

Bell, Pre-Announce Chime, Evacuate and Alert are included in the unit. Each tone can be activated by a simple contact closure using the rear panel terminal block.

Phantom Power

Phantom Power (15V DC) is available on all mic inputs and can be disabled if required via a dip switch.

SPECIFICATIONS

Frequency Response

50Hz - 15kHz (\pm 3dB)

Total Harmonic Distortion

Less than 0.1% @ 1kHz

Signal To Noise Ratio

-74dBV (all chans center)

Tone Controls

Bass @ 100Hz -

Boost +12dB, Cut -12dB

Treble @ 10kHz -

Boost +10dB, Cut -10dB

Inputs

4 active balanced mic/line inputs with 3 pin XLR female (200 - 600 Ohm) Maximum Input Level is 500mV; 4 Stereo Line inputs with dual female RCAs (47K Ohms) Maximum Input Level is 1.5V

Input Sensitivity

Mic: 1mV @ 200 Ohms

Line 1-4: 150mV - 1V @ 47K

Line 5-8: 125mV @ 47K

Phantom Power

15V DC on all mic channels (switchable)

Outputs

Left and Right Master 3 pin XLR male sockets. (1.5V @ 600 Ohms.) Max. Output Level: +20dB
Stereo Headphone Output, 1/4" stereo socket. (3.5V @ 600 Ohms)
Stereo Tape Output, dual female RCA (400mV @ 10K Ohms)
Four direct line level outputs (600mV @ 10K Ohms)

Controls

Level Control per channel, Recessed Treble, Bass and Pan Controls per channel, Left and Right Master Level

Indicators

Power "on" orange LED, 7 segment LED meters for both L and R outputs

Power Source

AC: 240V - 50Hz or 110V - 60Hz (special order) 3 pin IEC connector

Power Consumption

7 Watts

Dimensions

1.75"x19"x7.2"

Weight

8.81 lbs

TX8202



ARCHITECTURAL AND ENGINEERING SPECIFICATIONS

The mixer shall have 4 balanced mic/line inputs and 4 stereo line inputs. The mic/line channels shall be balanced and feature 3 pin female XLR sockets. The stereo line channels shall have dual female RCA sockets. Each channel shall include tamper resistant treble, bass, and pan controls. The first four channels feature a line level direct output which can be used to feed additional amplifiers, mixers or recording devices. An internal jumper shall allow the first four inputs to be removed from the master left/right outputs while still retaining their direct output function. The equalization per channel shall provide 12dB cut or boost at 100Hz and 10dB cut or boost at 10kHz. The master section shall include individual level controls for both the Left and Right outputs and shall also include two 7 segment output level LED meters. The master outputs shall be balanced 3 pin XLR male sockets, and dual RCA female sockets for the stereo tape output. A 1/4" stereo headphone socket shall be included for monitoring. The mixer shall include on board muting card, as well as a option for 4 tone generator modules and remote master VCA control. The mixer shall be of high quality, suitable for both live and commercial applications. It should have ample headroom and a frequency response of no less than 50Hz - 15kHz (± 3 dB). Total Harmonic distortion shall be no more than 0.1% at 1kHz. The S/N ratio shall be -74dBV or better. Phantom Power of no less than 15V DC shall be available on all microphone inputs. An internal switch to disable the phantom power on any of the mic/line channels shall also be included. The unit shall be packaged in a rugged 1 RU metal chassis suitable for desk or rack mounting. The mixer shall be an Australian Monitor Installation Series model TX8202.

ABOUT

Australian Monitor Corporate Headquarters is located in Sydney, Australia. The organization has more than 20 years experience in the design and manufacture of audio amplifiers and associated products. They are a dynamic corporation, priding themselves on excellent customer service, better features and lower priced products for Sound Contractors and Audio Visual Integrators worldwide.

120 Watt 70 Volt/ 8 Ohm AMPLIFIER



Description

The AMIS120P is a 120 watt power amplifier with outputs for 4 and 8 ohms and 70 volt line. It may be desk or rack mounted. The AMIS120P features a flat screwdriver accessible gain control on the rear panel. This amplifier features a status LED.

Inputs and Outputs

The AMIS120P features a balanced line level XLR input with a parallel output to feed additional power amplifiers. The unit has industry standard 3 pin XLR microphone sockets. The AMIS120P features 70 volt, 8 and 4 ohm isolated transformer outputs via a rear panel barrier strip.

Protection

Internal current limiting protects the amplifier from both overload and overdrive conditions. Should the amplifier be overdriven, a current limiter will protect the unit, and in a worst case scenario the amplifier will shut down until the problem is resolved. Once the problem is fixed (shorted speaker line or overdriven input), the amplifier will automatically reset and continue operation. The AMIS120P features generous heatsinking. Australian Monitor Installation Series amplifiers feature a protection network that provides greater stability and performance. Our amplifiers are recognized worldwide for their reliability and this is due to the extensive levels of current limiting which protect the amplifiers from both overload and overdrive conditions.

SPECIFICATIONS

Power Output

120 Watts RMS

Maximum Load

40 Ohms @ 70 Volts

Power Bandwidth

60Hz - 17kHz (- 3dB)

Frequency Response

60Hz - 23kHz (- 3dB)

Total Harmonic Distortion

0.5% @ 1kHz rated power

Signal To Noise Ratio

-80dB

Input Sensitivity

700mV

Outputs

70V, 4 Ohm, 8 Ohm

Controls

One gain control on rear of the unit via flathead screwdriver control

Indicators

Power "on" LED

Power Source

120VAC 60Hz 3 pin IEC connector; 24VDC

Power Consumption

300 Watts

Protection

Current Limiter protection, plus AC and DC fuses

Dimensions

3.5" H x 19" W x 11" D

Weight

26.5lb

Rack Mounting

Standard

AMIS 120P



Architectural and Engineering Specifications

The 120 watt power amplifier shall be designed to run 70 volt line audio systems. The unit shall also feature a 4 and 8 ohm output. The amplifier may be desk or rack mounted. The amplifier must be capable of delivering 120 watts into an 40 ohm inductive load with less than 0.5% distortion measured at 1kHz and with system hum and noise of -80dB or better. Internal current limiting shall protect the amplifier from both overload and overdrive conditions. The amplifier shall be an Australian Monitor Installation Series model AMIS120P.

ABOUT

Australian Monitor Corporate Headquarters is located in Sydney, Australia. The organization has more than 20 years experience in the design and manufacture of audio amplifiers and associated products. They are a dynamic corporation, priding themselves on excellent customer service, better features and lower priced products for Sound Contractors and Audio Visual Integrators worldwide.

250 Watt 70 Volt/ 8 Ohm AMPLIFIER



Description

The AMIS250P is a 250 watt power amplifier with outputs for 4 ohms and 70 volt line. It may be desk or rack mounted. The AMIS250P features a flat screwdriver accessible gain control on the rear panel.

Inputs

The AMIS250P features one signal input. The unit has industry standard 3 pin XLR microphone sockets. Two line level sockets are provided for bridged in/out connection.

Outputs

The AMIS250P features 70 volt and 4 ohm isolated transformer outputs.

Protection

Internal current limiting protects the amplifier from both overload and overdrive conditions. The AMIS250P also features protection in the form of excess temperature auto cut out. A built-in auto temperature sensing fan will turn on at a factory default level but in most situations, will never be required. Australian Monitor Installation Series amplifiers feature a protection network that provides greater stability and performance. Our amplifiers are recognized worldwide for their reliability and this is due to the extensive levels of current limiting which protect the amplifiers from both overload and overdrive conditions.

SPECIFICATIONS

Power Output

250 Watts RMS

Maximum Load

20 Ohms @ 70 Volts

Power Bandwidth

60Hz - 17kHz (- 3dB)

Frequency Response

60Hz - 23kHz (- 3dB)

Distortion

0.5% @ 1 kHz rated power (THD)

Signal To Noise Ratio 8

80dB

Input Sensitivity

700mV Outputs 70V,
4 Ohm

Controls

One gain control on rear of the unit via flathead screwdriver control

Indicators

Power "on" and "Protect" LED

Power Source

120VAC 60Hz 3 pin IEC connector;
24VDC

Power Consumption

400 Watts

Protection

Current Limiter protection, plus AC and DC fuses

Dimensions HWD

3.5" x 19" x 13"

Weight

33.1lb

Rack Mounting

Standard

AMIS 250P



ABOUT

Australian Monitor Corporate Headquarters is located in Sydney, Australia. The organization has more than 20 years experience in the design and manufacture of audio amplifiers and associated products. They are a dynamic corporation, priding themselves on excellent customer service, better features and lower priced products for Sound Contractors and Audio Visual Integrators worldwide.

Architectural and Engineering Specifications

The 250 watt power amplifier shall be designed to run 70 volt line audio systems. The unit shall also features a four ohm output. The amplifier may be desk or rack mounted. The unit shall feature high temperature protection with front panel indication. A built-in auto temperature sensing fan shall cool the unit when required and automatically turn off again once the amplifier is running at the correct temperature. The amplifier must be capable of delivering 250 watts into a 20 ohm inductive load with less than 0.5% distortion measured at 1kHz and with system hum and noise less than -74dB. The amplifier shall be an Australian Monitor Installation Series model AMIS250P.

2 chan. 120 Watt 70 Volt/ 8 Ohm AMP



Description

The AMIS1202P is a dual channel 120W + 120W power amplifier designed to deliver continuous full range performance in a compact and reliable package. The AMIS1202P is two independent amplifiers in the one chassis making it the perfect choice for multi-zone or multi-channel applications.

Inputs and Outputs

The AMIS1202P provides dual balanced XLR inputs (male and female) per channel. These two inputs are wired in parallel enabling a line level 'split' to be taken from the second input of each channel. 70 volt line and 4/8 ohm outputs are available via the rear panel barrier strip.

Controls and Metering

A recessed input attenuation control for each channel is included on the rear panel. These pots are accessible using a screwdriver. The AMIS1202P features a signal-present LED per channel and power-on LED.

Protection

The AMIS1202P features 'slow start' and dual AC and DC fuse protection. Also featured is automatic speaker protection. The AMIS1202P includes generous heat sinking for reliable operation in even the most extreme conditions. Australian Monitor Installation Series amplifiers feature a protection network that provides greater stability and performance. Our amplifiers are recognized worldwide for their reliability and this is due to the extensive levels of current limiting which protect the amplifiers from both overload and overdrive conditions.

SPECIFICATIONS

Power Output

120 Watts per channel

Maximum Load

40 Ohms on 70 Volt line setting

Frequency Response

60Hz - 23kHz (- 3dB)

Total Harmonic Distortion

0.5% at 1kHz
(1 Watt - full power)

Signal To Noise Ratio

-80dB at 70V
-80dB at 8 Ohms
-80dB at 4 Ohms

Input Sensitivity

0.5 Volt RMS - 70 Volt

Input Impedance

10K Ohms

Input Connection

Active balanced input with male and female 3 pin XLR input/output

Outputs

70 Volt line and 4/8 Ohm via rear panel barrier strip.

Line out to feed additional amplifiers from one of the paralleled XLR input

Controls

Front power switch;
Recessed rear input attenuator (per chan)

Metering/Indicators

Signal-present LED per chan.

Power Source

120VAC 60Hz 3 pin IEC; 24VDC

Power Consumption

400 Watts (maximum)

Protection

Fuses for overload & short circuit protect,
High temperature trip (at 120¼C), DC Output Sensing (disconnects load if DC is present)

Dimensions:

3.5" H x 19" W x 11" D

Weight

3.1lb

Rack Mounting

Standard

AMIS 1202P



ABOUT

Australian Monitor Corporate Headquarters is located in Sydney, Australia. The organization has more than 20 years experience in the design and manufacture of audio amplifiers and associated products. They are a dynamic corporation, priding themselves on excellent customer service, better features and lower priced products for Sound Contractors and Audio Visual Integrators worldwide.

Architectural and Engineering Specifications

The power amplifier shall be a dual channel model capable of delivering 120 watts RMS per channel into 70 volt line or 4/8 ohm loads. The unit shall feature a signal-present LED per channel. Speaker connection shall be via a rear panel barrier strip. The amplifier shall have two balanced XLR inputs per channel, one of which can be used to feed additional power amplifiers. The unit shall also include fuse protection for overload and short circuit conditions. The unit shall also feature generous heatsinking for reliable operation in extreme conditions. The unit shall be of high quality suitable for continuous, reliable performance. It shall have a frequency response of no less than 60Hz - 23kHz (- 3dB). Distortion shall not exceed 0.5% at 1kHz. The signal to noise ratio shall be -80dB (on 100V setting) or better. The power amplifier shall be packaged in a rugged 2 rack unit metal chassis suitable for desk or rack mounting. The amplifier shall be an Australian Monitor Installation Series model AMIS1202P.

4 Chan. 80 Watt 70 Volt/ 8 Ohm AMP



The Australian Monitor Installation Series AMIS480P is a robust, highly featured 4 channel power amplifier. Offering 4 independent channels, each delivering 80 watts into 4 ohms or 70/100 volt line, the AMIS480P is designed to operate in extreme conditions to give the contractor the most reliable 4 channel amplifier available today.

Engineered with maximum attention to channel isolation, with individual ground lift switches and level control for each channel, the AMIS480P will operate as 4 individual amplifiers in a rack space friendly, 2RU chassis.

For ease of installation, each channel input can be routed to the next channel via rear panel link switches, eliminating the need for daisy chaining or Y-split cables. The AMIS480P also offers signal present and clip LED indicators for each channel as well as a thermal protect indicator.

The AMIS480P is a significant advance in 4 channel amp design offered at a contractor friendly price.

SPECIFICATIONS

Power Output

4 x 80W

Freq. Response (1W)

80Hz - 20kHz

DISTORTION

1% THD, all channels driven

Power Bandwidth

85Hz - 20kHz

S/N Ratio

94dB (ref 100V)

Crosstalk

1kHz 80dB; 20Hz - 20kHz Better than 60dB

Input Sensitivity

0.775V RMS (0dBu)

Input Impedance

20K

Voltage Gain (pot at max)

100V out 129

(42dB)

70V out 90

(39dB)

4ohm out 23

(27dB)

Output Regulation

95% (1kHz)

Dimensions (h x w x d)

4.36" x 19" x 17"


Weight

44lb

Shipping Weight

53lb

AMIS 480P



Architectural and Engineering Specifications

The power amplifier shall be a four channel model capable of delivering 80 watts into 70/100 volt line or 4 ohm loads. The unit shall feature a signal-present LED and clip indicator per channel. Speaker connection shall be via a rear panel barrier strip. The amplifier shall have four balanced XLR inputs; one per channel. Each channel input can be routed to the next channel via rear panel link switches, eliminating the need for daisy chaining or Y-split cables. The unit shall also include fuse protection for overload and short circuit conditions. The unit shall also feature generous heatsinking for reliable operation in extreme conditions. The unit shall be of high quality suitable for continuous, reliable performance. It shall have a frequency response of no less than 80Hz - 20kHz (- 3dB). Distortion shall not exceed 1% at 1kHz. The signal to noise ratio shall be -94dB (on 100V setting) or better. The power amplifier shall be packaged in a rugged 2 rack unit metal chassis suitable for desk or rack mounting. The amplifier shall be an Australian Monitor Installation Series model AMIS 480P.

ABOUT

Australian Monitor Corporate Headquarters is located in Sydney, Australia. The organization has more than 20 years experience in the design and manufacture of audio amplifiers and associated products. They are a dynamic corporation, priding themselves on excellent customer service, better features and lower priced products for Sound Contractors and Audio Visual Integrators worldwide.

Zone Paging System



- Starts as an 8 x 8 system and can be expanded to a 16 x 16
- From 8 to 16 zones
- Remote paging stations
- Remote source & volume selection
- Extremely user friendly remote panels
- Extremely contractor friendly CAT 5 cable

DigiPage Base Station

- Each of the 8 zones has a dedicated local mic/line input
- 6 Mic/Line inputs routable to any of the 8 zones (or 16 when a slave unit is added)
- 1 priority input which has total priority over all other inputs and is activated by contact closure. The priority input has its own level control.
- Alert, Evacuation, Bell and Pre Announce Chimes
- Priority Ducking Circuitry
- 4 CAT-5 ports which are used to connect to the remote zone paging microphones and the remote source/volume selectors which are daisy-chained on CAT-5 cable.
- Various levels of input and output level control
- Multi-stage volume status LEDs & easy input selection
- Separate paging volume level adjustment per zone
- Treble and Bass control per zone

SPECIFICATIONS

Data/Digital Audio Mic

RJ45 CAT5 Connector

Program Sources (Trim Max.)

Unbalanced (RCA): Input

Impedance: 100K Ω ;

Sensitivity: 150mV

Balanced (XLR): Input

Impedance: 1k3 Ω ;

Sensitivity: 1mV

Min. Trim: -46dB

Local Source

Unbalanced (RCA): Input

Impedance: 100K Ω ;

Sensitivity: 1.5V

Balanced (XLR) MIC: Input

Impedance: 1k3 Ω ;

Sensitivity: 11mV

Balanced (XLR) LINE: Input

Impedance: 45K Ω ;

Sensitivity: 350mV

Sum Input

Input Sensitivity: 330mV;

Threshold: -46dBu

(at output, ind. of input)

Frequency Response (3dB)

15Hz - 17kHz

THD

0.005%

Noise

Page Mic: -84dB;

Other Inputs: -89dB

Power Supply 2

4VDC 30VA Plug-pack

Dimensions (H x W x D)

5.2" x 19.01" x 6.7"

Weight

13.2 lbs.

Shipping weight

15.4 lbs

DigiPage Microphone Station

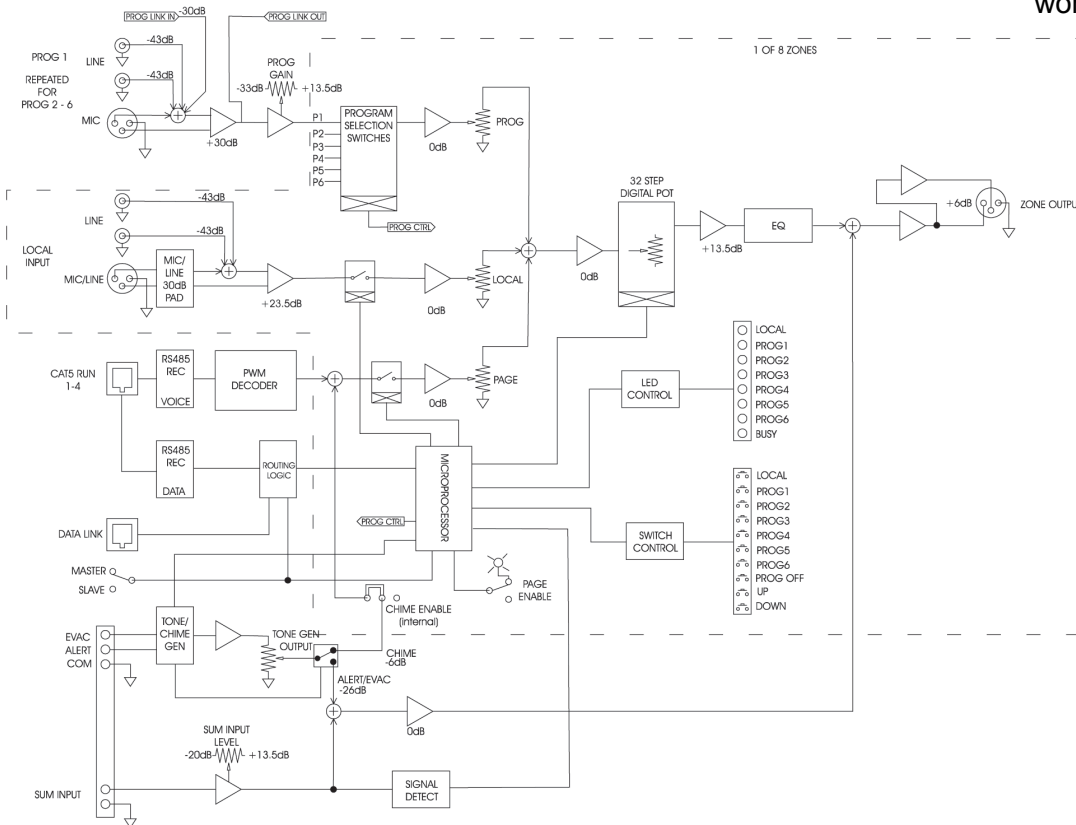
The DigiPage Microphone Station comes in 8 zone or 16 zone versions. They are easy to use and combined with the DigiPage Wall Panel are often all a client needs to use in their day to day operations. Both the microphone stations are easily connected in a daisy chain format via CAT-5. Base 7" x 4.5"

DigiPage Wall Panel

The DigiPage Wall Panel allows users to select up to six program inputs and adjust volume in their zone. They are easy to use when combined with the wall panels and are easily connected in a daisy chain format via CAT-5. 3" x 4.5" x 1.4"

ABOUT

Australian Monitor Corporate Headquarters is located in Sydney, Australia. The organization has more than 20 years experience in the design and manufacture of audio amplifiers and associated products. They are a dynamic corporation, priding themselves on excellent customer service, better features and lower priced products for Sound Contractors and Audio Visual Integrators worldwide.



Zone Paging System



The DigiPage Jr is a matrix switching system allowing any one of up to 8 remote paging microphones (DPJ88M) to page into any combination of up to 8 output zones over industry standard CAT-5 cable. The system also allows any one of up to 4 program inputs to be directed to any or all of the 8 output zones. An emergency input is also provided.

The DigiPage Jr matrix is an attractive, slim-line, 2RU steel cabinet, desk or 19" rack mounted. It includes inputs for each of the 8 remote DPJ88M microphone stations (line level signal and control) and a line level output to each of the 8 output zones. Also included are inputs for the 4 program sources (CD, tape, tuner etc) with associated level trim pots and an input for an emergency signal such as from an EWIS control panel or priority message system. Alert and evacuate signal tone generators are connected internally and may be activated remotely by simple contact closure.

The DigiPage Jr allows for total control over the operation of each of the 8 output zones. Each of the 8 output zones is equipped with controls for program selection, by means of 4 interlocking push buttons, with controls for microphone level, program level, bass, treble and master output level. Each zone also has an associated push button to allow any zone the option to be isolated from receiving paging announcements.

The DigiPage Jr may be powered via AC mains 240 volts or DC, 12 - 24 volts. (alternate voltages on special order)

SPECIFICATIONS

Data/Digital Audio Mic

RJ45 CAT5 Connector

Program Sources (Trim Max.)

Unbalanced (RCA): Input

Impedance: 100K Ω ;

Sensitivity: 150mV

Balanced (XLR): Input

Impedance: 1k3 Ω ;

Sensitivity: 1mV -57dbu

Min.Trim: -46dB

Local Source

Unbalanced (RCA): Input

Impedance: 100K Ω ;

Sensitivity: 1.5V

Balanced (XLR) MIC: Input

Impedance: 1k3 Ω ;

Sensitivity: 11mV

Balanced (XLR) LINE: Input

Impedance: 45K Ω ;

Sensitivity: 350mV

Sum Input

Input Sensitivity: 330mV;

Threshold: -46dBu

(at output, ind.of input)

Frequency Response (3dB)

15Hz - 17kHz

THD

0.005%

Noise

Page Mic: -84dB;

Other Inputs: -89dB

Power Supply 2

4VDC 30VA Plug-pack

Dimensions (H x W x D)

5.2" x 19.01" x 6.7"

Weight

9.9 lbs.

Shipping weight

12.2 lbs

DPJ88M Paging Station & Microphone

Each DPJ88M microphone station includes 8 zone select buttons with associated zone status LEDs, a 'Zone Page' button, an 'All Page' button, a 'Clear' button and a 'System Busy' LED. Also included is a gooseneck microphone and microphone sensitivity control. A bass cut switch is located on each DPJ88M to reduce 'booming' in high noise areas if required. The DPJ88M is housed in an attractive and heavy-duty case and may be desk or wall mounted.

Operation

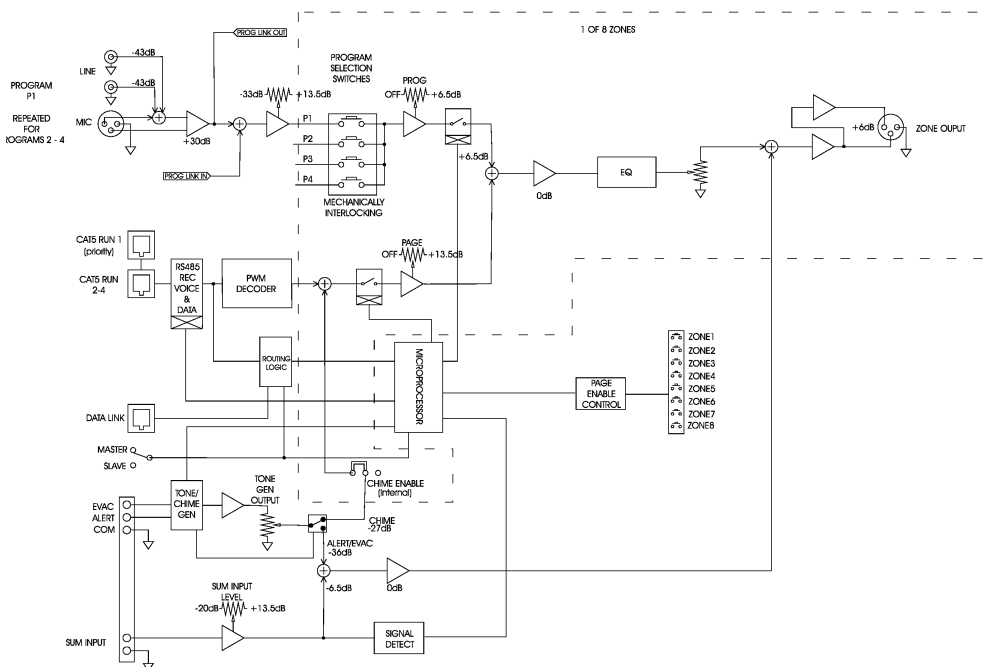
When a page is made, a pre-announce tone will sound in each of the output zones selected. Any program material playing in to the zone(s) selected will be ducked for the duration of the page. Microphone #1 has priority over Microphones #'s 2-8.

Connection


DigiPage Jr connects simply by Cat-5 cable. The Cat 5 carries the audio and control from the mics to the main DigiPage Jr unit. The DPJ88M microphones can be daisy chained for up to 200 meters.

ABOUT

Australian Monitor Corporate Headquarters is located in Sydney, Australia. The organization has more than 20 years experience in the design and manufacture of audio amplifiers and associated products. They are a dynamic corporation, priding themselves on excellent customer service, better features and lower priced products for Sound Contractors and Audio Visual Integrators worldwide.



Zone Paging Mixer



Description

The Australian Monitor ZoneMix3 is an extremely versatile and innovative mixer and signal router. Featuring a broadcast quality audio spec, the ZoneMix3 allows selection of 4 stereo sources to 3 stereo zones either at the ZoneMix3 or remotely. One stereo source can have selectable priority per zone and each stereo zone boasts 5 stage equalization. The ZoneMix3 also has the ability to route two independent mic or line signals to any zone or combination of zones. Add to this remote volume controls in each zone and the ZM3M 3 zone paging microphone (both running via inexpensive CAT-5 cabling) and you have an extremely high quality zone selecting mixer at a fraction of the cost of other products in this market.

Inputs

There are two MIC/LINE inputs. The balanced XLR inputs accept mic level signals. The dual RCA inputs accept line level inputs and are summed to mono internally. Gain and EQ are controlled from the front panel. These inputs supply 15V phantom power, unless internally disabled. These inputs may have priority over program inputs, if this feature is enabled.

There are four program inputs. These are stereo RCA line level inputs. Trim is controlled from the front panel. LINE4 is a priority input, if this feature is enabled. PAGE INPUT: There is an RJ45 connector on the rear of the unit accepts a CAT-5 cable from the optional ZM3M Paging Station.

SUM INPUT: This input has overall priority and is usually used for an emergency tone or message.

Outputs

There are 3 Stereo Zone balanced XLR Outputs. The zone outputs are configured as stereo left and right as default but can be internally changed to mono.

Link

Two ZoneMix3 Units can be linked together to provide six stereo zone outputs.

Controls

There are various levels of control you can use to ensure the optimum result from your ZoneMix3. They include: Trim Control for all inputs 5 Stage EQ on each zone output Mic/Line Selection for the first two inputs Program Control for selecting a program source via the front panel. This can also be done remotely with the ZM3R Remote Source/Volume Selection Unit.

SPECIFICATIONS

Sensitivity (for 0dB out):

Mic/Line Input (RCA)

86mV (-19dB);

Mic/Line Input (XLR)

1.55mV (-54dB);

Prog Input (RCA)

190mV (-12dB)

Max Level Out:

10V RMS (+22dB)

Frequency Response:

20Hz - 20kHz

(0dB/-3dB)

THD:

Less than 0.1%

Noise:

-80dB

Crosstalk:

Better than 65dB

Phantom Power:

15VD

Metering and Status:

A "status" LED gives an indication of OUTPUT signal. It glows green at 30dB and red at 0dBV(1V). This is meant to indicate clip within the ZoneMix3. When used with Australian MonitorSynergy amplifiers, both LEDs on the ZoneMix3 and the Synergy amplifier will go red simultaneously indicating system clip (with pot at full on the amplifier).

A "remote" LED indicates that the zone is in remote control mode.

A "power" LED indicates there is power to the unit.

Power Input:

20VAC; 30VA max.

Dimensions

1.74"x 18.9"x11.2"

Weight:

5.5lb

Shipping

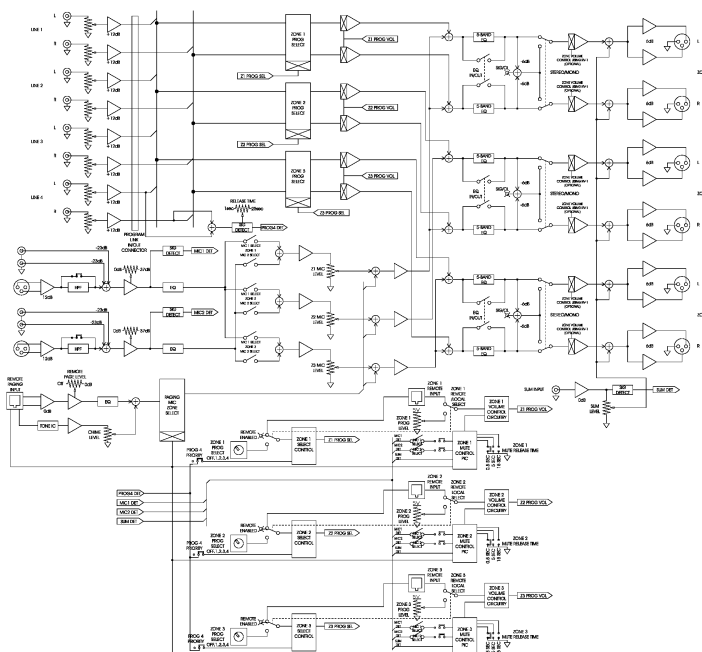
6.6lb



Remote Panels and Stations

A Remote Volume/Source Panel (ZM3R) is available per zone. It is connected to the unit by CAT-5 cable. From this panel the user may adjust volume and select one of the four program sources or the OFF position.

A Remote Paging Station (ZM3M) is available (front photo). It is connected to the unit by CAT-5 cable. From this paging station a user may page into any or all of the 3 zones.



ABOUT

Australian Monitor Corporate Headquarters is located in Sydney, Australia. The organization has more than 20 years experience in the design and manufacture of audio amplifiers and associated products. They are a dynamic corporation, priding themselves on excellent customer service, better features and lower priced products for Sound Contractors and Audio Visual Integrators worldwide.

ARCHITECTURAL AND ENGINEERING SPECIFICATIONS

The 1RU zone mixer shall be of a high specification suitable for foreground and background music applications. The unit shall have a frequency response of 20Hz-20kHz (0dB/-3dB) and signal to noise of -80dB or greater. The zone mixer shall feature three stereo zone outputs (with 5 stage EQ), two mic/line inputs and four stereo line inputs. The inputs may be routed to any of the outputs. Program source selection may be made via the front panel or a remote wall panel connected by CAT-5 cable. The unit shall have an optional microphone paging station which allows the paging of the 3 individual zones or all zones at once. The unit shall be an Australian Monitor ZoneMi3.

Zone Paging Mixer



- 6 universal inputs
- +/- 15dB gain trim per input
- 4 balanced outputs
- Input 1 has selectable priority
- Individual output assign with LED
- Switchable mic/line balanced XLR inputs indication per input
- Bi color status LED per output
- Bi color status LED per input
- Remote VCA volume control per output
- HPF & 15 VDC Phantom power
- On board Pre announce, bell, alert & evac tones switchable per input
- 2 stage EQ per input

Featuring 6 inputs that can be balanced XLR mic or dual RCA/balanced XLR line level, all available to any combination of 4 zone outputs. Input one can be designated as a paging input with priority over all other inputs individually selectable at each zone output. Front panel switches with LED indication provide for simple routing of each input. Each input has bi colour status LED indication & 2 stage equalization. Each input has an internal gain trim which can provide a further +/- 15dB of gain to allow the perfect set up of input gain no matter what the input signal may be. Phantom power & high pass filters are also supplied per input. Each balanced XLR zone output also features a dual color status LED & switchable paging mic priority. Remote VCAs are also available for each output allowing for a wall mounted volume control to be installed in remote zones giving a volume range from off to whatever the master level on the AMIS ZRM4 relevant zone output is set to. Alert, Evacuation, Bell & Pre announce tones are also provided on board. The AMIS ZRM4 is a compact yet extremely versatile zone routing mixer which makes the complex task of multizone signal routing simple & cost effective.

SPECIFICATIONS

Sensitivity:

(input for 0dBu out)

RCA In -26dBu to +4dBu (39mV to 1.23 V)

XLR Line In -26dBu to +4dBu

(39mV - 1.23V)

XLR Mic In -60dBu to -30dBu (0.78mV to 25mV)

Max Level In

>14.1 Vrms (+25dBu)

Max Level Out

>15.4 Vrms (+26dBu)

Frequency Response

<5Hz to >22kHz
(0dB/-3dB)

THD

Less than 0.1%

Noise

<90dBu 20Hz-20kHz
(all pots centered)

Crosstalk

<-65dB @ 1kHz

Phantom Power

15VDC

Power Input

20VAC; 600mA max or
24 to 34v DC regulated
600mA max

Dimensions

44.0h x 482.0w x 188.0d

Weight Net

6.4lb

Shipping

9.7lb

ZM4



Architectural and Engineering Specifications

The zone routing mixer shall be 1 RU, have 6 inputs with RCA & mic/line switchable balanced XLR's. Each input will have individual +/- 15 dB gain control, switchable 15VDC phantom power, & high pass filter. Input 1 will be able to be a dedicated priority input individually switchable at each output.

Two stage EQ will be provided for each input & all inputs & outputs will have bi color status indication. The unit shall have onboard pre announce, bell Evac & Alert tones & have remote VCA master controls for each output.

The unit shall be an Australian Monitor ZRM4.

ABOUT

Australian Monitor Corporate Headquarters is located in Sydney, Australia. The organization has more than 20 years experience in the design and manufacture of audio amplifiers and associated products. They are a dynamic corporation, priding themselves on excellent customer service, better features and lower priced products for Sound Contractors and Audio Visual Integrators worldwide.

Dual CD player



- 1 RU dual program source
- MP3 compatible CD player
- Option IR control for the CD player
- up to 20 tracks programmable on the players
- Discrete stereo outputs for each module
- Priority stereo output as standard

The Australian Monitor Installation Series BGM2DCD program source series is a one rack unit, dual program source players of single disc CD/MP3 player. The CD/MP3 player is fully programmable up to 20 tracks and includes Random track selection for CDs and Repeat single track or Repeat all track functions for both CD and MP3s. There is also an optional IR control available for the CD/MP3 player.

The BGM2 is supplied with an IEC power lead. The BGM2 also has individual stereo outputs from both CD players as well as a stereo priority output.

The BGM2 series provides a high quality, rack space friendly and extremely well featured dual background music source at a contractor friendly price.

SPECIFICATIONS

CD/MP3 PLAYER

Output Level

@ 1kHz, 0dB 1.2V +/- 0.3V

Frequency Response

20Hz-20kHz +/- 2dB

Separation

1kHz, 0dB >60 dB

T.H.D+ Noise

1kHz, 0dB <0.05%

BGM2 DCD



Architectural and Engineering Specifications

The background music source shall be a standard 1RU 19" rack size and comprise dual MP3 compatible CD players. Each program source will have a dedicated stereo output as well as a stereo priority output where source two will have priority over source one.

The CD player shall be programmable up to 20 tracks and shall have infrared control available.

The unit shall be an Australian Monitor BGM2DCD.

ABOUT

Australian Monitor Corporate Headquarters is located in Sydney, Australia. The organization has more than 20 years experience in the design and manufacture of audio amplifiers and associated products. They are a dynamic corporation, priding themselves on excellent customer service, better features and lower priced products for Sound Contractors and Audio Visual Integrators worldwide.

CD player and Tuner



- 1 RU dual program source
- MP3 compatible CD player
- Option IR control for the CD player
- up to 20 tracks programmable on the CD player
- 10 user selectable presets on the AM/FM tuner
- Discrete stereo outputs for each module
- Priority stereo output as standard
- Tuner sleep function

The Australian Monitor Installation Series BGM2TCD program source is a one rack unit, dual program source players of a single disc CD/MP3 players and AM/FM tuner. The tuner module has one FM band and one AM band, with 10 user selectable preset stations, there is also a programmable sleep function for the tuner. The CD/MP3 player is fully programmable up to 20 tracks and includes Random track selection for CDs and Repeat single track or Repeat all track functions for both CD and MP3s. There is also an optional IR control available for the CD/MP3 player.

The BGM2TCD is supplied with an IEC power lead and AM/FM antenna. The BGM2TCD also boasts individual stereo outputs from both the Tuner and CD player as well as a stereo priority output.

The BGM2 series provides a high quality, rack space friendly and extremely well featured dual background music source at a contractor friendly price.

SPECIFICATIONS

CD/MP3 PLAYER

Output Level

@ 1kHz, 0dB 1.2V +/- 0.3V

Frequency Response

20Hz-20kHz +/- 2dB

Separation

1kHz, 0dB >60 dB

T.H.D+ Noise

1kHz, 0dB <0.05%

AM / FM TUNER

FM Tuning Range

87.5 MHz -108 MHz

IF Frequency & Rejection

10.7 MHz >80 dB

Image Rejection

>25 dB

S/N Ratio

1mV/M Input 46dB

T.H.D

1mV <1.0%

Auto Tuning Sens.

<50uV

AM Tuning Range

522kHz - 1620kHz

IF Frequency & Rejection

450 kHz >45dB

Image Rejection

>30dB

S/N Ratio

5mV/M Input >35dB

Auto tuning sens.

<2mV

Dimensions

18.97" W x 1.73" H x 9.84" D

BGM2 TCD



Architectural and Engineering Specifications

The background music source shall be a standard 1RU 19" rack size and comprise a single MP3 compatible CD player and an AM/FM radio tuner. Each program source will have a dedicated stereo output as well as a stereo priority output where source two will have priority over source one. The CD player shall be programmable up to 20 tracks and shall have infrared control available.

The unit shall be an Australian Monitor BGM2TCD.

ABOUT

Australian Monitor Corporate Headquarters is located in Sydney, Australia. The organization has more than 20 years experience in the design and manufacture of audio amplifiers and associated products. They are a dynamic corporation, priding themselves on excellent customer service, better features and lower priced products for Sound Contractors and Audio Visual Integrators worldwide.

Dual Tuner



- 1 RU dual program source
- 10 user selectable presets on the AM/FM tuner
- Discrete stereo outputs for each module
- Priority stereo output as standard
- Tuner sleep function

The Australian Monitor Installation Series BGM2DT program source is a one rack unit, dual program source players of radio tuners. The tuner modules have one FM band and one AM band, with 10 user selectable preset stations, there is also a programmable sleep function for the tuner.

The BGM2DT is supplied with an IEC power lead and AM/FM antenna. The BGM2 also boasts individual stereo outputs from both the Tuners, as well as a stereo priority output.

The BGM2 series provides a high quality, rack space friendly and extremely well featured dual background music source at a contractor friendly price.

SPECIFICATIONS

AM / FM TUNERS

FM Tuning Range

87.5 MHz -108 MHz

IF Frequency & Rejection

10.7 MHz >80 dB

Image Rejection

>25 dB

S/N Ratio

1mV/M Input 46db

T.H.D

1mV <1.0%

Auto Tuning Sens.

<50uV

AM Tuning Range

522kHz – 1620kHz

IF Frequency & Rejection

450 kHz >45dB

Image Rejection

>30dB

S/N Ratio

5mV/M Input >35dB

Auto tuning sens.

<2mV

Dimensions

18.97" W x 1.73" H x 9.84" D

BGM2 DT



Architectural and Engineering Specifications

The background music source shall be a standard 1RU 19" rack size and comprise dual AM/FM tuners. Each program source will have a dedicated stereo output as well as a stereo priority output where source two will have priority over source one.

The unit shall be an Australian Monitor BGM2DT.

ABOUT

Australian Monitor Corporate Headquarters is located in Sydney, Australia. The organization has more than 20 years experience in the design and manufacture of audio amplifiers and associated products. They are a dynamic corporation, priding themselves on excellent customer service, better features and lower priced products for Sound Contractors and Audio Visual Integrators worldwide.

2 Channel 15 Band Equalizer



The Australian Monitor Pro Series AMIS 215EQ is a single rack unit graphic equalizer. Featuring constant Q circuitry, selectable 6dB or 12dB slider range, balanced XLR, 6.35mm TRS & unbalanced RCA inputs & outputs, EQ bypass switches, ground lift switches, output level controls & overload LED's.

Single Channel 31 Band Equalizer



The Australian Monitor Pro Series AMIS 31EQ is single rack unit graphic equalizer. Featuring constant Q circuitry, selectable 6dB or 12dB slider range, balanced XLR, 6.35mm TRS & unbalanced RCA inputs & outputs, EQ bypass switches, ground lift switches, output level controls, overload LED's & variable high & low pass filters.

The features found in Australian Monitor Pro Series graphic EQ's are usually associated with equalizers many times the price of these. The AMIS 215EQ and AMIS 31EQ is an extremely well featured graphic equalizer at a contractor friendly price.

EQUALIZER

AMIS215EQ - 2 x 15 2/3 Octave ISO Spacing from 20Hz – 20kHz

AMIS31EQ - 31 1/3 Octave ISO Spacing from 20Hz - 20kHz

Type Constant Q

Accuracy 3% Center Frequency

Travel 20mm Positive Centre Detent

Range +/- 6dB or +/- 12dB

selectable

2. INPUTS

Type Active balanced/unbalanced

Connectors 3 pin XLR, 6.35mm

TRS balanced, RCA unbalanced

Impedance 20k Ohms balanced,

15k Ohms unbalanced

Max level +22dBm (level control at

centre)

3. OUTPUTS

Type Active balanced/unbalanced

Connectors 3 pin XLR, 6.35mm

TRS balanced, RCA unbalanced

Impedance <150 Ohms Typical

Max Level +22dBm (2k ohms)

+18dBm (600 ohms)

4. RFI FILTERS Yes

5. PASSIVE BYPASS SWITCHES Yes

6. OVERLOAD LED SWITCHES 5dB

below clipping

7. LOW CUT FILTER (AMIS31EQ

only) 10-250Hz, 12dB per octave

8. HIGH CUT FILTER (AMIS31EQ

only) 3kHz-40kHz, 12dB per octave

9. FREQUENCY RESPONSE 20Hz-

20kHz

10. IM DISTORTION (SMPTE)

0.005%

11. SIGNAL TO NOISE RATIO -94dB

(20kHz noise bandwidth)

12. CHANNEL SEPARATION 50dB

13. COMMON MODE REJECTION

50:1

14. VOLTAGE 190-250VAC, 50Hz

15. DIMENSIONS*

1.75" H x 19.01" W x 8.50 D


16. WEIGHT* 5.51lbs

AMIS 215 EQ & 31EQ



ABOUT

Australian Monitor Corporate Headquarters is located in Sydney, Australia. The organization has more than 20 years experience in the design and manufacture of audio amplifiers and associated products. They are a dynamic corporation, priding themselves on excellent customer service, better features and lower priced products for Sound Contractors and Audio Visual Integrators worldwide.



2 Way Crossover



The Australian Monitor Pro Series AMIS23X is a one rack unit, fourth order Linkwitz-Riley electronic crossover. The AMIS23X can be configured as either a stereo two way or a mono three way crossover. Featuring clip LED indication per band per channel, frequency range selector switch, CD horn boost switch & polarity reverse switching, the AMIS 23X is a professional price-performing crossover.

Compressor - Limiter



The Australian Monitor Pro Series AMIS CL2 is a 1 RU, dual channel compressor limiter. Featuring an expander/gate, compression & limiting per channel, the AMISCL2 utilizes a high quality VCA to give excellent performance from a budget priced dynamics processor. With added features like selectable Automatic attack & release times & EQ enhancement which automatically compensates for high end loss when heavy compression is taking place, the AMISCL2 has the features & the performance of a compressor/limiter many times the price.

SPECIFICATIONS

Frequency Range

X1 80Hz to 920 Hz
X2 800Hz to 9.2 kHz

Hum and Noise

>93dBu

Low Frequency Section

Output @ 0dB <-106 dBu

High Frequency Section

Output @ 0 dB <-97d dBu

Signal-To-Noise Ratio

118 dB

CONTROLS

Input Level Continuously variable; Output Level Low, High Cont. variable; CD Boost Rear panel switch; mute Front panel switch; Channel link Rear panel switch; Phase Rear panel switch

Dimensions HxWxD

1.75" x 19" x 8.5"

Weight

5.5 lbs

SPECIFICATIONS

Input

Type RF-filtered, Servo-balances input stage
Impedance 60K balanced
Nominal Operating Level -10dBu to 4dBu

Maximum Input Level

+21dBu balanced and unbalanced

CMR

@ 1kHz >40dB

Input detection

Type DC de-coupled, unbalanced input
Impedance >20K ohms
Maximum Input+21dBu

Output

Type Electronically buffered output stage
Impedance <40 ohms

Bandwidth

5Hz to 50kHz, +0, -1dB

THD

@ +4dBu 0.05%typ..

IMD (SMPTE)

@ +10dBu 0.01% typ.

Noise & Hum

>93dBu

Crosstalk

@ 20kHz >85dBu

AMIS 23x & CL2



ABOUT

Australian Monitor Corporate Headquarters is located in Sydney, Australia. The organization has more than 20 years experience in the design and manufacture of audio amplifiers and associated products. They are a dynamic corporation, priding themselves on excellent customer service, better features and lower priced products for Sound Contractors and Audio Visual Integrators worldwide.



COMPRESSOR SECTION

Type IKC (Interactive Knee Control);
Compressor Threshold Variable (-40 to +20dBu);
Ratio Variable (1:1 to LIM.)
Attack Variable (0.1 to 200 msec/20dB)
Release Variable (-20 to +20dB)

GATE SECTION

Type IRC (interactive Ratio Control)
Expander/Gate
Threshold Variable (Off to + 10dBu)

DYNAMIC ENHANCER SECTION

Type Dynamically Controlled
Frequency Correction
Process Variable (Off to 6)

FUNCTION SWITCHES

In/Out Bypass switch
Auto Programme-dependent
attack and release times

INDICATORS

CLOSE LED indicates onset of the Expander/Gate
8 element GAIN 1/2/4/6/10/15/20/30dB
REDUCTION meter

POWER SUPPLY

Mains Voltages 100-120/200-240 VAC
50-60Hz
Power Consumption 9 Watts
Fuse 320mA (100-120V) slow-blow
Mains Connection Standard IEC

Dimensions H x W x D

1 3/4" x 19" x 8.5"

Net Weight 6.6 lbs

Shipping Weight

10lbs

Multican (HA4) 4-Channel Headphone Amplifier The Australian Monitor Installation Series HA4 is a high quality, low price 4channel stereo headphone amplifier. Featuring a stereo 6.35mm jack input & 4 stereo 6.35mm headphone jack outputs, the AMIS HA4 offers separate volume controls per channel & a simple layout for ease of operation. The AMIS HA4 is powered by a supplied 12VDC power supply.



Juiced Up (PPA2) Dual Phantom Power Supply is an in-line power supply that provides phantom power for 2 condenser mics. Selectable between 12VDC & 48VDC, it will power nearly any commercially available microphone. The AMIS PPA2 can run off 29 volt batteries or be powered by the supplied 12 VDC power supply.



Get Up 2 Way Stereo Converter converts consumer level signals to professional level. Input will convert a pair of professional balanced XLR signals to a consumer level stereo RCA signal. The stereo path has its own volume control. The AMIS SC2 is powered by a supplied 12 VDC power supply



Get Down 2 Way Stereo Converter converts professional level to consumer level signals.



Let's Split (MCS1) Microphone Splitter / Combiner produces 2 balanced XLR signals, (1 direct, 1 transformer isolated) from a single balanced XLR input. The AMIS MCS1 provides a ground lift switch to eliminate hum.



Let's Split (LSC1) Line Splitter / Combiner produces 2 balanced XLR signals, (1 direct, 1 transformer isolated) from a single balanced XLR line level input. The AMIS LSC1 provides a ground lift switch to eliminate hum.



Mixed Up (PM4) 4 Channel Passive Mixer is a 4 input, 1 output passive mixer that can be used for mixing 4 mics, instruments, or line sources or for converting stereo feeds to mono. The AMIS PM4 requires no batteries or other external power source. The unit features unbalanced 6.35mm jack inputs & outputs and can be used as a 1 in 4 out signal splitter when all channel volumes are run at maximum.



Pre Me (PRE1) Mini Microphone Preamp features balanced XLR & unbalanced 6.35mm jack inputs & outputs, switchable 36 volt phantom power, gain control & signal clip LED. Powered by a supplied 12VDC power supply,

Injector (DI1) Passive Direct Injection Box features a balanced XLR output, a 6.35 mm TRS through output, 3 stage pad offering up to 40dB of attenuation & a ground lift switch for hum elimination.

Buzz Off (HE2) Dual Hum Eliminator tool for eliminating hum & signal noise caused by ground loops. The AMIS HE2 has two discreet signal paths via balanced XLR inputs & outputs. The AMIS HE2 is a passive device & can also be used as a converter of balanced & unbalanced signals. As part of the AMIS Contractor Tools range, the AMIS HE2 is an inexpensive

Drop Me 70 volt to line level converter with phoenix to XLR and level control.

AMIS26 2 x 6 Mic/Line Distribution Amplifier. 24VDC Phantom Power switchable per input. Either input can be routed to any of the 6 outputs via front panel dip switches



MP8 8 Channel Monitor Panel. 100/70V Line or Low Impedance Applications. Includes 2.5 inch speaker with volume control. Simply select any of 8 amplifier via the front panel switch and you can monitor its output through the speaker and via an LED array. Signal Present LED provided for each zone for easy troubleshooting. Loop in, loop out terminal strips for inputs from amplifiers and outputs to speakers.

