

Edition: August 2006
 Revision: August 2006
 Publication No. SM7E-1A60U0

QUICK REFERENCE INDEX

**NISSAN
 TITAN
 MODEL A60 SERIES**

A GENERAL INFORMATION	GI General Information
B ENGINE	EM Engine Mechanical
	LU Engine Lubrication System
	CO Engine Cooling System
	EC Engine Control System
	FL Fuel System
	EX Exhaust System
	ACC Accelerator Control System
C TRANSMISSION/ TRANSAXLE	AT Automatic Transmission
D DRIVELINE/AXLE	TF Transfer
	PR Propeller Shaft
	FFD Front Final Drive
	RFD Rear Final Drive
	FAX Front Axle
	RAX Rear Axle
E SUSPENSION	FSU Front Suspension
	RSU Rear Suspension
	WT Road Wheels & Tires
F BRAKES	BR Brake System
	PB Parking Brake System
	BRC Brake Control System
G STEERING	PS Power Steering System
H RESTRAINTS	SB Seat Belts
	SRS Supplemental Restraint System (SRS)
I BODY	BL Body, Lock & Security System
	GW Glasses, Window System & Mirrors
	RF Roof
	EI Exterior & Interior
	IP Instrument Panel
	SE Seat
	AP Adjustable Pedal
J AIR CONDITIONER	ATC Automatic Air Conditioner
	MTC Manual Air Conditioner
K ELECTRICAL	SC Starting & Charging System
	LT Lighting System
	DI Driver Information System
	WW Wiper, Washer & Horn
	BCS Body Control System
	LAN LAN System
	AV Audio Visual, Navigation & Telephone System
	ACS Auto Cruise Control System
	PG Power Supply, Ground & Circuit Elements
	L MAINTENANCE
M INDEX	IDX Alphabetical Index

A
B
C
D
E
F
G
H
I
J
K
L
M

FOREWORD

This manual contains maintenance and repair procedures for the 2007 NISSAN TITAN.

In order to assure your safety and the efficient functioning of the vehicle, this manual should be read thoroughly. It is especially important that the PRECAUTIONS in the GI section be completely understood before starting any repair task.

All information in this manual is based on the latest product information at the time of publication. The right is reserved to make changes in specifications and methods at any time without notice.

IMPORTANT SAFETY NOTICE

The proper performance of service is essential for both the safety of the technician and the efficient functioning of the vehicle.

The service methods in this Service Manual are described in such a manner that the service may be performed safely and accurately. Service varies with the procedures used, the skills of the technician and the tools and parts available. Accordingly, anyone using service procedures, tools or parts which are not specifically recommended by NISSAN must first be completely satisfied that neither personal safety nor the vehicle's safety will be jeopardized by the service method selected.



NISSAN NORTH AMERICA, INC.
Technical Publications Department



PLEASE HELP MAKE THIS SERVICE MANUAL BETTER!

Your comments are important to NISSAN and will help us to improve our Service Manuals.
Use this form to report any issues or comments you may have regarding our Service Manuals.

Please print this form and type or write your comments below. Mail or fax to:

Nissan North America, Inc.
Technical Service Information
39001 Sunrise Drive, P.O. Box 9200
Farmington Hills, MI USA 48331
FAX: (248) 488-3910

SERVICE MANUAL: Model: _____ **Year:** _____

PUBLICATION NO. (Refer to Quick Reference Index): _____

Please describe any Service Manual issues or problems in detail:

Page number(s) _____ *Note: Please include a copy of each page, marked with your comments.*

Are the trouble diagnosis procedures logical and easy to use? (circle your answer) YES NO

If no, what page number(s)? _____ *Note: Please include a copy of each page, marked with your comments.*

Please describe the issue or problem in detail: _____

Is the organization of the manual clear and easy to follow? (circle your answer) YES NO

Please comment: _____

What information should be included in NISSAN Service Manuals to better support you in servicing or repairing customer vehicles?

DATE: _____ YOUR NAME: _____ POSITION: _____

DEALER: _____ DEALER NO.: _____ ADDRESS: _____

CITY: _____ STATE/PROV./COUNTRY: _____ ZIP/POSTAL CODE: _____

QUICK REFERENCE CHART: TITAN

2007

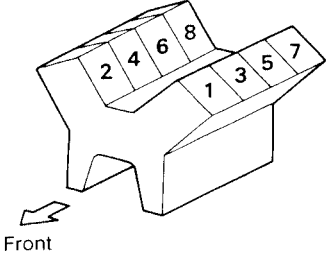
QUICK REFERENCE CHART: TITAN

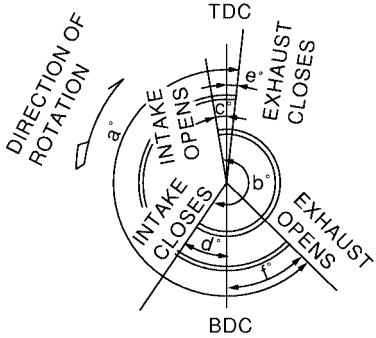
PFP:00000

Engine Tune-Up Data

ELS0028L

Cylinder arrangement		V-8
Displacement cm ³ (in ³)		5,552 (338.80)
Bore and stroke mm (in)		98 x 92 (3.86 x 3.62)
Valve arrangement		DOHC
Firing order		1-8-7-3-6-5-4-2
Number of piston rings	Compression	2
	Oil	1
Number of main bearings		5
Compression ratio		9.8:1
Compression pressure kPa (kg/cm ² , psi)/rpm	Standard	1,520 (15.5, 220)/200
	Minimum	1,324 (13.5, 192)/200
	Differential limit between cylinders	98 (1.0, 14)/200

Cylinder number	 <p style="text-align: center;">Front</p> <p style="text-align: right; font-size: small;">SEM957C</p>
-----------------	--

Valve timing	 <p style="text-align: right; font-size: small;">PBIC0187E</p>
--------------	--

Unit: degree

a	b	c	d	e	f
244°	232°	-8°	60°	10°	54°

QUICK REFERENCE CHART: TITAN

2007

Drive Belt Deflection and Tension

Tension of drive belts	Auto adjustment by auto tensioner
------------------------	-----------------------------------

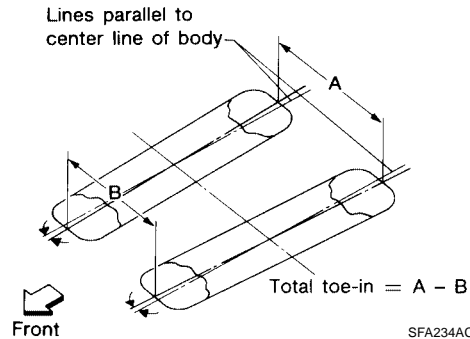
Spark Plug Types (Platinum Tipped)

Make	NGK	
Model	Standard model	FFV model
Standard type	DIFR5A-11	DIFR5A-11D
Gap (nominal)	1.1 mm (0.043 in)	

Wheel Alignment (Unladen*1)

ELS0028M

Drive type		2WD	4WD
Camber Degree minute (decimal degree)	Minimum	-0° 57' (-0.95°)	-0° 27' (-0.45°)
	Nominal	-0° 12' (-0.20°)	0° 18' (0.30°)
	Maximum	0° 33' (0.55°)	1° 03' (1.05°)
	Cross camber	0° 45' (0.75°) or less	0° 45' (0.75°) or less
Caster Degree minute (decimal degree)	Minimum	2° 15' (2.25°)	1° 27' (1.45°)
	Nominal	3° 0' (3.00°)	2° 12' (2.20°)
	Maximum	3° 45' (3.75°)	2° 57' (2.95°)
	Cross caster	0° 45' (0.75°) or less	0° 45' (0.75°) or less
Kingpin inclination (reference only) Degree minute (decimal degree)		13° 33' (13.55°)	13° 0' (13.00°)



Total toe-in	Distance (A - B)	Minimum	1.8 mm (0.07 in)	1.8 mm (0.07 in)
		Nominal	2.8 mm (0.11 in)	2.8 mm (0.11 in)
		Maximum	3.8 mm (0.15 in)	3.8 mm (0.15 in)
	Angle (left plus right) Degree minute (decimal degree)	Minimum	0° 3' (0.05°)	0° 3' (0.05°)
		Nominal	0° 5' (0.08°)	0° 5' (0.08°)
		Maximum	0° 7' (0.12°)	0° 7' (0.12°)
Wheel turning angle (full turn)	Inside Degree minute (decimal degree)	34° 30' - 38° 30' *2 (34.50° - 38.50°)	34° 56' - 38° 56' *4 (34.93° - 38.93°)	
	Outside Degree minute (decimal degree)	30° 58' - 34° 58' *3 (30.97° - 34.97°)	31° 01' - 35° 01' *5 (31.02° - 35.02°)	

*1: Fuel, radiator coolant and engine oil full. Spare tire, jack, hand tools and mats in designated positions.

*2: Target value 37° 30' (37.50°)

*3: Target value 33° 58' (33.97°)

*4: Target value 37° 56' (37.93°)

*5: Target value 34° 01' (34.02°)

QUICK REFERENCE CHART: TITAN

2007

Brake

ELS0028N

Unit: mm (in)

Front brake	Brake model	CLZ31VC
	Rotor outer diameter × thickness	320 × 26 (12.60 × 1.02)
	Pad length × width × thickness	111.0 × 73.5 × 9.5 (4.73 × 2.894 × 0.374)
	Cylinder bore diameter	51 (2.01)
Rear brake	Brake model	AD14VE
	Rotor outer diameter × thickness	320 × 14 (12.60 × 0.55)
	Pad length × width × thickness	83.0 × 33.0 × 8.5 (3.268 × 1.299 × 0.335)
	Cylinder bore diameter	48 (1.89)
Control valve	Valve model	Electric brake force distribution
Brake booster	Booster model	C215T
	Diaphragm diameter	215 (8.46)
Recommended brake fluid		Genuine NISSAN Super Heavy Duty Brake Fluid or equivalent DOT 3 (US FMVSS No. 116)

Disc Brake - Repair Limits

ELS0028O

Front brake model		CLZ31VC
Brake pad	Standard thickness (new)	11.88 mm (0.468 in)
	Repair limit thickness	1.0 mm (0.039 in)
Disc rotor	Standard thickness (new)	26.0 mm (1.024 in)
	Repair limit thickness	24.5 mm (0.965 in)
	Maximum uneven wear (measured at 8 positions)	0.015mm (0.0006 in)
	Runout limit (with it attached to the vehicle)	0.03 mm (0.001 in)
Rear brake model		AD14VE
Brake pad	Standard thickness (new)	12.13 mm (0.478 in)
	Repair limit thickness	1.0 mm (0.039 in)
Disc rotor	Standard thickness (new)	14.0 mm (0.551 in)
	Repair limit thickness	12.0 mm (0.472 in)
	Maximum uneven wear (measured at 8 positions)	0.015 mm (0.0006 in)
	Runout limit (with it attached to the vehicle)	0.07 mm (0.003 in)

Brake Pedal

ELS0028P

Unit: mm (in)

Brake pedal height (from dash panel top surface)	182.3 – 192.3 (7.18 – 7.57)
Depressed pedal height [under a force of 490 N (50 kg, 110 lb) with engine running]	More than 90.3 (3.55)
Clearance between stopper rubber and the threaded end of stop lamp switch	0.74 – 1.96 (0.029 – 0.077)
Pedal play	3 – 11 (0.12 – 0.43)

QUICK REFERENCE CHART: TITAN

2007

ELS0028R

Refill Capacities

Description		Capacity (Approximate)		
		Metric	US measure	Imp measure
Fuel		105.8 ℓ	28 gal	23 1/4 gal
Engine oil (drain and refill)	With oil filter change	6.2 ℓ	6 1/2 qt	5 1/2 qt
	Without oil filter change	5.9 ℓ	6 1/4 qt	5 1/4 qt
Dry engine (engine overhaul)		7.6 ℓ	8 qt	6 3/4 qt
Cooling system	With reservoir at MAX level	12.2 ℓ	3 1/4 gal	2 5/8 gal
Automatic transmission fluid (ATF)		10.6 ℓ	11 1/4 qt	9 3/8 qt
Rear final drive oil		2.01 ℓ	4 1/4 pt	3 1/2 pt
Transfer fluid		2.0 ℓ	2 1/8 qt	1 3/4 qt
Front final drive oil		1.6 ℓ	3 3/8 pt	2 7/8 pt
Power steering fluid (PSF)		1.0 ℓ	2 1/8 pt	1 3/4 pt
Windshield washer fluid		4.5 ℓ	1 1/4 gal	1 gal
Air conditioning system refrigerant		0.70 ± 0.05 kg	1.54 ± 0.11 lb	1.54 ± 0.11 lb
Air conditioning system lubricants		200 m ℓ	6.8 fl oz	7.0 fl oz