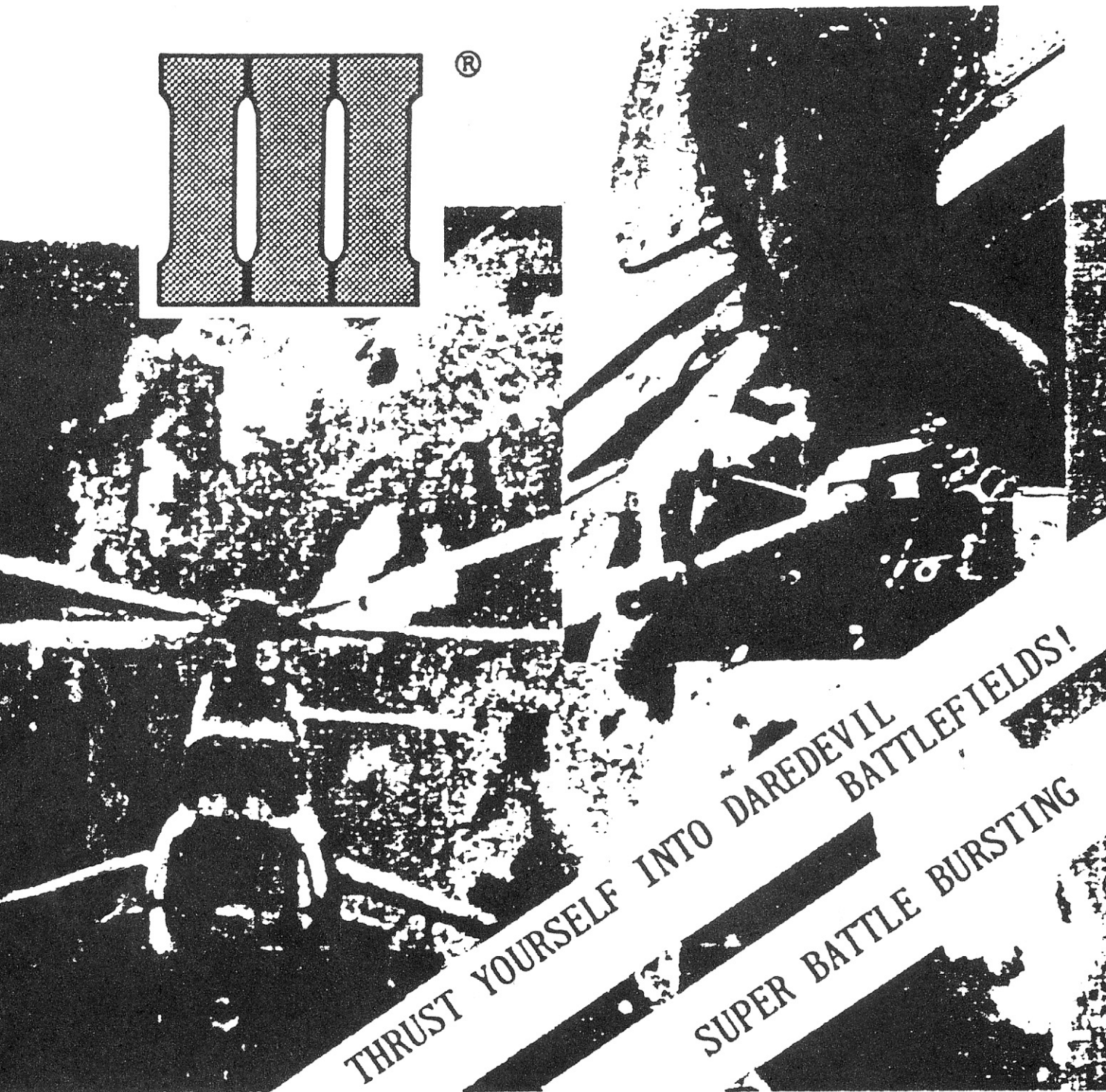


RAMBO

III


®



THRUST YOURSELF INTO DAREDEVIL
BATTLEFIELDS!
SUPER BATTLE BURSTING

©TAITO CORPORATION JAPAN 1989 (COIN-OP VIDEO GAME)
RAMBO. all related characters. slogans and indicia are
Trademarks of CAROLCO INTERNATIONAL NV ©1989

MOVEMENT OF GUN SIGHT



AUTOMATIC
RIFLE



ARROW WITH
MICRO-BOMB

THE PLAYER CAN MOVE ONLY IN
BOTH LEFT AND RIGHT
DIRECTIONS

·ESCAPE FROM THE AREA!!

·THE ROUND CAN BE CLEARED BY GETTING OVER
ENEMY-DIVISION'S CONCENTRATED ATTACKING.

MOVEMENT OF GUN SIGHT



AUTOMATIC
RIFLE



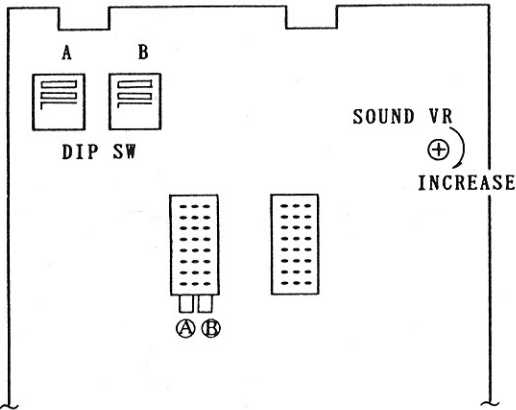
ARROW WITH
MICRO-BOMB

THE PLAYER CAN MOVE ONLY IN
BOTH LEFT AND RIGHT
DIRECTIONS.

BY TURNING THIS STRONGLY TO
THE DIAGONALLY BLOW LEFT OR
RIGHT. THE PLAYER CAN AVOID
ENEMY'S ATTACKING.

ADJUSTMENT ON GAME PC BOARD (RAMBO III G25 00555A)

CONNECTOR



SOLDER SIDE		COMPONENTS SIDE	
GND	A	1	GND
GND	B	2	GND
+5V	C	3	+5V
+5V	D	4	+5V
-5V	E	5	-5V
+12V	F	6	+12V (+13V)
POST	H	7	POST
COIN COUNTER (B)	J	8	COIN COUNTER (A)
COIN LOCKOUT (B)	K	9	COIN LOCKOUT (A)
SPEAKER (-)	L	10	SPEAKER (+)
	M	11	
VIDEO G	N	12	VIDEO R
VIDEO SYNC	P	13	VIDEO B
SERVICE SW	R	14	VIDEO GND
TILT SW	S	15	
(COIN B)	T	16	COIN A
2P SELECT	U	17	1P SELECT
2P UP	V	18	1P UP
2P DOWN	W	19	1P DOWN
2P LEFT	X	20	1P LEFT
2P RIGHT	Y	21	1P RIGHT
2P RIFLE	Z	22	1P RIFLE
2P MICRO BOMB	a	23	1P MICRO BOMB
	b	24	
	c	25	
	d	26	
GND	e	27	GND
GND	f	28	GND

- ☆ CONTROL FOR THIS GAME ARE EITHER ONE
 1WAY-JOYSTICK AND 2 BUTTONS OR
 ONE BALL-CONTROLLER AND 2 BUTTONS.
- WHEN USING BALL-CONTROLLER, INSERT
 ALL SOCKETS ON THE PCB INTO "BALL"
 SIDE. (A) (JOY) : JOYSTICK
 (B) (BALL) : BALLCONTROLLER

NOTE: BEFORE CHANGING THE SETTINGS OF DIP SWITCHES, TURN THE POWER OFF.

◇ SETTING OF DIP SWITCH A

(*) : FACTORY SETTING

SETTINGS	POSITIONS	1	2	3	4	5	6	7	8	
SCREEN ROTATION	* NORMAL	OFF	OFF							
	REVERSE		ON							
TEST MODE	* NORMAL GAME				OFF					
	TEST MODE				ON					
ATTRACT SOUND	* WITH					OFF				
	WITHOUT					ON				
PLAY PRICING COIN A	* 1 COIN 1 PLAY						OFF	OFF		
	2 COINS 1 PLAY						ON			
	3 COINS 1 PLAY						OFF	ON		
	4 COINS 1 PLAYS						ON			
PLAY PRICING COIN B	* 1 COIN 2 PLAYS							OFF	OFF	
	1 COIN 3 PLAYS							ON		
	1 COIN 4 PLAYS							OFF	ON	
	1 COIN 6 PLAYS							ON		

◇ SETTING OF DIP SWITCH B

SETTINGS	POSITIONS	1	2	3	4	5	6	7	8
GAME DIFFICULTY EASY (A) → DIFFICULT (D)	* RANK B	OFF	OFF	OFF					OFF
	RANK A	ON							
	RANK C	OFF	ON						
	RANK D	ON							
CONTROL	* 8-WAY JOYSTICK				OFF				
	BALL CONTROLLER				ON				
CONTINUE MODE	* WITH					OFF			
	WITHOUT					ON			