

Major Title Manual

3. コネクター表

CONNECTOR

1. FOR 2 LEVERS

CONFORMING JAMMA STANDARD (3.96MM PITCH)

SOLDER SIDE			PARTS SIDE
GND	A	1	GND
GND	B	2	GND
+5V	C	3	+5V
+5V	D	4	+5V
	E	5	
+12V	F	6	+12V
MISINSERTION-PREVENTING KEY	H	7	MISINSERTION-PREVENTING KEY
COIN COUNTER B	J	8	COIN COUNTER A
GND	K	9	GND
SPEAKER (-)	L	10	SPEAKER (+)
	M	11	
GREEN	N	12	RED
SYNC	P	13	BLUE
SERVICE SW	R	14	GND
	S	15	
COIN B	T	16	COIN A
(2P START)	U	17	1P START
	V	18	
	W	19	
2P LEFT	X	20	1P LEFT
2P RIGHT	Y	21	1P RIGHT
2P SHOT	Z	22	1P SHOT
2P SELECT	a	23	1P SELECT
	b	24	
	c	25	
	d	26	
GND	e	27	GND
GND	f	28	GND

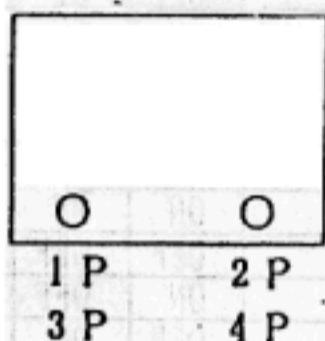
DIP SW 2

		S				W			
		1	2	3	4	5	6	7	8
FLIP PICTURE	NO	OFF				ALWAYS OFF			
	YES	ON							
* CABINET TYPE	TABLE		OFF						
	UPRIGHT		ON						
COIN MODE.	MODE 1			OFF					
	MODE 2			ON					
DIFFICULTY	NORMAL				OFF				
	HARD				ON				
FREEZE PICTURE	NO						OFF		
	YES						ON		
* CONTROL PANEL	2 LEVERS							OFF	
	4 LEVERS							ON	
DIAGNOSTIC TEST	NO							OFF	
	YES							ON	

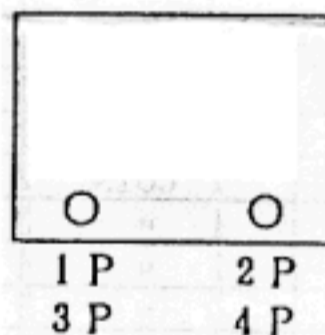
N.B. In the freeze picture mode, press 2P-start button to freeze and 1P-start button to restart the game.

* CABINET TYPE & CONTROL PANEL

TABLE • 2 LEVERS
(OFF • OFF)

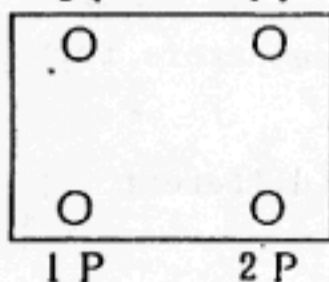


UPRIGHT • 2 LEVERS
(ON • OFF)

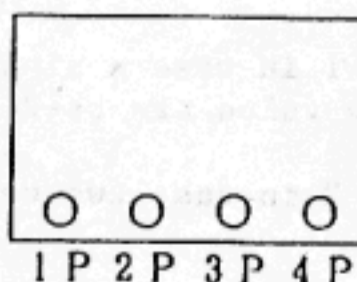


PLEASE REFER TO PAGE 5 FOR THE CONNECTOR FOR 2 LEVERS.

TABLE • 4 LEVERS
(OFF • ON)
3 P 4 P



UPRIGHT • 4 LEVERS
(ON • ON)



PLEASE REFER TO PAGE 6 FOR THE CONNECTOR FOR 4 LEVERS.

2. FOR 4 LEVERS

SOLDER SIDE			PARTS SIDE
GND	A	1	GND
GND	B	2	GND
+ 5 V	C	3	+ 5 V
+ 5 V	D	4	+ 5 V
	E	5	
+ 1 2 V	F	6	+ 1 2 V
MISINSERTION-PREVENTING KEY	H	7	MISINSERTION-PREVENTING KEY
COIN COUNTER B	J	8	COIN COUNTER A
GND	K	9	GND
SPEAKER (-)	L	10	SPEAKER (+)
	M	11	
GREEN	N	12	RED
SYNC	P	13	BLUE
SERVICE SW	R	14	GND
	S	15	
COIN B	T	16	COIN A
(2 P START)	U	17	1 P START
3 P SHOT	V	18	1 P SHOT
3 P SELECT	W	19	1 P SELECT
3 P LEFT	X	20	1 P LEFT
3 P RIGHT	Y	21	1 P RIGHT
4 P SHOT	Z	22	2 P SHOT
4 P SELECT	a	23	2 P SELECT
4 P LEFT	b	24	2 P LEFT
4 P RIGHT	c	25	2 P RIGHT
	d	26	
GND	e	27	GND
GND	f	28	GND

2. ディップスイッチ表

DIP SWITCHES

DIP SW1

			S W											
			1	2	3	4	5	6	7	8				
NUMBER OF PLAYER			2	OFF	OFF									
			1	ON	OFF									
			3	OFF	ON									
			4	ON	ON									
SOUND IN DEMO			YES			OFF								
			NO			ON								
						OFF								
						OFF								
COIN MODE	MODE 2 3 OF DIP SW 2 ON	A SELECTOR	1 COIN 1 PLAY					OFF	OFF					
			2 COINS 1 "					ON	OFF					
			3 " 1 "					OFF	ON					
			5 " 1 "					ON	ON					
			1 COIN 2 PLAYS								OFF	OFF		
		B SELECTOR	1 " 3 "								ON	OFF		
			1 " 5 "								OFF	ON		
			1 " 6 "								ON	ON		
			1 " 1 PLAY					OFF	OFF	OFF	OFF	OFF		
			2 COINS 1 "					ON	OFF	OFF	OFF	OFF		
	MODE 1 3 OF DIP SW 2 OFF		3 " 1 "				OFF	ON	OFF	OFF	OFF			
			4 " 1 "				ON	ON	OFF	OFF	OFF			
			5 " 1 "				OFF	OFF	ON	OFF	OFF			
			6 " 1 "				ON	OFF	ON	OFF	OFF			
			1 COIN 2 PLAYS				OFF	ON	ON	OFF	OFF			
			1 " 3 "				ON	ON	ON	ON	OFF			
			1 " 4 "				OFF	OFF	OFF	OFF	ON			
			1 " 5 "				ON	OFF	OFF	OFF	ON			
			1 " 6 "				OFF	ON	OFF	OFF	ON			
			2 COINS 3 "				ON	ON	OFF	ON	ON			
3 " 2 "				OFF	OFF	ON	ON	ON						
5 " 3 "				ON	OFF	ON	ON	ON						
8 " 3 "				OFF	ON	ON	ON	ON						
				ON	ON	ON	ON	ON						

N.B.

- 1) Select Coin Mode 1 in case a single coin selector or two selectors for coins of the same value are used.
- 2) Select Coin Mode 2 in case two coin selectors of coins of different values are used.